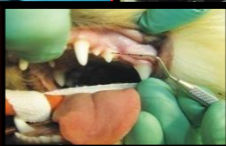
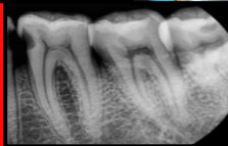


Rajasthan University of Veterinary and Animal Sciences
(RAJUVAS), Bikaner



Department of Veterinary Surgery & Radiology
AINP-DIMISCA (ICAR)

*Certificate Course on
'Pet Animal Dentistry'*



College of Veterinary and Animal Science, Bikaner

Online Registration- www.rajuvas.org

Directorate of Human Resource Development



About RAJUVAS

Rajasthan University of Veterinary and Animal Sciences, Bikaner was established on 13th May 2010. The University is located in heritage and palatial buildings of Ganga Avenue and its precincts, spreading over 200 acres of land. The University has sophisticated equipments and well-equipped facilities for the execution of Teaching, Research, and Extension. The university covers entire Rajasthan state with 28 institutions including 3 veterinary colleges, 9 livestock research station and 16 *Pashu Vigyan Kendra* (PVK). The university is also pursuing its effort to execute state specific research through 10 centers of advance research for benefits of livestock owners, students and researchers.

About Department & AINP-DIMSCA

The Department of Veterinary Surgery & Radiology, CVAS, Bikaner has been leader in veterinary surgery in India. Right from the first surgery on live animals in India to the installation of India's first ever CT scan in a Veterinary Institute, it has always been a pioneer in Veterinary Surgery. The super speciality centre in the department is well equipped in the field of diagnostic imaging, ophthalmology, orthopaedics, anaesthesiology, LASER surgery, Laparoscopy and Dentistry.

All India Network programme on Diagnostic Imaging and Management of Surgical Conditions in Animals (AINP-DIMSCA) is the network project of ICAR. Started in 2014, it is being run in 5 centres all over India. The objectives of this project is to establish imaging diagnostic protocols using advanced techniques like CT scan, USG ,etc. and to standardise procedures to manage surgical conditions pertaining to ophthalmology, orthopaedics, dentistry, soft tissue surgery etc.



Certificate Course on Pet Animal Dentistry



About The Course

Objective:

- To develop clinical skill in the field of Pet animal Dentistry

Outcome:

- The participant will develop skill in the field of dentistry
- Help the participants to set up a dentistry section in his/her clinic
- Familiarity with various equipments, instruments and procedures used in dentistry

Eligibility and Target group:

- IV year BVSc & AH students
- Internees of BVSc & AH
- MVSc / PhD scholars
- Field Vets/Professionals

- Intake Capacity: 10 (Max 25)
- Course Fee: Rs. 5000
- Attendance: 75% Mandatory
- Assessment: Internal only

- Duration of Course- 40 Hrs. (Theory- 1½ Hrs; Practical- 2 Hrs)
- Certificate after completion of course to successful candidates.
- Course Methodology-Theory classes (Online)
 - Practical/ Hands on training (Offline)
- Evaluation- Post course

Course Coordinator-

Prof. Praveen Bishnoi

Professor & Head

Vety Surgery & Radiology

PI, AINP-DIMSCA

CVAS, RAJUVAS, Bikaner

Co Coordinator-

Dr. Mahendra Tanwar

Assistant Professor

Vety Surgery & Radiology

CVAS, BIKANER

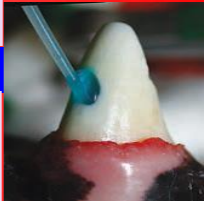
Rajasthan University of Veterinary and Animal Sciences, (RAJUVAS) Bikaner
'Pet Animal Dentistry'

Course Coverage Highlights

- Dental terminology & Nomenclature
- Dental Radiology & **RVG**
- Periodontal Diseases
- Occlusion Disorders
- Dental Station
- Dental Scaling & polishing
- Root Canal Treatment
- Dental Implants

Faculty

- Faculty of Department of VSR, RAJUVAS, Bikaner
- Invited Experts
- Human Dentist as Guest Faculty



For more information, please contact:

Prof. Praveen Bishnoi

Professor & Head, VSR & PI, AINP-DIMSCA

CVAS, RAJUVAS, Bikaner

Phone- +91-9982361529

drpbishnoi29@gmail.com