ANNUAL REPORT
2017-2018



। पशुधनं नित्यं सर्वलोकोपकारकम् ।

राजस्थान पशुचिकित्सा और पशु विज्ञान विश्वविद्यालय

बिजेय भवन पैलेस कॉम्प्लेक्स, पण्डित दीनदयाल उपाध्याय सर्किल, बीकानेर 334001 (राजस्थान)
Website: www.rajuvas.org

Contents

Overview	5-25
संक्षिप्त इतिहास	26-50
1. Introduction	51-52
1.1. Initiation of Rajasthan University of Veterinary and Animal Sciences	51
1.2. Role and Mandate of the University	51
1.3. Objectives of the University	51
1.4. Power and Functions of the University	51-52
2. University Administration	53-55
2.1 Board of Management (BOM)	53
2.2 Academic Council	53
2.3 Faculties	53
2.4 Board of Studies	53-54
2.5 Research Council	54
2.6 Extension Education Council	54
2.7 Planning Board	54
2.8 Finance Committee	54
2.9 Core Advisory Committee	54
2.10 Public Relations	55
2.11 Dean Students Welfare	55
2.12 Prioritization, Monitoring and Evaluation (PME) Cell	55
2.13 University Student Placement Cell	55
Officers of the University	56
Officers University Head of the Departments	57
Faculty Strength	57
3 Finance and Budget	58
4. Teaching	59-102
4.1 Courses Offered	59
4.2 Constituent and Affiliated Colleges of the University	60
4.2.1 College of Veterinary and Animal Sciences, Bikaner	60-102
4.2.2 College of Veterinary and Animal Sciences, Navania,Vallabhnagar, Udaipur	103-142
4.2.3 Post Graduate Institute of Veterinary Education & Research, Jaipur	143-167
5. Research	168-221
5.1 Directorate of Research for Veterinary and Animal Science, Bikaner	168
5.2 Farm and Field Based Research	168
5.2.1 Livestock Research Station, Beechwal, Bikaner	168-170
5.2.2 Livestock Research Station, Kodmdesar, Bikaner	171-176
5.2.3 Livestock Research Station, Chandan, Jaisalmer	176-185
5.2.4 Livestock Research Station, Bojunda, Chittorgarh	185-189
5.2.5 Livestock Research Station, Nohar, Hanumangarh	190-194
5.2.6 Livestock Research Station, Dug, Jhalawar	195-196
5.2.7 Livestock Research Station, Bikaner	196-198
5.2.8 Livestock Research Station, Vallabhnagar, Udaipur	198-207
5.3 Other Research Project	208-221
6. Director of Extension Education	222-251
7. Awards	252-260
8. Dignitaries Visitors	261-263
9. Future Vision	264-265

Over-View

(Activities and Advancements)

The Rajasthan University of Veterinary and Animal Sciences (RAJUVAS), Bikaner is a constituted body corporate established under Sub-section (3) of Section 1 of the Rajasthan University of Veterinary and Animal Sciences Act, 2010 by incorporating certain units, pertaining to Veterinary & Animal Sciences, from Swami Keshwanand Rajasthan Agricultural University, Bikaner and Maharana Pratap University of Agriculture & Technology, Udaipur. The University came into existence on 13th day of May, 2010 with Prof. (Dr.) Col. A. K. Gahlot as the First Vice-Chancellor of the University executing his second term as Vice-Chancellor of this University.

The Rajasthan University of Veterinary and Animal Sciences, Bikaner has been established for the purpose of development of Veterinary and Animal Sciences in the state of Rajasthan in specific and in the country in general by ensuring proper and systematic instruction, training, research and extension in up to date system of Veterinary and Animal Sciences and its allied sciences. The University is marching ahead to provide technical and scientific support for transforming state animal husbandry from sustainability to improved profitability. Improved production in association with productivity spurts has led the State to be one of the leaders in the country for milk, meat and wool production with the support of scientific and technological interventions and a favorable policy environment.

Teaching, research and extension initiatives taken during the year in continuation to year 2013-14, has armed the University with the preparedness to meet the future challenges particularly the conservation of valuable indigenous germplasm of prized livestock breeds, improvement in their health and production, etc. Realising the importance of e-governance and potential of information and communication technology, the University took initiatives since inception i.e. 2010-11 and this year, steps were taken to bring complete e-governance in the University. The campus at Bikaner has been brought under complete internet connectivity with 1 Gbps lease line. Further, this year new projects under State Plan were taken up to fulfil the commitments of University towards development of Livestock Sector in the state in particular and in country in general. Some of the initiatives and salient achievements of the RAJUVAS during the year under report are elucidated below.

e-Governance and Internet Availability

1. The University is committed to have e-governance in all affairs of students, staff, establishment, accounts, stores, livestock farms and TVCC. Twenty five modules were purchased from the grant in previous years that has been installed and commissioned with separate server required for the purpose. Training on "Integrated University Management Systems Modules" has been imparted to the officers and employees of the University to train and make familiar the ultimate users with modules and their working. In year 2014-15 the University shifted completely on e-governance for the most of the actions. The recruitment process has also been under taken through online system.
2. The campus at Bikaner is now in complete connectivity with 1 GBPS lease line. The work was initiated in 2010-11, i.e., in very first year of inception of University which was continued in subsequent years. Left pockets as well as the additional points which were required have been covered this year to fill all the deficiencies. Now all hostels, entire campus and even staff colony has been brought under connectivity. It has improved the research status and bibliographical portion of the thesis. Some of the students of both UG & PG boys as well as girls are using their own laptops. Internet surfing, social networking and use of email has improved. The students are also applying to US and other foreign Universities for seeking admission to persue higher studies.
3. The teaching capacity has improved significantly as a result of internet availability on every computer and establishment of smart class room systems. Faculty have resorted to use of power point presentations during

instructional hours, both theory and practicals. Almost all departments have seminar rooms and other facilities to facilitate it.

Integrated University Management System Centre

Rajasthan University of Veterinary and Animal Sciences, Bikaner is state's pioneering institution in the field of Veterinary & Animal Sciences. The University aspires to be one of the world's leading academic & research institutions in the vast spectrum of livestock and allied sectors while eying on economic growth & development in the state.

With the wide-spread technological advancement in today's dynamic world, the IT technology has revolutionized the way education is imparted and the way the academic institutions function. Thus in its perseverance to achieve operational excellence, the University has strategically decided to adopt a comprehensive 'e-governance' solution for management of the entire University in order to achieve optimal allocation & utilization of its resources with the vision to create an environment where all students, faculty and staff have easy access to the information technologies with modern tools for successful operations so as to meet mandated functions of the University.

Mission-statement

"The University endeavors to evolve as Centre of Learning Excellence in Veterinary & Animal Sciences, imparting knowledge & research through usage of latest IT tools & technologies, with the aim of developing into a fully automated academic institution of national as well as international repute".

Approach towards E-Governance

The University strategically decided to adopt e-Governance solution in order to provide the services/ information to its stakeholders in shortest time frame. Thus by implementing IT enabled services at the University, which turned out to be a catalyst to change the existing manual management processes. The RAJUVAS has taken a giant leap towards efficiently and effectively to manage the University operations and bring consistency in its entire approach which has been a motivational force for the employees of the University.

Integrated University Management System-

IUMS is an enterprise-wide web enabled application that takes care of almost all the functions of any University. RAJUVAS has achieved new-found operational efficiency after successful implementation of the Integrated University Management System. After Implementation of IUMS, the University effectively manages the student's entire academic cycle beginning from pre-admission to alumni management; taking them through admission, academics, fee management, exams and results processing with issuance of the degree/certificate. It is also powered with user-friendly reports and user-friendly interface thereby ensuring maximum user efficiency (bring analytical ability of reports here). With increasing number of students every year, this system helps RAJUVAS to maintain student's entire life cycle details, which is accessible on a click. System also helped University in generation of various Dynamic & Analytical reports for planning & decision making. University has also implemented Employee/ Student portal that has given great ease to students & employees in their normal day-to-day activities and interaction with university. Now, Students applies their exams through online portal and get various notifications related to their attendance, fee, exams & results. Employee applies/approves their leaves through employee portal, generates their salary slips, get loan and advances details online. RAJUVAS has fully automated the entire Finance & HR practices of University like the recruitment, employee personal & professional details, payroll process, salary slip generation, detailed bank statement to be sent to the bank and conveyance as per the vouchers to name a few. It also helped RAJUVAS in documentation required in appointment letters, creation of masters, maintenance of increments, other allowances like arrears, calculation of supplementary bills, advances taken against salary, etc. Phasic developments during the last five years have been very encouraging and impressive.

IUMS Modules Installed

1. OSES-On Screen Evaluation & Advanced Examination Management
2. Pre-Admission
3. Recruitment
4. Self Service Portal (SSP)

5. Hrms, Payroll & Establishment
6. Stores & Purchase
7. Budget Management
8. Placement Service
9. VC & Administrative Offices
10. GPF & Pension
11. Financial Accounts
12. Admission & Academics
13. Examination & Results
14. Veterinary Hospital Management
15. Live Stock & Farm Management
16. Industry University Interaction
17. Alumni Management
18. Research
19. Letter Movement System
20. File Movement System
21. Attendance & Fee Management System
22. Meetings & Committee Management
23. Events & Seminar Management
24. Assets & Estate Management
25. Mail Server
26. SMS Server
27. Smart Class
28. Library Automation through RFID Technology

Establishment of DATA CENTRE

Data Centre Establishment is a key requirement for a successful e-Governance implementation at any University/Institution. The University is still in process for establishing a Data Centre. Currently University has established a Server Room for its ready need. Using Dynamic Dashboards & Data Analysis feature, University has forecasted its coming 50 years liabilities of Salary & Pension that data is submitted to state higher authorities and being appreciated by the authorities

Disaster recovery

To keep this in mind about the importance of data, University configured cluster server on third part data centre for data & application backup.

CHALLENGES

- Employees' resistance in adoption of new system. Some of the University Employees were on the verge of retirement, to teach them new system is very difficult
- University has inadequate and IT Savvy staff and insufficient infrastructure and funds
- Biggest challenge was to train the University employees on new system
- Challenge to redesign business process- Transformation from conventional system to IT enabled system requires business process re-engineering which in itself is a challenging task
- Data Integration Problem- integrating manual data related to University employees and students into University Management System required efforts and time

Huddles and Bottleneck

- Research Department – The system is implemented and training is provided to various officials but since the officials are involved in research activities and due to paucity of time and poor connection at research fields, data entry takes a back seat.
- In some departments, previous data is not being entered into the new system and hence, they are not able to start the system.
- Paucity of support system create hindrance in entry of data.
- University is also struggling to rollout Store & Purchase module in the University.

Salient outcomes

- Internet connectivity to each desk of Scientist, Office staff, Offices and Hostels.
- Wi-Fi connectivity to Girls' hostel, PG hostel, VC secretariat, Registrar office, Comptroller office and all Deans and Directors.
- Better financial handling and management
- Online Processes for Admissions, Counselling and Recruitment application processing up to interview letters
- Farmers SMS advisory service
- Effective functioning of Public Relation Cell, Placement Cell and Recruitment Cell
- Improved teaching skills
- Improved learning skills of the students due to 24X7 availability of net in hostels and labs,

having easy access to e-learning resources in Library, Easy preparation of presentations and knowledge up gradation through net and Frequent users of emails and social media

- Better depiction of information on website having Exponentially rising visitors those gets Server based information accessible from website and All online processes through website.

Road Ahead

- Mobile App
- Security Surveillance System
- Video Presence Solution
- Digital Document Circulation and e-note tracking
- EVet-Connect Platform

For detailed activity wise information one may refer to booklet "e-Governance Initiatives of RAJUVAS" Volume 2 published by IUMS Centre, RAJUVAS

List the efforts made in capacity building & faculty development of teachers / technical / para-professional and administrative staff:

- Computer application trainings have been provided to most of the teaching and ministerial staff
- All the applicants from faculty were provided permission to attend seminar, summer institutes and trainings
- Regular publication of the University news letter entitled as "RAJUVAS Newsletter" is on going on quarterly basis

Continuing Capacity Building

I. By Collaborations

The University has continued efforts to increase collaborations with other institutions in 2016-17 also and signed MoUs for meaningful collaboration in the areas of mutual interest with Dr. Sarvepalli Radhakrishnan Rajasthan Ayurved University Jodhpur, IIT Khargpur, National Research Centre on Equines, Hisar, Vipro Bio-Sciences, Ahmadabad, SAHAJ Inclusive Opportunities (India) Pvt. Ltd. Sewan Grassland Development, Urmul Trust, Prakruti Trust and Microgram Foundation, Reliance Industry Ltd., Agricultural Sill Council of India (ASCI) and Kamdhenu Goshala Samiti, Himachal Pradesh, Indian Veterinary Research Institute Deemed University, Izatnagar- U.P. (IVRI), CCS National Institute of Animal Health, Baghpat (Post Graduate Training and Research)

II. By Scientific Activities

Research projects have been sanctioned to the University under Rastriya Krishi Vikas Yojna (RKVY). The research projects continuing in year 2017-18 are as under

RKVY Projects

- "Establishment of Rathi Cattle Breeding Farm" At LRS, Bikaner And Nohar
- "Establishment of Tharparkar Cattle Breeding Farm" at Chandan (Jaislmer) and LRS Beechwal (Bikaner)
- Establishment of Kankrej Cattle Breeding Farm", LRS, Kodamdesar, Bikaner
- "Establishment of Gir Cattle Breeding Farm" at CVAS, Navania, Vallabhnagar
- Establishment of Specialized Human Resource Development Centre of Veterinary & Animal Sciences at Jaipur
- Establishment of Microbiological and Biotechnological Information System Network (Bioinformatics and Chemo Informatics) Centre for exploring Interconnections of Molecular biological Application in the Field of Animal Husbandry
- Establishment of Live Demonstration Models of Diversified Livestock Production Systems for Motivating Adaption to Enhancing Agricultural income Rajasthan University of Veterinary and Animal Sciences, Bikaner
- Capacity Building for Detection of newer Synthetic Ingredients Highly Pathogenic Microbial Presence, Drug and Pesticides Residues, Pollutants etc. by Establishing High end Milk Quality Testing
- Establishment of Malvi Cattle breeding farm and setting up of an institute for starting Diploma in Animal Husbandry (AHDP) in Dug, (Jhalawar)
- Establishment of Goat breeding farm for Demonstration and Dissemination of Remunerative Goat farming System
- Centre for Diagnosis, Surveillance and Response of Zoonotic Diseases

- Epidemiological Mapping of Antimicrobial Resistance and its Underlying Genetic mechanisms for Improvement in Health of Livestock and Poultry Sector

Research projects have been sanctioned to the University under ICAR. The research projects continuing in year 2017-18 are as under.

ICAR Project

- Nutritional and Physiological Approaches for Enhancing Reproductive Performance in Cattle and Buffalo
- Experimental Learning Unit Pet (Pups) Production, CVAS, Navania, Udaipur
- National Initiative on Climate Resilient Agriculture (NICRA)
- All India Network Programme on Diagnostic Imaging and Management of Surgical Conditions in Animals
- Genetic Improvement of Sirohi Goat in Farmer's Flocks
- Network Project on Buffalo Improvement, Livestock Research Station, Vallabhnagar
- Mega Sheep Seed Project
- AICRP on Goat Improvement : Marwari Field Unit

Research projects have been sanctioned to the University under State Plan. The research projects continuing in year 2017-18 are as under.

State Plan

- Rain Water Harvesting System
- Centre for Ethno Veterinary Practices and Alternative Medicines
- Centre for Excellence for Use of Space-based Technology in Animal Science
- Centre for Studies on Wildlife Management and Health
- Animal Bio Medical Waste Disposal Technology Centre
- Centre for Organic Animal Products Technology
- Centre for Conservation of Animal Biodiversity
- Engineering & Technology Centre for Animal Sciences
- Sahiwal Cattle Breeding Project, LRS, Kodemdesar
- Livestock Feed Resource Management and Technology Centre
- Centre for Disaster Management Technology for Animals
- Vaccinology & Biological Products Research Centre
- Demonstration & Dissemination of Remunerative Sirohi Goat Farming System (NMPS)
- Sirohi Goat Farm, Livestock Research Station Bojunda, Chittorgarh (Raj.)

By other Activities

Hon'ble VC Prof. Chhipa released New Publications of RAJUVAS

Prof. Chhipa Hon'ble VC RAJUVAS released the monthly publication of Directorate of Extension Education "Pashupalan Naye Aayam" along with quarterly Pashu Aahar Ivam Chara bulletin of LFMRTC. Hon'ble VC Prof. Chhipa emphasized that both the publications have been of immense help to the animal owners as they have adopted new techniques though these and earned profit. These publication can also be accessed at RAJUVAS website. Dean CVAS, Bikaner Prof. T.S. Sharma, DEE, Prof. R.K. Dhuria, Dean PG's Prof. S.K. Kashyap, Prof. Radheyshyam Arya and Prof. B.N. Shringi were also present on the occasion.

Student's Activities

Kids Visited RAJUAS

96 students from DPS visited RAJUVAS accompanied with few teachers. Prof. Tribhuwan Sharma, Dean CVAS Bikaner greeted the kids and apprised them with animal welfare service along with their role in nature. Children were intrigued to see skeletons of different animals including camel in Department of Veterinary Anatomy. Fascinating among all was the live animal museum of Poultry farm in which kids were acquainted with different breeds of live birds. They also visited clinical complex and saw surgery and treatment of animals. Dr. Amit Pandey guided them during RAJUVAS visit.

Students Election

Student Elections were held on 28th August, 2017. 83 % voters casted their votes in favour of one of the two candidates for the post of president

and two candidates for Joint Secretary post. Elections were held in peaceful manner.

orientation programme for the newly admitted students of B. V. Sc. & A.H

An orientation programme for the newly admitted students of B. V. Sc. & A.H. course batch 2017-18 was organized on 01.09.2017. Students along with parents were acquainted with the history of college and other related information. The details of curriculum, sports, NCC and NSS activities were told to the new students by the respective in charges. A tour of college was arranged for them to give information about the various departments and others facilities of the college.

Celebrations

World Zoonotic Day

On the occasion of "World Zoonotic Day", on 6th July, 2017 a free Rabies Camp was organized by Department of Veterinary Medicine in Clinics. 75 dogs were vaccinated during the camp & token was distributed to 50 animal owners. 25 old token were renewed. The camp was organized by RAJUVAS in collaboration with canine welfare society. While addressing Prof. Tribhuwan Sharma Dean, CVAS Bikaner informed about Zoonoses and vaccination to prevent these. Dr. J.P. Kacchawa delivered a power point presentation on this topic and Head of the Department Dr. D.K. Bihani told that more than 100 dog owners came to the camp. Literature was distributed to the dog owners to make them aware of preventive measures. Camp was attended by the members of Canine welfare society, faculty and post graduate students of the department.

Celebration of 75th Anniversary of "Bharat Chhodo Andolan (Quit India Movement)"

RAJUVAS celebrated 75th Anniversary of "Bharat Chhodo Andolan" in which Hon'ble Vice-Chancellor Prof. B.R. Chhipa along with students, staff and faculty members took oath to build a new nation as advised by Hon'ble Prime Minister Sh. Narendra Modi Ji. Hon'ble Vice Chancellor Prof. B.R. Chhipa motivated all to take part in the formation of new India upto 2022. Each one of them submitted the self signed oath. The function was organized at CVAS, Bikaner Auditorium. While addressing the gathering Hon'ble Vice-Chancellor said that we should be determined in all ways to build a new nation free from corruption, terrorism, communism & poverty. Dean Directors & faculty members were also present on the occasion.

Quit India Movement

75th Anniversary of "Quit India Movement" was celebrated with full enthusiasm by the students and faculty members of RAJUVAS. They take an oath also on this occasion as advised by Hon'ble Prime Minister Sh. Narendra Modi Ji. Hon'ble Vice Chancellor Prof. B.R. Chhipa motivated all to take part in the formation of new India upto 2022.

Independence Day Celebration

CVAS, Bikaner

71st Independence day celebration began at CVAS, Bikaner with the hoisting of flag by Hon'ble Vice-Chancellor Prof. B.R. Chhipa. Prof. M.L. Chimpa Ex-Vice-Chancellor of Atal Bihari Vajpayi Hindi University was the chief guest of the function.

51 were awarded Hon'ble Vice-Chancellor Prof. Chhipa said in his speech that during last 70 years the development of country has contribution of farmers, scientists and youth. A day before Hon'ble Vice-Chancellor took the meeting of all Dean, Directors & concerned persons to arrange the necessary management for celebration.

Moment of Pride

Journal of Camel Practice and Research among the Top 10 Journals in Veterinary Science

Journal of Camel Practice & Research edited by Prof. T.K. Gahlot of Department of Veterinary Surgery & Radiology, RAJUVAS has made its position in the top 10 Journals of Veterinary Science as rated by Indian Citation Index 2016. Prof. B.R. Chippa Hon'ble VC, RAJUVAS greeted for this accomplishment mentioning quality of research being carried out at RAJUVAS is at par with International standards and this is a matter of pride. Prof. T.K. Gahlot has been editing this Journal since last 23 years. Selected articles on Camel Research approved by international editorial board are being published in this Journal. The Journal has been given a Naas rating of 6.2.

New Administrative Appointments

As Per directions of Hon'ble Vice-Chancellor Prof. B.R. Chhipa, Prof. C.S. Vaishnav was

appointed Dean CVAS Navania, Vallabhnagar, Udaipur and Prof. B.N. Shringi was appointed as Administrative secretary to VC. Presently Prof. B.N. Shringi is Professor in the Department of Microbiology & Biotechnology, now he will be administrative secretary for assistance of Hon'ble VC for future strategies to be planned in development of RAJUVAS.

Trainings Organized

Training of 70 Animal owners

Centre for Organic livestock products technology organized a training on benefits of Organic Livestock reareing technology and its importance in western Rajasthan on 12th July, 2017, Prof T. Sharma Dean, CVAS, Bikaner addressed the training Prof. S.C. Goswami, DSW delivered a lecture on importance of Organic animal rearing technology principal Investigator.

Dr. Rajkumar Berwal organized the training in which 70 farmers from Sriganganagar, Hanumangarh & Sikar were given training & certificates. Prof. Basant Bais gave vote of thanks.

Training Organized by Organic Livestock Products and Techniques Centre

One day training program was organized by RAJUVAS under *"Mera Gaon Mera Gaurav"* in Chani village of Kolayat Tahsil Organic Livestock Products & Techniques was the topic of training organized in Atal Seva Kendra of the village. PI of the centre Dr. Rajkumar Berwal trained the villagers about organic livestock production and organic milk along with their importance. Dr. Vijay Bishnoi and Dr. Amit Panday also delivered lectures. Posters pamphlets were distributed to 30 livestock owners who participated in the training. A large number of villagers were present on the occasion.

A two day interactive program between animal owners & scientists was organized by RAJUVAS in collaboration with Aatma project under cafeteria B-11(A) in which 30 animal owners farmers from all over the district participated and interacted with VC the function Hon'ble VC. Prof. B.R. Chhipa insisted on recognizing the problems of farmers and animal owners, accordingly by the research should be carried out as to sort out these problems. Owing to importance of this interaction he said new research projects will be sanctioned according to the regional problems of farmers. Also Hon'ble Vice-Chancellor requested the scientists to transmit the techniques in very simple and easy language which could be grasped by the farmers. "Pashu palan naye aayam" was released by Hon'ble Vice-Chancellor on this occasion Organizing secretary & Director Extension Education Dr. R.K. Dhuria told about 827 training have organized on **nutritional** management and conservation prevention of diseases & treatment in animals in which 25 thousand farmers & animal owners have been trained & benefitted Deputy Director (Agriculture) & Director AATMA project Sh. B.R. Kadwa also addressed the farmers. Progressive farmers told about their experiences and obstacles they faced. Director Clinics Prof. J.S. Mehta, Prof. Radheyshyam Arya of Department of Animal Nutrition, Additional Director Research Prof. A.A. Gauri, Administrative secretary to Hon'ble VC Prof. B.N. Shirngi along with RAJUVAS scientists were present in the interactive session. On the second day Director PME Prof. R.K. Singh distributed certificates to the trainees. Dr. Ashok Gaur, Dr. Praveen Bishnoi, Dr. Rajesh Nehra & Dr. Deepika Dhuria participated in the interactive sessions.

Training

RAJUVAS organized a two days training program on "Animal Nutritious and green fodder management" in collaboration with ATMA project. Scientists of RAJUVAS trained 30 animal owners on the topic Animal Nutrition and green fodder management. Comptroller RAJUVAS, Sh. Arvind Bisnoi distributed the certificates to trained farmers. Sh. Bishnoi emphasized on incorporation of new techniques to improve productivity from animals. DEE Prof. R.K. Dhuria told many such training camps are being organized for farmers and animal owners by RAJUVAS. Even in villages the training programs are being organized by VUTRCs. A questionnaire was arranged for the farmers at the end of training and winners were awarded. Prof. Basant Bais, Dr. Dinesh Jain, Dr. Rajesh Nehra, Dr. Deepika Dhuria, Sh. Dinesh Acharya and Sh. Mahendra Singh Manohar delivered lectures on the subjects. Animal owners visited various units of RAJUVAS during the training.

Training of Goshala Managers in Bikaner Division

With the courtesy of State Gopalan Department Director Extension Education

of RAJUVAS organized a three days training program for Goshala Managers in Bikaner Division at CVAS, Bikaner campus. 45 Goshala Managers participated in the training Prof. M.C. Chhipa Ex. Vice-Chancellor, Atal Bihari Vajpayee Hindi University was the chief guest of inaugural session. During inauguration he said **Gopalan** is traditional & very beneficial business since centuries. Ignorance towards cow in the present **scenario** is a matter of concern. Traditional animal husbandry will prove to be much beneficial when clubbed with the advance scientific techniques. He congratulated Goshala Managers for they are serving these animals and also insisted on making more & more people aware regarding this service. Presiding over the function Prof. B.R. Chhipa Hon'ble Vice-Chancellor, RAJUVAS said that these animals are major source of pure milk & ghee Urbanization is hindrance in rearing of these animals. Gopalan is a useful business in terms of employment therefore it should be uplifted with scientific trainings Dean CVAS, Bikaner Prof. Tribhuwan Sharma, Director Extinction Education Dr. R.K. Dhuria, Additional Director of Animal Husbandry Department Dr. Ranjeet Singh shared their views with the Goshala Managers. Training manual was also released on this occasion. Joint Director Gopalan Department Dr. J. P. Atal, Deputy Director, Animal Husbandry Department Dr. O.P. Kilania, Administrative secretary to VC Prof. B.N. Shirgi & Dr. D.S. Meena were also present on the occasion.

Camps organized in Villages

Centre for Disaster Management Techniques organized camps to train villages how to cope up with disasters. PI of the Centre Dr. P. Bishnoi told that camps were organized on 17th August, 2017 (Sinjguru), 21st August, 2017 (Parwa), 22nd August, 2017 (Raasisan) and 23rd August, 2017 (Deshnok) Dr. Satyveer, Dr. Sohail Mohommed and member of Research council RAJUVAS Sh. Gopal Upadhadhy organized these camps.

Training

50 farmers & animal owners from Sri Ganganager district were gained under a training organized by RAJUVAS in collaborated milk AATMA project of Agriculture Department. Dr. Neeraj Sharma, Assistant Prof. Department of Veterinary Extension Education took the participants to live animal museum, dairy farm poultry and RAJUVAS museum. Dr. J.P. Kachawa informed about different diseases and their prevention. Dr. Sanjay told about scientific management techniques of poultry Assistant Agriculture officer Sh. Nanuram Sharma accompanied them.

Poultry Training

RAJUVAS along with Central Poultry Development organization Chandigarh organized a Six day "Poultry Training & entre **preneurial** Camp" This was organized in the poultry unit of CVAS, Bikaner RAJUVAS. Organizer of training Prof. Basant Bais told that during Training program topics like – Poultry Nutrition, Management of birds during different seasons, Major diseases in poultry & thin Prevention, Grading & Conservation of eggs, various instruments used in poultry farm and poultry as a business, were covered during the training. Prof. A.P. Singh Director Extinction Education, RAJUVAS gave away certificates to the gainers folder on eggs was also released during this programme. Dr. Vineet Kumar Incharge central poultry Institute Chandigarh & Dr. C.S. Dhaka Incharge poultry farm RAJUVAS hosted the programme in which prof. Anju Chahar, Dr. Dinesh Jain, Dr. Ashok Kumar, Dr. Rajesh Nehra, Dr. Neeraj Sharma, Dr. Sanjay Singh, Dr. Lokesh Tak, etc. delivered lectures.

One technical seminar was organized for the internee students of CVAS, Bikaner on 24th July, 2017 by the Ayurvet Limited, New Delhi. Product Manager of Ayurvet, Dr. Ashish Sachdeva briefed about the activities of the company and elaborated the product range of the herbal formulations of the company. He also highlighted the avenues for the veterinarians in private field.

67 B.V.Sc. & A.H. final year students of Veterinary College, Sardar Krishinagar Dantiwada visited RAJUVAS on 16th July, 2017. They were astonished to see the facilities created for the treatment of livestock and other animals. They appreciated the facilities provided to the students in the campus.

What's New

Electroretinography in RAJUVAS

Department of Veterinary Surgery Radiology, CVAS, Bikaner has been successful in conducting

surgeries by advanced equipments in canines. When Co-PI of DIMSCA Dr. S.K. Jhirwal presented a research paper on canine ophthalmology at a conference in TANUVAS it was not only appreciated but also scientists expressed their desire to see such advanced techniques. PI of centre Dr. P. Bishnoi told that tonometry & electro ratinography are being used for canine surgeries being performed at RAJUVAS.

Animal Sub-Centre opened as Daiyan village

Daiyan the village adopted RAJUVAS has now got a sub centre from Department of Animal Husbandry done to consistent efforts of RAJUVAS for making a pond RAJUVAS has contributed 11.73 lac rupees whereas Zila Parishad sanctioned a sum of 9 Lac rupees. Prof. B.R. Chhipa Hon'ble Vice-Chancellor RAJUVAS sanctioned a training programme for female so that they can be independent financially. He insisted to make people aware of availability of good seeds and samplings at Central Arid Horticulture Institute from here they can buy for sowing. Training camps by RAJUVAS and Ayurveda Department will also be organized in the village. Dean, CVAS, Bikaner informed that a proposal for a road **connactry** Daiyan and Jaimalsar is under consideration. Director Exaction Education Prof. A.P. Singh, Director Research Prof. R. Rao Director clinics, Prof. J.S. Mehta, Administrative secretary to Hon'ble Vice-Chancellor Prof. B.N. Shringi, Director works Er. M. Ram attended the meeting. RAJUVAS hodal officer Dr. Neeraj Sharma presented the progress report of the village.

Activities

Ayurvet Limited introduced its Herbal range to students

During a lecture organized by Ayurvet Limited Dr. Ashish Sachdeva Product Manager Ayurvet acquainted the students, faculty with the range of products of Ayurvet Limited. ADSW Dr. Ashok Dangi discussed the opportunities for veterinary students in private sector. A quiz was also organized during the lecture in which Jorawar Singh, Dinesh Saharan and Taranjeet Singh won prizes During the lecture faculty member in term and post-graduate students were also present. Dr. Praveen Bishnoi, Chief hostel warden gave prizes to the winners & **Suresh janu**, Sales officer Ayurvet Limited gave away vote of thanks.

Hon'ble Vice-Chancellor inspected various Departments of RAJUVAS

Hon'ble Vice-Chancellor, RAJUVAS Prof. B.R. Chhipa accompanied with ex-Vice-Chancellor of Atal Bihari Vajpayee Hindi University Bhopal Prof. M.L. Chhipa inspected different department of RAJUVAS. Prof. Chhipa said the facilities provided here are at par with those being provided for human treatment also he said the research work going on in laboratories is of International level. Prof. Tribhuwan Sharma, Dean CVAS, Bikaner acquainted them with treatment & prevention related advance techniques being used in the Department of Gynecology, Department of Surgery & Radiology and Department of Clinical Medicine, Veterinary Physiology, Animal Nutrition Poultry and Apex centre were other departments they visited. Administrative secretary to VC Prof. B.N. Shringi & Dr. D.S. Meena also accompanied them.

Cadets of 1 Raj. R & V NCC Squadron performed horse riding skills in a programme organized at CVAS, Bikaner RAJUVAS. Hon'ble Vice-Chancellor, RAJUVAS & Chief guest M.L. Chhipa were Present on the occasion. Cadets did tent paging & crossed obstacles while riding a horse under the guidance of Lt. Col. Dr. A.S. Rathore. Dean CVAS, Prof. Tribhuwan Sharma, Director Research Prof. Rakesh Rao, DSW Prof. Sc. Goswami, DEE Prof. R.K. Dhuria, Director PME Prof. R.K. Singh, Administrating Secretary to VC Prof. B.N. Shringi, Dr. R.M. Kachwaha, were present during the function.

Blood Donation Camp

56 NSS and NCC volunteers donated blood in the camp organized at Dungar College, Bikaner on the occasion of Pt. Deen Dayal Upadhayay birth anniversary on 25.09.2017.

Broadcast of PM Modi's Speech at CVAS, Bikaner RAJUVAS

Broadcast of PM Modi's speech for students in RAJUVAS on the occasion of Pt. Deendayal birth century and 125th Anniversary of Swami Vivekanands speech at Chicago. A Large number of students heard PM Modi's speech in ABG conference hall. Addressing from Vigyan Bhawan, New Delhi PM Modi asked the youth to be determined in building a new Nation by 2022

The live telecast of Hon'ble Prime Minister Sh. Narender Modi lecture on the occasion of 100th

birth anniversary of Pt. Deen Dayal Upadhayay 125th anniversary of Chicago convention of Swami Vivekanand's lecture was held by the RAJUVAS, Bikaner and students taken part very enthusiastically in this live telecast.

Swachhata Pakhwada

Swachhata Pakhwada was held in the RAJUVAS under Swachh Bharat Mission. Hon'ble Vice- Chancellor Prof. B. R. Chhipa also participated in the mega event on 13.09.2017 in cleanliness drive held in the TVCC at Bikaner. Various activities were held during this period like awareness rally, visit to slums and dispensary, cleanliness programmes in the campus, elocution competition for students, cleanest hostel room contest etc are some of them.

Gosthie was Organized by RAJUVAS on the Topic of "China Trade"

A one day gosthie was organized by RAJUVAS on the topic of "China Trade: A threat for National Security". Prant Pracharak of RSS Jodhpur Sh. Chandershekhar was the chief speaker on this occasion. He elaborated the various facts and treats of China products and motivated the students and staff members to boycott Chinese products and to promote Indian market.

Memorandum of Understanding

MOU Signed Between NRCC & RAJUVAS

The MOU was signed between NRCC & RAJUVAS for three years which was extended by signing the consent letter by Hon'ble VC RAJUVAS Prof. B.R. Chhipa and NRCC Director Dr. N.V. Patil on the occasion. Prof. B.R. Chhipa said that this will not only improve production and management but also will speed up research work in this field also camel owners will be highly benefitted. Dr. N.V. Patil referred this to be a moment of proud to be working with RAJUVAS and said that with all the welfare works entire society has benefitted Dean, CVAS, Bikaner described the accomplishments of last three years. Dean & Directors of RAJUVAS and scientists from NRCC were present on this occasion.

Dignitaries Visit

Dr. Hema Tripathi, Principal Scientist, CIRB, Hisar addressed during her visit to CVAS, Bikaner campus RAJUVAS. She gave a lecture on Role of Extension Education so as to increase animal productivity. She said it is through extension that animal owners should be made aware of the importance of animal health & management techniques. Its high time when the different units of extension should co-ordinate & go hand in hand. A large number of students along with faculty members were present during her lecture.

New Administrative Appointments

As per directions of Hon'ble VC Prof. B.R. Chhipa, Prof. A.P. Singh will take over as Director Extension Education. He will replace Prof. R.K. Dhuria who will continue as Principal Investigator of Livestock Feed Resource Management and Technology Centre (LFMRTC).

An invited lecture on the role of extension information system to increase animal production was given by Principal Scientist, CIRB, Hisar and prestigious ICAR K.C. Subramanyam Best Teacher awardee Dr. Hema Tripathi. She emphasised the importance of modern information system to make the livestock owners aware about the latest technologies related to livestock health and management.

A lecture on the topic Healthy human from indigenous medicine technique was held on 12.09.2017 in the seminar hall of AGB, Department. The chief speaker was Sh. Sriniwas Murti, National coordinator of Diabetes Free India- Arogya Bharti. He emphasised on the role of yoga in modern life and to adopt ancient medicinal techniques in day to day life for a healthy life.

PGIVER

ACTIVITIES

MGMG Team Visits of PGIVER, Jaipur

Different teams of PGIVER, Jaipur formed under Mera Gaon Mera Gaurav (MGMG) Scheme visited selected villages with their respective team members and conducted various activities. The teams acquainted the farmers about disease control with regular vaccination, seasonal diseases, timely disease diagnosis for reducing disease burden in animals, health improvement and production, balance feed and its importance in reducing cases of infertility, anestrous, repeat breeding etc. through gosthis, demonstrations, literatures, mobile phones etc. They also gave information to farmers about adulteration of milk, their harmful

effects and methods of detection of adulterants in milk.

Mass Plantation Programmes at PGIVER, Jaipur

Mass Plantation Programmes were organised on 09.08.2017 and 15.08.2017 in PGIVER, Jaipur in which more than 1500 plants were planted. All faculty members, staff and students participated in these programmes.

Visit of PGIVER, Jaipur by representative of Veterinary Council of India (VCI), New Delhi

Dr. C.K. Singh, representative of Veterinary Council of India (VCI), New Delhi visited PGIVER, Jaipur on 31.08.2017. He visited different departments and units of the institute and assessed various facilities available with them. He also interacted with the faculty members where Prof. (Dr.) Vishnu Sharma, Dean, PGIVER gave a brief presentation to acquaint him about the available resources, the working pattern and achievements of the institute. Prof. (Dr.) Tribhuwan Sharma, Dean & Faculty Chairman was also present during the visit.

Live webcast of the Hon'ble Prime Minister's address at PGIVER, Jaipur

Arrangements were made at PGIVER, Jaipur for watching the live webcast of the Hon'ble Prime Minister's address to the nation on the theme **"Young India, New India- A Resurgent Nation: from Sankalp to Sidhhi"** on 11th September 2017 on the occasion of 100th Birth Anniversary of Pt. Deendayal Upadhyaya and 125th years of Swami Vivekanand's Address at Chicago. Faculty members and students actively participated in this event.

Meeting of Anti-ragging Committee of PGIVER, Jaipur

Meeting of Anti-ragging Committee of PGIVER, Jaipur was organised on 26th September, 2017. Prof. (Dr.) Vishnu Sharma, Dean, PGIVER, Jaipur and Chairman of the Committee, Dr. Y.P. Singh, ADSW, faculty members along with Representatives of NGOs, Police Administrations, Press & Media and students of the institute participated in this meeting and discussed various steps to control ragging in the campus like constitution of anti-ragging squads, student counseling, installation of CCTV cameras in the institute etc.

DIGNITARIES VISITS

Visit of PGIVER, Jaipur by Prof. (Dr.) B.R. Chhipa, Hon'ble Vice-Chancellor, RAJUVAS

Prof. (Dr.) B.R. Chhipa, Hon'ble Vice-Chancellor, RAJUVAS visited PGIVER, Jaipur on 3rd, 20th and 28th July, 2017. Prof. (Dr.) Vishnu Sharma, Dean, PGIVER, Jaipur welcomed and detailed him about the various activities and achievements of the institute. Hon'ble Vice-Chancellor visited different departments and units of the institute and get acquainted with the available facilities. He praised the efforts of the institute and gave some suggestions for its improvement. He also interacted with the faculty members and students during his visits.

Visit of Shri Prabhu Lal Saini, Hon'ble Minister, Agriculture and Animal Husbandry at PGIVER, Jaipur

Shri Prabhu Lal Saini, Hon'ble Minister, Agriculture and Animal Husbandry and Shri Ajitabh Sharma, Secretary, Department of Animal Husbandry visited PGIVER, Jaipur on 13th July, 2017. Hon'ble Minister visited different departments and units of the institute and get

acquainted with the available facilities. He praised with the development and achievement of the institute within very short span of time. He also interacted with the faculty members and the students and assured all help from the government for the overall development of the institute. Prof. (Dr.) Vishnu Sharma, Dean, PGIVER, Jaipur detailed him about the various activities and achievements of the institute.

CELEBRATIONS

"World Zoonosis Day" Celebration at PGIVER, Jaipur

PGIVER, Jaipur celebrated World Zoonosis Day on 6th July, 2017. On this occasion technical seminar and awareness programme for livestock owners were organized. Dr. D.S. Meena and Dr.

Vikas Galav gave presentations about various zoonotic diseases, their treatment and prevention to create awareness among the participants. The programme was presided over by Prof. (Dr.) Vishnu Sharma, Dean, PGIVER, Jaipur.

"71st Independence Day Celebration" at PGIVER, Jaipur

"71st Independence Day Celebration" was organized on 15.08.2017 at PGIVER, Jaipur. Prof. (Dr.) Vishnu Sharma, Dean, PGIVER, Jaipur hoisted the national flag and addressed the August gathering. Patriotic songs were presented by the students. Winners of International Yoga Day competitions were felicitated on this occasion. A large number of teaching and non-teaching staffs and students participated in this celebration.

"Swatchhta Pakhwara" Celebration at PGIVER, Jaipur

"Swatchhta Pakhwara" was celebrated from 1st -15th September, 2017 at PGIVER, Jaipur.

Different programmes viz. cleanliness drive in different parts of the Main Building, VCC, LFC and in the neighbouring Kust Ahsram, Inspection of different departments and sections for cleanliness, Awareness programme on cleanliness in the nearby villages etc. and Essay and Elocution Competitions for students were organized during this period. Dr. Y.P. Singh, ADSW Coordinated this programme.

MOMENT OF PRIDE

- Advanced Milk Testing Laboratory, PGIVER, Jaipur was felicitated for Best Off Campus Unit of University (Project) on the occasion of Independence Day at RAJUVAS, Bikaner. Prof. (Dr.) Sanjita Sharma, PI of the Project received the award.
- PGIVER, Jaipur was facilitated for its Excellent Administrative Management on the occasion of Independence Day at RAJUVAS, Bikaner. Prof. (Dr.) Sanjita Sharma, HOD, LPM received the award on behalf of Dean, PGIVER, Jaipur.
- Students of PGIVER, Jaipur won one gold (Manoj Kumar), two silver (Dashrath Khemeda & Brajendra Kumar Jat) and two bronze medals (Manoj Kumar & Mayank Sharma) in 23rd National Kick Boxing Championship organized by Indian Association of Kick Boxing Organizations from 22-25 September, 2017 at Sunam (District Sangrur) of Punjab. Prof. (Dr.) Vishnu Sharma, Dean, PGIVER, Jaipur congratulated the students on their achievement and praised the work of Dr. Y.P. Singh, ADSW, Dr. Navav Singh, Incharge, Games & Sports and Dr. Santosh Kumar Rao, Trainer.

TRAININGS ORGANIZED

Refresher Training programme of two days duration (26-27 September, 2017) was organized

in which 32 Dairy Secretaries and technicians were given training under RKVY Project "Capacity Building for Detection of Newer synthetic ingredients, highly pathogenic microbial presence, drug and pesticides residues, Pollutants etc. by establishing high end milk quality testing research laboratory at Jaipur". Prof. (Dr.) Sanjita Sharma, Head, Department of Livestock Production Management and PI of the project coordinated this training programme.

PARTICIPATION IN PROFESSIONAL ACTIVITIES

- Dr. Prakash Chandra Sharma, Assistant Professor, Department of Animal Genetics and Breeding attended 15th Annual Review Meeting of Network Project on Buffalo Improvement on 21st – 22nd July, 2017 at ICAR Research Complex Patna.
- Prof. (Dr.) Vishnu Sharma, Dean, PGIVER, Jaipur and Dr. D.S. Meena, Associate Professor & Head, Department of Veterinary Medicine attended meeting at VCI, New Delhi on 25th July, 2017.
- Dr. Rashmi Singh, Assistant Professor, Department of Veterinary Medicine attended 21 days CAFT training programme on "Advanced imaging and interventional protocols in disease diagnosis and management in farm and pet animal practice" from 04-24 July, 2017 at Madras Veterinary College, TANUVAS, Chennai (Tamil Nadu).
- Dr. Y.P. Singh, Assistant Professor & In-charge, Department of Veterinary Anatomy delivered lectures on topic 'Caesarean Section in small animal (Surgical Procedure)' in 3 Day Small Animal Training Programme conducted by RSLMTI, Jaipur for Veterinary Officers and Senior Veterinary Officers of Department of Animal Husbandry, Government of Rajasthan on 13th & 16th September, 2017.
- Dr. Vikas Galav, Assistant Professor, Department of Veterinary Pathology and Dr. Monika Karnani, Assistant Professor, Department of Animal Nutrition attended 21 days summer school training programme on "Selection for Stress and Welfare: Concepts and Strategies for Addressing Current Challenges in Poultry Production" organized by ICAR-CARI, Izatnagar, Bareilly from 06-26 September, 2017.
- Dr. Anurag Pandey, Assistant Professor & Incharge, Department of Livestock Products Technology attended 21 days winter school training programme on "New Edge Technologies in Livestock Products Processing, Preservation and Quality Control" organized by GADVASU, Ludhiana from 5 -25 September, 2017.
- Dr. Vikas Galav, Assistant Professor, Department of Veterinary Pathology delivered two lead papers in one day symposium on "Regulation and Management of Laboratory Animal Research" on 2nd September, 2017 at IIS University, Jaipur.

STUDENTS ACTIVITIES

Participation of Students of PGIVER, Jaipur in "Dishayen" programme of Doordarshan Kendra, Jaipur

20 students of PGIVER, Jaipur alongwith Dr. S.K. Rewani, Assistant Professor & Incharge, Department of Veterinary & Animal Husbandry Extension Education and Dr. Rajesh Kumar, Teaching Associate, Department of Animal Nutrition participated in "Dishayen" programme of Doordarshan Kendra, Jaipur on 25th July, 2017.

Visit of PGIVER, Jaipur by the students from Veterinary College, S.K. Nagar, Dantiwada

Educational Tour of students from Veterinary College, S.K. Nagar, Dantiwada (Gujarat) visited PGIVER, Jaipur on 23rd July, 2017. They visited different departments and units of the institute and get acquainted with the available facilities. Dr. S.K. Rewani, Assistant Professor & Incharge, Department of Veterinary & Animal Husbandry Extension Education facilitated campus visit of the students.

WHAT'S NEW

- Dr. Rohitash Dadhich joined as Associate Professor & HOD, Department of Veterinary Pathology, PGIVER, Jaipur on 14th August, 2017.
- Dr. Prakash Chandra Sharma joined as Assistant Professor in the Department of Animal Genetics and Breeding on 15th July, 2017.

PUBLICATIONS

- One popular article entitled *"Care and Management of Livestock during Flood"* by Virendra Singh, S. K. Rewani, Sajad Ahmed Wani and G.R. Saini (2017) was Published in *Indian Farmer*, **4** (8): 638-640.
- Research paper entitled "Effect of feeding gram straw based complete rations in diverse physical forms on the rate of passage of digesta and retention time in the rumen of goats" by Anita, Vishnu Sharma, Sanjita Sharma, Monika Karnani and Manish Kumawat was published in *Ruminant Science*, **5** (2): 201-203.
- One popular article entitled *"Lighting: An important aspect of poultry management"* by Navav Singh, Geetesh Mishra and Satendra Kumar Yadav was Published in *Poultry World Magazine* in September issue.

CVAS, Navania

Organization of *'Plantation Programme'* at NCC Unit, CVAS, Navania

1. With a view to make college campus clean and green, a major plantation drive was initiated on July 21, 2017 with great fervour by the NCC cadets and faculty members of the college at NCC unit (2 RAJ R&V Regiment) CVAS, Navania. The **plantation programme,** organised by the NCC unit, was inaugurated by the Dean CVAS, Navania **Prof. (Dr.) C.S. Vaishnava** by planting a *Banyan* sapling. Then the Commanding Officer, NCC Col. Basant Ballewar along with the unit members, NCC cadets and faculty members of the college planted 125 saplings of different varieties i.e. *Indian black plum, Guava, Papaya, Pomegranate, Mango, Lemon, Ashoka, Bottle palm,* etc. Under this programme, an oath was given by Incharge NCC, **Dr. Sunil Arora** to the students, faculty members of the college to plant more

trees to protect the environment and spread this message to their society.

Organization of *'Educational Tour'* of Final Year B.V.Sc. & A.H. Students

2. An educational tour was conducted for final year B.V.Sc. & A.H. students from 20.09.17 to 29.09.17. The accompanying faculty members were **Dr. Bincy Joseph** and **Dr. Goverdhan Singh**. The students visited the reputed institutions and centres of Veterinary importance in North India. The dean of the college Professor **(Dr.) C.S. Vaishnava** and ADSW **Dr. S.S. Shekhawat** addressed the group and flagged off the tour bus. The renowned scientists of the respective institutions delivered lectures and updated the knowledge of students pertaining to Veterinary and Animal Science including wildlife.

Organization of *'Blood Donation Camp'* at CVAS, Navania

3. **A 'blood donation camp'** was organised at CVAS, Navania campus on 26.09.17 to mark the birth anniversary of Pt. Deendayal Upadhyaya. The camp was organised in collaboration with the Blood Bank Unit, RNT Medical College, Udaipur in which total 58 units of blood was donated by students and faculty members.

A. Celebrations at CVAS, Navania

Celebration of *'World Snake Day'* at CVAS, Navania

4. **'World Snake Day'** was celebrated on 16th July, 2017 at CVAS, Navania. The Dean CVAS, Navania, **Prof. (Dr.) C.S. Vaishnava** along with ADSW, **Dr. S.S. Shekhawat** released a folder titled ***"Snakes of Rajasthan"*** which was prepared by Prof. A.K. Kataria, PI-Centre for Studies on Wildlife Management and Health, RAJUVAS, Bikaner. On this day, wildlife experts Dr. Himanshu Vyas, Mrs. Raj Laxmi Joshi and Shri Chaman Singh delivered lectures on 'Identification of Venomous and Non-venomous Snakes and its Management'. **Prof. Aruna Parihar** felicitated the experts by memento and certificates. Faculty members, non-teaching staff, 2 RAJ R&V NCC unit staff and students were present in good number. Dr. S.S. Shekhawat extended the vote of thanks. The whole programme was organized by **Dr. Hemant Joshi**, Co-PI, Centre for Studies on Wildlife Management and Health, RAJUVAS, Bikaner.

Celebration of 'Swachhta Pakhwada' at CVAS, Navania

5. **'Swachhta Pakhwada'** was celebrated successfully during 01-15 August, 2017 at CVAS, Navania by NSS unit in collaboration with Dept. of Extension Education. The cleanliness fortnight celebration was inaugurated by **Dr. C.S. Vaishnava**, Dean, during which, the Swachhta pledge was administered to all staff and students. Under the programme, various activities were undertaken i.e. awareness programmes on cleanliness and sanitation to public and school children's, cleanliness drives in adopted villages of the institute, distribution of literatures on cleanliness, cleaning the premises of campus, slogan writing, quiz and debate competition on cleanliness for students, Besides of these activities, a mass rally was organised to spread the awareness of cleanliness in Ranchhorpura village with the college students and school children under the leaderships of **Dr. Deepak Sharma, Dr. Barkha Gupta, Dr. Tikam Goyal, Dr. Umesh Suradkar** and **Dr. Goverdhan Singh.**

Celebration of *'71st independence Day'* at CVAS, Navania

6. **'71th Independence Day'** was celebrated in CVAS, Navania, LRS Chittorgarh and LRS, Dug, Jhalawar. **Prof. (Dr.) C.S. Vaishnava,** Dean CVAS, Navania hoisted the tricolour national flag and paid homage to the freedom fighters. He addressed the gathering and recited the importance of the day which was followed by the cultural programme performed by the students enthusiastically. On this occasion, Placement cell released its information brochure at the hands of Dean **Dr. C.S. Vaishnava** and Academic Coordinator **Dr. S. K. Sharma**, wherein Convener Placement cell **Dr. Balwant Meshram,** ADSW **Dr. S.S. Shekhawat**, Member secretary **Dr. Dinesh Chavhan** and student representatives were present further on the '71st Independence

Day' celebration at RAJUVAS, Bikaner following faculty members of CVAS, Navania were felicitated by **Prof. (Dr.) B.R. Chhipa,** Hon'ble Vice-chancellor, RAJUVAS for their outstanding contributions and achievements i.e. **Dr. Barkha Gupta,** Asstt. Professor, Dept. of Vety. Biochemistry for directing a short film 'The last Crossing' for public awareness, **Dr. Deepak Sharma**, Asstt. Professor, Dept. of Vety. Microbiology for winning project (Biogas) and establishment of Ajola unit and **Dr. Tikam Goyal**, Asstt. Professor & Incharge, Dept. of Vety. & A.H. Extension Education for coordinating the 'MGMG programme and Swatchh Bharat Abhiyan' efficiently and documenting progress reports of various units of South campus of RAJUVAS.

Celebration of 'Cleanliness Fortnight' at CVAS, Navania

7. **'Swachhta Pakhwada'** was celebrated successfully during 01-15 September, 2017 at CVAS, Navania by NSS unit in collaboration with Deptt. of Extension Education. The cleanliness fortnight celebration was inaugurated by **Dr. C.S. Vaishnava**, Dean, during which, the Swachhta pledge was administered to all staff and students. Under the programme, various activities were undertaken i.e. awareness programmes on cleanliness and sanitation to public and school children's, cleanliness drives in adopted villages of the institute, distribution of literatures on cleanliness, cleaning the premises of campus, slogan writing, essay competition on cleanliness for students. Besides this, a cleanliness contest was organised in the boys and girls hostels to judge **'how clean and hygienic rooms they are keeping'** in the hostels. A provision to award best two students was made for the best performers. A mass rally was also organised to spread the awareness of cleanliness in Ranchhorpura village with the college students and school children under the leaderships of **Dr. S.S. Shekhawat, Dr. Hemant Joshi, Dr. Tikam Goyal, Dr. Umesh Suradkar** and **Dr. Goverdhan Singh**. In continuation to the similar programme **"Swachhta Hi Sewa (SHS) Abhiyan"** was implanted in and around the campus from 15.09.17 to 02.10.17.

B. Visits of Dignitaries at CVAS, Navania

Visit of MLA-Vallabhnagar at CVAS, Navania

8. **Sh. Randhir Singh Bhinder**, MLA-Vallabhnagar tehsil of Udaipur district along with Dean CVAS, Navania **Prof. (Dr.) C.S. Vaishnava** visited college and its various functional units i.e. Gir cattle, Surti buffalo, Sonadi sheep, Sirohi goat, poultry unit and ornamental fish culture units of the LRS and TVCC of CVAS, Navania Livestock Research Station on 27th July, 2017. He appreciated the works going on in the campus and also congratulated to **Dr. C.S. Vaishnava** for taking over the charge of Dean of the college.

VCI Team Inspection at CVAS, Navania

9. **Veterinary Council of India (VCI)** team inspected the College of Veterinary and Animal Science, Navania with regard to adequacy of standards of veterinary education for B.V.Sc. & A.H. programme on 04 to 05 September 2017. **Prof. H.M. Sharma** was convener and **Prof. U.S. Chahal** and **Prof. Sanjay Kumar** were members of the inspection team. Team members inspected the facilities in each department of the college, boys and girls hostel, VCC, LFC and different projects of LRS. Members also interacted with staff members and students. **Prof. Tribhuwan Sharma**, Dean and faculty chairmen, RAJUVAS, **Prof. (Dr.) C.S. Vaishnava**, Dean CVAS, Navania, **Dr. S.K. Sharma** (Accad. Coordinator), **Dr. S.S. Shekhawat** (ADSW), **Dr. Umesh Suradkar** (Boys hostel warden), **Dr. Aruna Parihar** (Girls hostel warden), **Dr. Balwant Meshram** (Incharge, establishment) **Dr. Sunil Arora** (NSS programme officer) and other faculty members provided necessary information and cooperation to VCI team members for smooth conduct of VCI inspection.

C. Others Visitors at CVAS, Navania and LRS, Vallabhnagar

Research Scholars Visited Deptt. of Vety. Microbiology and Vety. Parasitology

10. A contingent of 22 research scholars (as trainees) from MLSU attended one day training programme on various molecular biology techniques and techniques on entomology on 16 September, 2017 in the

Department of Vety. Microbiology and Vety. Parasitology.

Research Scientists Visit at CVAS, Navania and LRS, Vallabhnagar

11. Total 23 scientists from 14 different SAUs visited the college campus including farms on 25.09.17. These scientists were trainee participants of 21 days CAFT training on "Organic Productions Management: Approaches and Practices" organised by at DOR-MPUAT, Udaipur. **Dr. C.S. Vaishnava,** Dean, CVAS, Navania addressed the trainees and acquainted them with ongoing activities and projects at CVAS, Navania.

Farmers' Visits at CVAS, Navania and LRS, Vallabhnagar

12. A total number of 699 tribal farm women and livestock owners from different villages of Udaipur district visited the Gir cattle, Surti buffalo, Sonadi sheep, Sirohi goat, poultry units of the LRS and VCC of CVAS, Navania during this period in collaboration with **'ICICI RSETI,** Udaipur. The visit was supervised by **Dr. M.L. Gurjar, DR. M.C. Sharma** and **Dr. M.K. Acharya**.

D. Student's Union Election-2017

Conduction of Student's Union Election-2017 at CVAS, Navania

13. **Student's Union Election - 2017** for the different posts of CSU (Central Student's Union) and VSA (Veterinary Student's Association) was held peacefully.

Oath ceremony of Student's Union Election-2017 at CVAS, Navania

14. **Oath taking ceremony** of the office bearers and executive members of the **VETERINARY STUDENTS' ASSOCIATION-2017** was held on September 04, 2017. Vice-president - Mr. Dharampal, General Secretary - Mr. Himmat Singh, Games Secretary - Mr. Sachin Patidar, Joint Secretary cum Treasurer - Mr. Manish Kumar, Mr. Pawan Kumar Jat and Mr. Suresh Gurjar - Class representative (1st Year AHDP) have been elected unopposed for VSA. The oath taking ceremony was conducted for the elected students in the presence of Dean and Returning Officer Prof. **(Dr.) C.S. Vaishnava** immediately after announcement of the results.

E. Participation of CVAS, Navania

Participation of CVAS, Navania in the Animal Fair at Mavli, Udaipur

15. The institute participated in the Animal Fair held at Mavli on 15-16 September 2017 and put up a stall depicting the various activities and facilities available at CVAS, Navania for the benefit of animal keepers of the surrounding areas. The display includes charts, posters, graphs, models, specimens, mock-ups and the live animals. The deptt. of Animal Husbandry, Govt. of Rajasthan appreciated and recognised the services of this institute. The chairperson, RLDB had special appreciation and awarded a certificate. **Dr. Tikam Goyal**, Asstt. Professor & Incharge, Deptt. of Vety. Extension planned, monitored and supervised the entire activity.

Participation of Faculty Members of CVAS, Navania

16. **Dr. Surendra Singh Shekhawat,** Asstt. Professor, Deptt. of Vety. Public Health & Epidemiology, **Dr. Sunil Arora**, Asstt. Professor, Deptt. of Vety. Physiology & Biochemistry and **Dr. Hemant Joshi**, Asstt. Professor, Dept. of Vety. Anatomy participated in Summer School on "Employment Generation through Skill Oriented Agriculture Entrepreneurship Development among Rural Youth" held at CTAE, MPUAT, Udaipur from 31 July-20 August, 2017.
17. **Dr. Mukesh Chand Parashar**, Asstt. Professor & Incharge, Deptt. of Veterinary Surgery and Radiology participated in 'CAFT training on "Addressing Challenges in Veterinary Surgery and Anaesthesia" held at GADVASU, Ludhiana from 30 Aug.-19 Sept., 2017.
18. **Dr. Umesh Suradkar**, Asstt. Professor, Deptt. of LPT participated in 'Winter School on "New Edge Technologies in Livestock Products Processing, Preservation and Quality Control" held at GADVASU, Ludhiana from 05-25 Sept., 2017.
19. **Dr. Kavita Shende** and **Dr. Manju,** Asstt. Professors, Deptt. of Animal Nutrition participated in 'CAFT training on "Advances in Animal Nutrition to Improve Livestock

Productivity" held at ICAR-IVRI, Izzatnagar from September 06-26, 2017.

20. **Dr. Shiv Kumar Sharma,** Assoc. Professor & Head and **Dr. Monika Joshi,** Asstt. Professor, Deptt. of Animal Nutrition participated in 'CAFT training on "Organic Productions Management: Approaches and Practices" held at MPUAT, Udaipur from 11 Sept.-01 Oct., 2017.
21. A radio talk was broadcast (live) by **Dr. N.K. Punjabi**, Professor (Retd.), Deptt. of Vety. Extension, CVAS, Navania from AIR, Udaipur on 'Front-line demonstrations: Effective means of technology transfer on September 13, 2017 at 2:15 pm and **Dr. C.S. Vaishnava,** Professor & Dean, CVAS, Navania broadcast (live) from AIR, Udaipur on 'Balance Ration for Animals' on September 20, 2017 at 2:15 pm.

F. Miscellaneous or other activities at CVAS, Navania

22. **'M-RAJUVAS'** a project of CVAS, Navania, Udaipur was sanctioned by RAJUVAS, Bikaner on 11th July, 2017. Dr. Barkha Gupta was nominated as Principal Investigator (PI) of the project. This project will enable a mobile android educational application for veterinary and animal sciences and kiosk information system for livestock owners.
23. **Dr. C.S. Vaishnava,** Prof. & Head, Deptt. of Animal Nutrition taken over the charge of Dean, CVAS, Navania, Vallabhnagar, Udaipur on 12th July, 2017 from Prof. (Dr.) R.K. Nagda, Deptt. of Animal Genetics and Breeding. Prof. (Dr.) C.S. Vaishnava addressed the faculty highlighting his vision about the college.
24. **Dr. P.C. Sharma**, Asstt. Professor & Incharge, Deptt. of Animal Genetics and Breeding and Principal Investigators (PIs) of National Project on Buffalo Improvement (NPBI) for Surti buffalo and Mega Sheep Seed Project (MSSP) for Sonadi sheep and **Dr. Rohitash Dadhich**, Assoc. Professor & Head, Deptt. of Vety. Pathology got transferred from the CVAS, Navania to PGIVER, Jaipur on 13th July and 10th August, 2017 respectively.
25. On 04 August, 2017, 500 semen doses of improved and indigenous breeding bulls of *Tharparkar* breed of cattle were transferred to 'Vrindavan Farm', Pune, Maharashtra for the purpose of augmentation of indigenous cattle breeds.
26. 1000 semen doses of *Marwari* horse were brought from National Research Centre on Equines (NRCE) on 16.09.17 for Artificial Insemination (A.I.) to be done at this centre for improvement of breed in the surrounding area.
27. **AHDP I & II Year Annual Examinations-2017** both theory and practicals were conducted successfully under the supervision faculty members of CVAS, Navania. The centres covered were – Navania, Udaipur, Kherwada, Dungarpur, Nathdwara, Bundi, Kota, Baran, Dug, Bojunda and Jhalawar from 18 September-07 October, 2017. The Zonal Coordinator was **Dr. C.S. Vaishnava**.

RKVY

Two off campus Trainings on **'Management of Different Species of Animals during Rainy Seasons'** in the current perspective was organized by live animal biodiversity museum (RKVY 15) in Jaimalsar and Mandal village on 03.08.2017 and 10.08.2017 respectively. In the camp, total 105 farmers participated. Dr. C.S. Dhaka, Dr. Sanjay Singh, Dr. Lokesh Tak, Dr. J.P. Kachhawah, Dr. Neeraj Kumar gave detailed information about the scientific management, breeding, feeding and treatment of various diseases of animals during rainy seasons. Further mineral mixture was distributed to farmers. Prof. Basant Bais, P.I. of project organized this training.

A Six Days on campus training on **'Different Dimensions of Poultry Management'** training was conducted by live animal biodiversity museum (rkvy-15) in collaboration with Central Poultry Development Organization Chandigarh on 04-09 September 2017. P.I. of the project Prof. Basant Bais, Poultry Incharge Dr. C.S. Dhaka, Co- P.I. Dr. Ashok Kumar, Project Associate Dr. Sanjay Singh, Teaching Associate Dr. Lokesh Tak deliverd lectures on different aspects of poultry management. Certificates were given to the participants.

03.08.2017	विभिन्न पशु प्रजातियों का वर्षा ऋतु में उचित प्रबंधन एवं देखभाल	Off Campus, Jaimalsar	50
10.08.2017	विभिन्न पशु प्रजातियों का वर्षा ऋतु में उचित प्रबंधन एवं देखभाल	Off Campus, Mandal	55
04 -09.17 to 09.09.2017	कुक्कुट प्रबंधन के विभिन्न आयाम	On Campus, Poultry farm	30

CVAS Bikaner

Events held in the month of July to September 2017

1. One technical seminar was organized for the internee students of CVAS, Bikaner on 24th July, 2017 by the Ayurvet Limited, New Delhi. Product Manager of Ayurvet, Dr. Ashish Sachdeva briefed about the activities of the company and elaborated the product range of the herbal formulations of the company. He also highlighted the avenues for the veterinarians in privat field.
2. 67 B.V.Sc. & A.H. final year students of Veterinary College, Sardar Krishinagar Dantiwada visited RAJUVAS on 16th July, 2017. They were astonished to see the facilities created for the treatment of livestock and other animals. They appreciated the facilities provided to the students in the campus.
3. 75th Anniversary of "Quit India Movement" was celebrated with full enthusiasm by the students and faculty members of RAJUVAS. They take an oath also on this occasion as advised by Hon'ble Prime Minister Sh. Narendra Modi Ji. Hon'ble Vice Chancellor Prof. B. R. Chhipa motivated all to take part in the formation of new India upto 2022.
4. Student Election was held on 28th August, 2017. 83 % voter casted their votes in favour of one of the two candidates of president post and two candidates of Joint Secretary post. Elections were held in peaceful manner.
5. A one day gosthie was organized by RAJUVAS on the topic of "China Trade: A threat for National Security". Prant Pracharak of RSS Jodhpur Sh. Chandershekhar was the chief speaker on this occasion. He elaborated the various facts and treats of China products and motivated the students and staff members to boycott Chinese products and to promote Indian market.
6. An invited lecture on the role of extension information system in the increase of animal production was given by Principal Scientist, CIRB, Hisar and prestigious ICAR K.C. Subramanyam Best Teacher awardee Dr. Hema Tripathi. She emphasised the importance of modern information system to make aware the livestock owners about the latest technologies related to livestock health and management.
7. An orientation programme for the newly admitted students of B. V. Sc. & A.H. course batch 2017-18 was organized on 01.09.2017. Students and parents of were made aware about the history of the college and other related information. The details of curriculum, sports, NCC and NSS activities were told to the new students by the respective in charges. A tour of college was arranged for them to give information about the various departments and others facilities of the college.
8. The live telecast of Hon'ble Prime Minister Sh. Narender Modi lecture on the occasion of 100th birth anniversary of Pt. Deen Dayal Upadhayay 125th anniversary of Chicago convention of Swami Vivekanand's lecture was held by the RAJUVAS, Bikaner and students taken part very enthusiastically in this live telecast.
9. A lecture on the topic Healthy human from indigenous medicine technique was held on 12.09.2017 in the seminar hall of AGB, Department. The chief speaker was Sh. Sriniwas Murti, National coordinator of Diabetes Free India- Arogya Bharti. He emphasised the role of yoga in modern life and to adopt ancient medicinal techniques in day to day life for a healthy life.
10. SwachhataPakhwada was held in the RAJUVAS under Swachh Bharat Mission. Hon'ble Vice- Chancellor Prof. B. R. Chhipa also participated in the mega event on 13.09.2017 in cleanliness drive held in the TVCC at Bikaner. Various activities were held during this period like awareness rally, visit to slum and dispensary, cleanliness programmes in the campus, elocution competition for students, cleanest hostel room contest etc.
11. 56 NSS and NCC volunteers donated blood in the camp organized at Dungar College, Bikaner on the occasion of Pt. Deen Dayal Upadhayay birth anniversary on 25.09.2017.

संक्षिप्त इतिहास

राजस्थान पशुचिकित्सा और पशु विज्ञान विश्वविद्यालय, बीकानेर राजस्थान पशुचिकित्सा और पशु विज्ञान विश्वविद्यालय अधिनियम 2010 की धारा 1 उपखण्ड (3) के अन्तर्गत नवस्थापित विश्वविद्यालय है। विश्वविद्यालय के कुलाधिपति स्वयं महामहिम राज्यपाल है। इस विश्वविद्यालय की स्थापना दिनांक 13 मई, 2010 को की गई। इस नए विश्वविद्यालय की स्थापना के साथ ही प्रो. ए.के. गहलोत को विश्वविद्यालय का प्रथम कुलपति नियुक्त किया गया। अपनी स्थापना की अल्पावधि में ही विश्वविद्यालय ने प्रबंधन मण्डल, अकादमिक परिषद्, अनुसंधान परिषद् और प्रसार परिषद् आदि संवैधानिक निकायों का गठन किया। इन निकायों के गठन के साथ ही कुलपति ने केन्द्रीय सलाहकार समिति, जनसम्पर्क प्रकोष्ठ और प्लेसमेंट प्रकोष्ठ का गठन किया। साथ ही कुलपति ने अधिष्ठाता स्नातकोत्तर शिक्षा, परीक्षा नियंत्रक, अधिष्ठाता छात्र कल्याण, निदेशक क्लीनिक, निदेशक प्रसार शिक्षा, निदेशक कार्य, निदेशक पी.एम.ई. आदि महत्त्वपूर्ण पदों पर नियुक्तियां की और कुछ अन्य समितियां बनाई गई जिससे विश्वविद्यालय अधिनियम के अनुरूप समस्त कार्यों का क्रियान्वयन किया जा सके।

राजस्थान सरकार द्वारा राजस्थान पशुचिकित्सा और पशुविज्ञान विश्वविद्यालय, बीकानेर की स्थापना का यह कदम इस बात का द्योतक है कि पशुपालन का राज्य की अर्थव्यवस्था में बहुत महत्त्वपूर्ण योगदान है। राज्य के सकल घरेलू उत्पाद में पशुपालन का योगदान समग्र कृषि में 50 प्रतिशत से अधिक है। पशुपालन की ताकत इस बात में है कि इस क्षेत्र की विकास दर (4-6 प्रतिशत) कृषि की तुलना में हमेशा उच्च रही है। इस क्षेत्र में 90 प्रतिशत श्रम महिलाओं द्वारा किया जाता है और राज्य के लगभग 70 प्रतिशत ग्रामीण परिवारों की आय का प्रमुख स्रोत पशुपालन है।

राज्य में पशुचिकित्सा एवं पशु विज्ञान के क्षेत्र में प्रगति हेतु इस विश्वविद्यालय को स्थापित किया गया। विश्वविद्यालय और संबद्ध महाविद्यालयों में पशुचिकित्सा एवं पशु विज्ञान और संबंधित विषयों के बारे में उचित और व्यवस्थित निर्देशन, शिक्षण-प्रशिक्षण, अनुसंधान और प्रसार शिक्षण करवाया जाता है। पशुचिकित्सा एवं पशु विज्ञान उद्योगों और व्यवसाय के साथ एकीकरण की दहलीज पर है, जो कि राष्ट्रीय और अन्तरराष्ट्रीय बाजारों को पोषित करके उत्पादन और बाजार श्रृंखला का मूल्य संवर्धन करती है। छात्रों में स्वावलंबन की शिक्षा जो उसके इच्छित पदस्थापन को सुरक्षित करे और शहरी एवं ग्रामीण समाज की आशाओं को भी शिक्षण, अनुसंधान, प्रसार के गठजोड़ से पूरा किया जा सकता है। राजस्थान सरकार अध्यापन, शिक्षण अनुसंधान और प्रसार के प्रयासों को सुगठित करने में विश्वविद्यालय की हमेशा सहायक रही है और विश्वविद्यालय को वृद्धि उन्मुख और प्रगतिशील बनाने में भी सहयोग करती है। राजस्थान पशुचिकित्सा और पशु विज्ञान विश्वविद्यालय का मुख्यालय पशुचिकित्सा एवं पशु विज्ञान महाविद्यालय, बीकानेर के परिसर में स्थित है। इस विश्वविद्यालय के पुनर्निर्माण और प्रगति की प्रक्रिया सतत् रूप से जारी है तथा अपनी स्थापना की अल्पावधि में ही इस विश्वविद्यालय ने कुलपति के मार्गदर्शन, ऊर्जावान नेतृत्व, सकारात्मक दृष्टिकोण, नए विचार और कुशल प्रशासकीय क्षमता द्वारा उत्तरोत्तर प्रगति की है।

यह विश्वविद्यालय एक भव्य और विरासतकालीन भवन तत्कालीन पशुचिकित्सा एवं पशु विज्ञान महाविद्यालय, बीकानेर (सन् 1954 से) में स्थित है, जिसकी परिसीमा 200 एकड़ भूमि पर फैली हुई है। बिजेय भवन पैलेस एक शानदार लाल पत्थर का महल है जिसकी परिकल्पना प्रसिद्ध वास्तुकार सर स्विटंन जैकब ने की थी एवं महाराजा गंगा सिंह (सन् 1881-1942) ने अपने पुत्र कुँवर बिजेय सिंह के निवास के लिए इसे सन् 1927 में बनवाया था। दो दूसरे भवन, राज्य संग्रहालय जिसे शार्दुल सदन भी कहते हैं तथा राज्य पुस्तकालय का निर्माण भी मुख्य भवन के साथ-साथ करवाया गया था। ये भव्य भवन विशुद्ध राजपूती सामरिक वास्तुकला के उदाहरण हैं। इनमें कई बड़े कक्ष, प्रतीक्षालय, गुम्बज और मण्डप हैं। बाह्य भव्य भवनों में खंभे, नक्काशीदार मशालें, इतालवी स्तंभावली है। स्वतंत्रता के पश्चात राजस्थान सरकार ने राज्य में एक पशुचिकित्सा महाविद्यालय को आरंभ करने के लिए विचार किया तथा गंगा ऐवन्यू पर स्थित इन तीनों स्मारक भवनों को 200 एकड़ भूमि के साथ महाविद्यालय के लिए सौंप दिया।

विश्वविद्यालय अपने तीन प्रमुख अंग—शिक्षा, अनुसंधान और प्रसार निष्पादन के लिए समस्त सुविधाओं से सुसज्जित है। वर्तमान में विश्वविद्यालय के तीन संघटक महाविद्यालय हैं, ये बीकानेर, उदयपुर (नवानियाँ) और जयपुर में स्थित है। राजस्थान देश का पहला राज्य है जहां पशुचिकित्सा शिक्षा के क्षेत्र में जन-निजी सहभागिता का मॉडल अपनाया गया। इसके अन्तर्गत राज्य में 3 निजी वेटरनरी महाविद्यालय इस विश्वविद्यालय से संबद्ध है। राजस्थान की ग्रामीण अर्थव्यवस्था की रीढ़ की हड्डी पशुपालन के लिए पशु स्वास्थ्य सेवाएं प्रदान करने के लिए यह विश्वविद्यालय राजस्थान में लगभग 500 पशुचिकित्सक प्रतिवर्ष तैयार करने में सक्षम है ताकि पशुओं के स्वास्थ्य की उचित देखभाल हो सके।

पशुचिकित्सा एवं पशु विज्ञान महाविद्यालय, बीकानेर की स्थापना सन् 1954 में विरासतकालीन भवन में हुई।

यह भारतीय पशुचिकित्सा परिषद् के अनुरूप महाविद्यालय स्नातक डिग्री (बी.वी.एससी. एण्ड ए.एच.) प्रदान करता है। यह महाविद्यालय 18 विषयों में एम.वी.एससी., 1 विषय में एम.एससी. और 16 विषयों में पीएच.डी. की उपाधि प्रदान करवाता है। विश्वविद्यालय के अन्तर्गत 8 पशुधन अनुसंधान केन्द्र है, जिनमें पशुधन अनुसंधान केन्द्र, बीकानेर, बीछवाल (बीकानेर), कोडमदेसर (बीकानेर), चांदन (जैसलमेर), नोहर (हनुमानगढ़), नवानियाँ, वल्लभनगर (उदयपुर), बोजुन्दा (चित्तौड़गढ) एवं डग (झालावाड़) प्रमुख है। विश्वविद्यालय से संबद्ध एवं संघटक 72 संस्थान 2 वर्षीय पशुपालन डिप्लोमा पाठ्यक्रम करवा रहे है, जिससे प्रतिवर्ष लगभग 3600 पैरावेट प्रशिक्षण की क्षमता हो गयी है। ये संस्थान बीकानेर, अलवर, भरतपुर, चूरू, दौसा, डूँगरपुर, हनुमानगढ़, जयपुर, झुंझुनूं, जोधपुर, करौली, कोटा, बूंदी, श्रीगंगानगर, सीकर, टोंक, झालावाड़, जालौर, जैसलमेर, चित्तौड़गढ़, धौलपुर, बाड़मेर, बारां और उदयपुर आदि जिलों में स्थित है। पशुचिकित्सा एवं पशु विज्ञान महाविद्यालय, बीकानेर के अलावा नए पशुपालन डिप्लोमा संस्थान स्नातकोत्तर पशुचिकित्सा शिक्षा एवं अनुसंधान केन्द्र, जयपुर, पशुधन अनुसंधान केन्द्र, चांदन, पशुधन अनुसंधान केन्द्र, नोहर, पशुचिकित्सा एवं पशु विज्ञान महाविद्यालय, नवानियाँ (उदयपुर) में स्थित है। हाल ही में बोजुन्दा (चित्तौड़गढ़) एवं डग (झालावाड़) जिलों में भी पशुधन अनुसंधान केन्द्रों की स्थापना विश्वविद्यालय द्वारा की गई है। जयपुर स्थित अनुसंधान केन्द्र को स्नातकोत्तर शिक्षा एवं अनुसंधान संस्थान में परिवर्तन कर आठ विषयों में स्नातकोत्तर शिक्षा प्रारंभ कर दी गई है।

3. स्वीकृत-कार्यरत तथा रिक्त पदों का विवरण

3.1 शैक्षणिक पदों की श्रेणीवार स्थिति

पद का नाम	स्वीकृत	कार्यरत	रिक्त
आचार्य	49	18	31
सह-आचार्य	100 (3 आई.सी.ए.आर.)	30	70
सहायक आचार्य	190 (1 आई.सी.ए.आर.)	108	82
योग	339	156	183

3.2 अशैक्षणिक पदों की श्रेणीवार स्थिति

	स्वीकृत	कार्यरत	रिक्त
(i) अधिकारी			
कुलपति	1	1	...
अधिष्ठाता	3	–	3
अधिष्ठाता, स्नातकोत्तर शिक्षा	1	–	1
निदेशक	2	–	2
कुलसचिव	1	1	...
वित्तनियंत्रक	1	1	...
परीक्षा नियंत्रक	1	...	1
अतिरिक्त निदेशक	3	...	3
निदेशक कार्य	1	1	...
पुस्तकालयाध्यक्ष	1	...	1
योग	**04**	**3**	**00**
(ii) कनिष्ठ अधिकारी			
उपकुलसचिव	1	...	1
सहायक कुलसचिव	6	3	3
उप वित्तनियंत्रक	1	...	1
सहायक निदेशक	2	...	2
सहायक अभियंता	5	1	4
उप-पुस्तकालयाध्यक्ष	1	1	...
सहायक पुस्तकालयाध्यक्ष	2	...	2
लेखाधिकारी	2	1	1
विधि अधिकारी	1	...	1
कार्यक्रम समन्वयक	4 (1 के.वी.के.)	...	4
विषय विशेषज्ञ	6 (6 के.वी.के.)	...	6
योग	**20**	**5**	**14**
(iii) मंत्रालयिक कर्मचारी (विश्वविद्यालय की सभी इकाइयों)	156 (3 आई.सी.ए.आर.) (4 के.वी.के.)	45	111
(iv) अन्य शिक्षक एवं तकनीकी कर्मचारी (विभाग, प्रयोगशाला, फार्म एवं विभिन्न अनुसंधान केन्द्र)	206 (6 आई.सी.ए.आर.) (4 के.वी.के.)	54	152
(v) चतुर्थ श्रेणी कर्मचारी	405 (76 जॉब बेसिस) (1 के.वी.के.)	203	202
योग (i)+(ii)+(iii)+(iv)+(v)	**702**	**2 1**	**4 0**
महायोग (शैक्षणिक एवं अशैक्षणिक)	**0041**	**357**	**573**

*आई.सी.ए.आर. (13 पद) **के.वी.के. (16 पद) ***जॉब बेसिस (80 पद)

3.3 निजी सचिव एवं मंत्रालयिक पदों की श्रेणीवार स्थिति

क्र.सं.	पद का नाम	स्वीकृत पद	कार्यरत	रिक्त
1.	निजी सचिव	1	1	...
2.	सीनियर निजी सहायक	5	2	3
3.	निजी सहायक	6	1	5
4.	शीघ्रलिपिक	6 (**1 के.वी.के.)	1	5
5.	अनुभाग अधिकारी	6	2	4
6.	सहायक लेखाधिकारी	3	3	...
7.	लेखाकार	7	7	...
8.	सहायक लेखाकार	1	...	1
9.	सहायक अनुभाग अधिकारी	7 (**1 के.वी.के.)	6	1
10.	वरिष्ठ लिपिक	19	10	9
11.	कनिष्ठ लिपिक	84 (*3 आई.सी.ए.आर.) (***4 जॉब बेसिस)	12	72
12.	स्टोर मुंशी	2	...	2
13.	कम्प्यूटर ऑपरेटर	3	1	2
14.	विधि सहायक	1	...	1
15.	प्रोग्रामर	4	...	4
16.	प्रोग्राम सहायक	**2 (के.वी.के.)	...	2
	योग	**046**	**35**	**000**

*आई.सी.ए.आर. (3 पद) **के.वी.के. (4 पद) ***जॉब बेसिस (4 पद)

3.4 अन्य शिक्षक एवं तकनीकी कर्मचारी पदों की श्रेणीवार स्थिति

क्र.सं.	पद का नाम	स्वीकृत पद	कार्यरत	रिक्त
	अन्य शिक्षक			
1.	वी.ए.एस.	7	...	7
2.	पशु चिकित्सा अधिकारी	3 (*1 आई.सी.ए.आर.)	...	3
3.	अनुदेशक	13	...	13
	तकनीकी कर्मचारी			
4.	तकनीकी सहायक	60 (*2 आई.सी.ए.आर.) (**3 के.वी.के.)	22	38
5.	फार्म मैनेजर	2	...	2
6.	फार्म सहायक	2	...	2
7.	प्रोफेशनल असिस्टैंट (लाईब्रेरियन)	1	1	...
8.	सहायक कृषि अधिकारी	4	3	1
9.	डेयरी प्लांट ऑपरेटर	1	...	1
10.	सीनियर मैकेनिक	1	...	1
11.	प्रयोगशाला सहायक	34	1	33
12.	जे.टी.ए.	2	...	2
13.	आर्टिस्ट	1	...	1
14.	स्टॉकमैन/एल.एस.ए.	15 (*3 आई.सी.ए.आर.)	...	15
15.	राइडिंग इंस्ट्रैक्टर	1	1	...
16.	कृषि पर्यवेक्षक	3	...	3
17.	लाइब्रेरी सहायक	3	1	2
18.	पोल्ट्री सहायक	1	...	1
19.	डेयरी सहायक	5	...	5
20.	जूनि. कम्पाउंडर	2	...	2
21.	बॉयलर ऑपरेटर	1	...	1
22.	मैट्रोन	1	1	...
23.	ड्राइवर	32 (**1 के.वी.के.)	11	21
24.	पम्प ऑपरेटर	4	3	1
25.	मिस्त्री	4	2	2
26.	कारपेन्टर	2	1	1
27.	वायरमैन	1	1	...
28.	पलम्बर	1	1	...
29.	ब्लैक स्मिथ	1	...	1
30.	जूनियर मैकेनिक/फार्म मैकेनिक	6	5	1
31.	क्यूरेटर	1	...	1
	योग	**104**	**43**	**050**

*आई.सी.ए.आर. (6 पद) **के.वी.के. (4 पद)

3.5 चतुर्थ श्रेणी कर्मचारी पदों की श्रेणीवार स्थिति

क्र.सं.	पद का नाम	स्वीकृत पद	कार्यरत	रिक्त
1.	हेड माली	1	...	1
2.	बुक लिफ्टर	3	...	3
3.	प्रयोगशाला अटैंडेंट	59	20	39
4.	फार्म वर्कर	49 (*31 जॉब बेसिस)	12	37
5.	हाली/प्लगमैन	3	3	...
6.	बुलॉक अटैंडेंट	6	5	1
7.	कैटल अटैंडेंट	85 (*33 जॉब बेसिस)	33	52
8.	सहायक	28	9	19
9.	लाइब्रेरी बॉय	4	3	1
10.	तांगा ड्राइवर	1	1	...
11.	गार्डनर	8	6	2
12.	शीप अटैंडेंट	3	3	...
13.	फराश	1	1	...
14.	वॉचमैन	6	2	4
15.	बस क्लीनर	4	3	1
16.	स्वीपर	13	4	9
17.	पोल्ट्री अटैंडेंट	9 (*2 जॉब बेसिस)	6	3
18.	बुचर	1	1	...
19.	मैड	1	1	...
20.	हॉस्टल अटैंडेंट	3	2	1
21.	शैफर्ड	2	1	1
22.	चपरासी	95 (**1 के.वी.के.) (*1 जॉब बेसिस)	72	23
23.	बेलदार	5	5	...
24.	साइकिल सवार	1	1	...
25.	एनिमल अटैंडेंट	26 (*16 जॉब बेसिस)	9	17
26.	पोस्ट मार्टम अटैंडेंट	*1 (जॉब बेसिस)	...	1
	योग	307	1 2	104

*जॉब बेसिस (57 पद) **के.वी.के. (1 पद)

4. चालू वित्तीय वर्ष के बजट अनुमानों का उल्लेख

विस्तृत जानकारी निम्नानुसार प्रस्तुत है–

(अ) राज्य योजना

क्र.सं.	ब्योरा	बी.ई. 2017-18
1.	सामान्य मद	3878.34
2.	टी.एस.पी.	1435.15
3.	एस.सी.एस.पी.	1917.21
4.	पेंशन हेतु ऋण	0.01
	कुल योग	612 60

(ब) राष्ट्रीय कृषि विकास योजना **1357.77

(स) भारतीय कृषि अनुसंधान परिषद् **315.00

(**) आर.ई. सम्बन्धित एजेंसियों के द्वारा जारी करने के अधीन है।

5. विभागीय प्रमुख कार्य तथा प्रत्येक प्रमुख कार्य के विरुद्ध आलोच्य वर्ष में प्रगति एवं उसकी विगत 3 वर्ष से तुलना

5.1 अकादमिक कार्यक्रम

राजस्थान पशुचिकित्सा और पशु विज्ञान विश्वविद्यालय, बीकानेर की भूमिका और शासनादेश के अनुसार यह परिकल्पित किया गया है कि विश्वविद्यालय पशुचिकित्सा एवं पशु विज्ञान के क्षेत्र में शिक्षण, अनुसंधान और प्रसार कार्यक्रमों को और आगे बढ़ाएगा। विश्वविद्यालय ने छात्रों को विभिन्न स्तरों पर जैसे डिप्लोमा, स्नातक, स्नातकोत्तर और पीएच.डी पर प्रशिक्षण देने में एक महत्त्वपूर्ण भूमिका अदा की है। राजस्थान पशुचिकित्सा और पशु विज्ञान विश्वविद्यालय, बीकानेर विद्यार्थियों को अनेकों शैक्षणिक और प्रशिक्षण कार्यक्रमों द्वारा शिक्षित एवं प्रशिक्षित कर रहा है ताकि उनमें ज्ञान एवं नेतृत्व विकसित हो सके और वे कुशल पेशेवर पशुचिकित्सक बन सकें तथा विश्वव्यापी आर्थिक चुनौतियों का मुकाबला कर सकें। विश्वविद्यालय में शिक्षण का कार्य संकाय अध्यक्ष, पशुचिकित्सा एवं पशु विज्ञान, अधिष्ठाता पशुचिकित्सा एवं पशु विज्ञान महाविद्यालय तथा विभागाध्यक्षों के निर्देशन में करवाया जाता है। विश्वविद्यालय में शिक्षण कार्य मुख्यतः व्याख्यान एवं इलेक्ट्रानिक शिक्षण साधनों का उपयोग, प्रयोगशालाओं में प्रयोगात्मक अध्ययन, चिकित्सालयों और पशुधन फार्मों पर कराया जाता है। स्नातक और स्नातकोत्तर छात्रों का आंतरिक एवं बाह्य परीक्षाओं द्वारा मूल्यांकन किया जाता है।

विश्वविद्यालय के महाविद्यालयों द्वारा विभिन्न शैक्षणिक कार्यक्रमों के लिये स्नातक, स्नातकोत्तर तथा विद्या वाचस्पति स्तर पर विद्यार्थियों को अनुसंधान परियोजना निर्माण, विश्वविद्यालय व राष्ट्रीय स्तर पर सह पाठ्यक्रम कौशल प्रदान करने, शैक्षणिक भ्रमण और इंटर्नशिप प्रशिक्षण के लिये सुविधाएं प्रदान की जाती हैं।

राजस्थान पशुचिकित्सा और पशु विज्ञान विश्वविद्यालय के अन्तर्गत संघटक महाविद्यालय व संस्थान निम्न प्रकार से हैं :

1. पशुचिकित्सा एवं पशु विज्ञान महाविद्यालय, बीकानेर
2. पशुचिकित्सा एवं पशु विज्ञान महाविद्यालय, नवानियाँ, उदयपुर
3. स्नातकोत्तर पशुचिकित्सा शिक्षा एवं अनुसंधान संस्थान, जयपुर

4. पशुधन अनुसंधान केन्द्र, चांदन, जैसलमेर
5. पशुधन अनुसंधान केन्द्र, नोहर, हनुमानगढ़
6. पशुधन अनुसंधान केन्द्र, बोजुन्दा, चित्तौड़गढ़
7. पशुधन अनुसंधान केन्द्र, डग, झालावाड़

वर्तमान में राजस्थान पशुचिकित्सा और पशु विज्ञान विश्वविद्यालय, बीकानेर द्वारा पशुचिकित्सा एवं पशु विज्ञान के संकाय में निम्नलिखित पाठ्यक्रम कार्यक्रम चलाये जा रहे हैं।

उपाधि	पाठ्यक्रम	अवधि
स्नातक पूर्व	**पशुपालन में डिप्लोमा** (भारतीय पशुचिकित्सा परिषद् अधिनियम, 1984 के अनुसार न्यूनतम पशुचिकित्सा सेवा प्रदाताओं के लिए बुनियादी योग्यता)	2 वर्ष
स्नातक	**बी.वी.एससी. एण्ड ए.एच.**	5 वर्ष 6 माह
स्नातकोत्तर	**एम.वी.एससी.** पशु शरीर रचना एवं औतिकी, पशु शरीर क्रिया विज्ञान, पशु जैव रसायन विज्ञान, पशु पोषण, पशु प्रजनन एवं आनुवंशिकी, पशुधन उत्पादन एवं प्रबंधन, पशु व्याधिकी, पशु सूक्ष्म जैविकी, पशु परजीवी विज्ञान, पशु जनस्वास्थ्य, पशु नैदानिक चिकित्सा, आचार एवं न्यायशास्त्र, पशु जानपदिक रोग विज्ञान एवं निवारक चिकित्सा, पशु शल्य चिकित्सा एवं विकिरण, पशु प्रसूति एवं मादा रोग विज्ञान, पशुचिकित्सा एवं पशुपालन प्रसार शिक्षा, पशु जैव प्रौद्योगिकी, पशु चिकित्सा भेषज एवं विष विज्ञान, पशुधन उत्पाद प्रौद्योगिकी विज्ञान	2 वर्ष
	एम.एससी. पशु जैव प्रौद्योगिकी	2 वर्ष
विद्या वाचस्पति	**पीएच.डी.** पशु शरीर रचना एवं औतिकी, पशु शरीर क्रिया विज्ञान, पशु पोषण, पशु प्रजनन एवं आनुवंशिकी, पशुधन उत्पादन, एवं प्रबंधन, पशु व्याधिकी, पशु सूक्ष्म जैविकी, पशु परजीवी विज्ञान, पशु नैदानिक चिकित्सा, आचार एवं न्यायशास्त्र, पशु शल्य चिकित्सा एवं विकिरण, पशु प्रसूति एवं मादा रोग विज्ञान, पशु जैव प्रौद्योगिकी, पशुचिकित्सा एवं पशु पालन प्रसार शिक्षा, पशु जनस्वास्थ्य विज्ञान, पशुचिकित्सा भेषज एवं विष विज्ञान, पशुधन उत्पाद प्रौद्योगिकी	3 वर्ष

5.2 स्नातक पाठ्यक्रम (बी.वी.एससी. एण्ड ए.एच.)

पशुचिकित्सा एवं पशु विज्ञान में स्नातक (बी.वी.एससी एण्ड ए.एच.) पाठ्यक्रम विश्वविद्यालय के सभी संघटक एवं संबद्ध निजी पशुचिकित्सा महाविद्यालयों में चलाये जा रहे हैं। भारतीय पशुचिकित्सा परिषद् के मानदण्डों के अनुसार यह पाठ्यक्रम साढ़े पाँच वर्ष की अवधि (पांच वर्ष का पाठ्यक्रम और 6 माह का इंटर्नशिप प्रशिक्षण) का है। वेटरनरी विश्वविद्यालय के संघटक महाविद्यालय, बीकानेर, नवानियाँ (उदयपुर) एवं पी.जी.आई.वी.ई.आर. जयपुर में यू.जी. पाठ्यक्रम में राज्य सरकार की स्वीकृति के बाद 80-80 सीटें की गई है। विगत वर्षों तक स्नातक पाठ्यक्रम में प्रवेश राज्य की 85 प्रतिशत सीटों के लिये राजस्थान प्री पशुचिकित्सा परीक्षा (आर.पी.वी.टी) के माध्यम से और 15 प्रतिशत सीटों के लिये भारतीय पशुचिकित्सा परिषद्, नई दिल्ली द्वारा परीक्षा आयोजित की जाती थी जो कि नवीन आदेशों के तहत सत्र 2017-18 में कॉमन परीक्षा 'अखिल भारतीय प्री. वेटरनरी टेस्ट (ए.आई.पी.वी.टी.) के माध्यम से प्रवेश प्रक्रिया सम्पन्न करवाई गई।

बी.वी.एससी. एण्ड ए.एच. पाठ्यक्रम में छात्र संख्या

सत्र 2017-18

क्र.सं.	*संघटक एवं संबद्ध पशुचिकित्सा महाविद्यालयों का नाम	बी.वी.एससी. एण्ड ए.एच.					कुल छात्र
1.	*पशुचिकित्सा एवं पशु विज्ञान महाविद्यालय, बीकानेर	93	71	91	78	55	388
2.	*पशुचिकित्सा एवं पशु विज्ञान महाविद्यालय, नवानियाँ, वल्लभनगर, उदयपुर	98	63	85	88	41	375
3.	*पी.जी.आई.वी.ई.आर., जयपुर	87	50	55	–	–	192
4.	अपोलो कॉलेज ऑफ वेटरनरी मेडिसिन, जयपुर	35	–	–	–	17	52
5.	महात्मा गांधी पशुचिकित्सा महाविद्यालय, भरतपुर	–	–	–	–	–	–
6.	एम.जे.एफ. पशुचिकित्सा एवं पशुविज्ञान महाविद्यालय, चौमूं, जयपुर	23	–	–	37	08	68
7.	बी.एस. कॉलेज ऑफ वेटरनरी मेडिसिन एण्ड रिसर्च सेंटर, नवलगढ़, झुंझुनूं	–	–	–	–	–	–
8.	अरावली पशुचिकित्सा महाविद्यालय, सीकर	24	57	61	54	41	237
9.	श्रीगंगानगर पशुचिकित्सा महाविद्यालय, श्रीगंगानगर	–	–	–	–	–	–
10.	एम.बी. पशुचिकित्सा महाविद्यालय, डूंगरपुर	–	–	–	–	–	–
	कुल छात्र	25	130	181	146	051	0201

5.3 स्नातकोत्तर पाठ्यक्रम (एम.वी.एससी.)

पशुचिकित्सा एवं पशु विज्ञान में स्नातकोत्तर पाठ्यक्रम (एम.वी.एससी.) विश्वविद्यालय के निम्नलिखित तीन संघटक महाविद्यालयों में चलाये जा रहे हैं :

1. पशुचिकित्सा एवं पशु विज्ञान महाविद्यालय, बीकानेर
2. पशुचिकित्सा एवं पशु विज्ञान महाविद्यालय, नवानियाँ, उदयपुर
3. स्नातकोत्तर पशुचिकित्सा शिक्षा एवं अनुसंधान संस्थान, जयपुर

विश्वविद्यालय ने वर्तमान में उपलब्ध शिक्षकों की संख्या के आधार पर गत सत्र में पी.जी. की 44 सीटें बढ़ाई है। स्टॉफ और सुविधाओं की उपलब्धता के आधार पर एम.वी.एससी. के लिए प्रत्येक विषय में कम से कम तीन और अधिकतम छः सीटें हैं। एम.वी.एससी. में प्रवेश प्री.पी.जी परीक्षा द्वारा राज्य की सीटों पर किया जाता है इसके अलावा प्रत्येक विषय में 1 सीट पर चयन आईसीएआर द्वारा आयोजित अखिल भारतीय प्री.पी.जी. परीक्षा के माध्यम से किया जाता है। पशुचिकित्सा एवं पशु विज्ञान में स्नातकोत्तर पाठ्यक्रम पशुचिकित्सा एवं पशु विज्ञान महाविद्यालय, बीकानेर, पशुचिकित्सा एवं पशु विज्ञान महाविद्यालय नवानियाँ, उदयपुर तथा स्नातकोत्तर पशुचिकित्सा शिक्षा व अनुसंधान संस्थान, जयपुर में निम्नलिखित विषयों में चलाये जा रहे हैं।

पशुचिकित्सा विज्ञान में स्नातकोत्तर के पाठ्यक्रम के लिए सीटों की संख्या

क्र.सं.	विषय	पशुचिकित्सा एवं पशु विज्ञान महाविद्यालय, बीकानेर			पशुचिकित्सा एवं पशु विज्ञान महाविद्यालय, नवानियाँ	पी.जी. आई.वी.ई.आर., जयपुर
		राज्य*	आई.सी.ए.आर.**	संदाय***	संदाय	संदाय
1.	पशु प्रजनन एवं आनुवंशिकी	3	1	1	2	2
2.	पशु पोषण	3	1	1	2	2
3.	पशुधन उत्पादन एवं प्रबंधन	3	1	1	2	2
4.	पशु शरीर रचना एवं औतिकी	1	1	1	2	–
5.	पशुचिकित्सा एवं पशु पालन प्रसार शिक्षा	2	–	–	1	2
6.	पशु जैव रसायन	2	1	1	–	–
7.	पशु जानपदिक चिकित्सा, आचार एवं न्यायशास्त्र	3	1	1	2	2
8.	पशु नैदानिक रोग विज्ञान एवं निवारक चिकित्सा	–	1	–	–	–
9.	पशु प्रसूति एवं मादा रोग विज्ञान	3	1	1	2	–
10.	पशु सूक्ष्म-जैविकी	2	1	1	2	2
11.	पशु परजीवी विज्ञान	2	1	1	2	–
12.	पशु व्याधिकी	3	1	1	2	–
13.	पशु शरीर क्रिया विज्ञान	1	1	–	1	2
14.	पशुचिकित्सा जनस्वास्थ्य विज्ञान	–	1	–	2	–
15.	पशु शल्य चिकित्सा एवं विकिरण	6	1	1	2	–
16.	पशु जैव प्रौद्योगिकी	–	–	2	–	–
17.	पशुचिकित्सा भेषज एवं विष विज्ञान	–	–	2	–	–
18.	पशुधन उत्पाद प्रौद्योगिकी	–	–	2	2	2
	कुल	23	03	2+4+8 अधिकतम 03	15	05

* प्रत्येक विषय में एक सीट राज्य के पशुपालन विभाग में कार्यरत पशु चिकित्साधिकारी, वरिष्ठ पशु चिकित्साधिकारी या अन्य कोई पद के लिए आरक्षित है, जबकि उन्हें पशुपालन विभाग राजस्थान सरकार द्वारा इस पाठ्यक्रम के लिए अनुमति तथा अनापत्ति प्रमाण पत्र जारी किया गया हो। ऐसे उम्मीदवारों को प्री.पी.जी. परीक्षा से छूट दी गई है तथा इन सीटों के खाली रहने पर इन सीटों को राज्य सीटों में जोड़कर प्री.पी.जी. परीक्षा उत्तीर्ण उम्मीदवारों से भरा जायेगा।

** श्रेणी प्री.पी.जी. परीक्षा से छूट प्राप्त है और रिक्त सीटों को राज्य सीटों में जोड़ दिया जायेगा।

*** पशु जैव प्रौद्योगिकी विषय के लिए कुल दो सीट हैं और अन्य विषयों के लिए प्रत्येक विषय में एक सीट के साथ कुल अधिकतम 8 सीटें है।

पशुचिकित्सा एवं पशु विज्ञान महाविद्यालय, बीकानेर में पशु जैव प्रौद्योगिकी विषय में एम.एससी. की कुल 2 सीटें है।

एम.वी.एससी. पाठ्यक्रम में छात्र संख्या

सत्र 2017-18

संघटक पशुचिकित्सा महाविद्यालयों का नाम	शैक्षणिक सत्र	एम.वी.एससी.		कुल छात्र
पशुचिकित्सा एवं पशु विज्ञान महाविद्यालय, बीकानेर	2017-18	65	56	121
पशुचिकित्सा एवं पशु विज्ञान महाविद्यालय, नवानियाँ वल्लभनगर, उदयपुर	2017-18	26	25	51
पी.जी.आई.वी.ई.आर., जयपुर	2017-18	16	13	29
	कुल छात्र	0 6	83	1 0

5.4 विद्या-वाचस्पति/डाक्टरेट पाठ्यक्रम (पीएच.डी.)

डाक्टरेट पाठ्यक्रम में प्रवेश विश्वविद्यालय अनुदान आयोग, विनियमन के अनुसार विश्वविद्यालय द्वारा आयोजित प्री. पी.जी. परीक्षा के आधार पर निम्नलिखित विषयों में दिये जाते हैं। पी.जी.आई.वी.ई.आर., जयपुर एवं पशुचिकित्सा एवं पशु विज्ञान महाविद्यालय, नवानियाँ, वल्लभनगर (उदयपुर) में डाक्टरेट पाठ्यक्रम सत्र् 2015-16 से शुरू किया गया हैं। विश्वविद्यालय ने वर्तमान में उपलब्ध शिक्षकों की उपलब्धता के आधार पर चालू सत्र में 36 पीएच.डी. की सीटें बढ़ाई हैं।

क्र.सं.	विषय	पशुचिकित्सा एवं पशु विज्ञान महाविद्यालय, बीकानेर			पशुचिकित्सा एवं पशु विज्ञान महाविद्यालय, नवानियाँ, उदयपुर	पी.जी. आई.वी.ई.आर., जयपुर
		राज्य	आई.सी.ए.आर.	संदाय	संदाय	संदाय
1.	पशु प्रजनन एवं आनुवंशिकी	3	1	–	–	1
2.	पशु पोषण	3	1	–	–	2
3.	पशुधन उत्पादन एवं प्रबंधन	2	1	–	1	1
4.	पशु शरीर रचना एवं औतिकी	1	–	–	1	–
5.	पशुचिकित्सा एवं पशु पालन प्रसार शिक्षा	–	–	–	–	–
6.	पशु नैदानिक चिकित्सा, आचार एवं न्यायशास्त्र	2	1	–	–	–
7.	पशु प्रसूति एवं मादा रोग विज्ञान	–	–	–	–	–
8.	पशु सूक्ष्म-जैविकी	2	–	–	1	–
9.	पशु परजीवी विज्ञान	1	1	–	–	–
10.	पशु व्याधिकी	2	1	–	1	–
11.	पशु शरीर क्रिया विज्ञान	1	1	–	–	–
12.	पशुचिकित्सा जनस्वास्थ्य विज्ञान	1	–	–	1	–
13.	पशु शल्य चिकित्सा एवं विकिरण	2	–	–	1	–
14.	पशु जैव प्रौद्योगिकी	–	–	2	–	–
15.	पशुचिकित्सा भेषज एवं विष विज्ञान	–	–	–	–	–
16.	पशुधन उत्पाद प्रौद्योगिकी	–	–	2	–	1
	कुल	1	6	3	5	4

पीएच.डी. पाठ्यक्रम में छात्र संख्या

संघटक पशुचिकित्सा महाविद्यालयों के नाम	शैक्षणिक सत्र	पीएच.डी.			कुल छात्र
पशुचिकित्सा एवं पशु विज्ञान महाविद्यालय, बीकानेर	2017-18	23	12	07	42
पशुचिकित्सा एवं पशु विज्ञान महाविद्यालय, नवानियाँ, वल्लभनगर, उदयपुर	2017-18	3	4	15	22
पी.जी.आई.वी.ई.आर., जयपुर	2017-18	3	1	4	8
	कुल छात्र	18	06	15	61

5.5 पशुपालन में डिप्लोमा पाठ्यक्रम (ए.एच.डी.पी.)

विश्वविद्यालय द्वारा पशुपालन में स्वरोजगारोन्मुख दो वर्षीय डिप्लोमा पाठ्यक्रम शैक्षणिक सत्र 2007-08 से चलाया जा रहा है। विश्वविद्यालय इस कार्यक्रम के लिए बुनियादी सुविधाएं हॉस्टल, नैदानिक सुविधाएं, फार्म सहित मौजूदा सुविधाओं का उपयोग कर रहा है। वर्ष 2017-18 में दो वर्षीय डिप्लोमा पाठ्यक्रम विश्वविद्यालय के 7 संघटक एवं 65 संबद्ध संस्थानों में चलाया जा रहा है।

विश्वविद्यालय के संघटक एवं संबद्ध पशुपालन डिप्लोमा संस्थानों में छात्र संख्या सत्र 2017-18

क्र.सं.	संघटक पशुपालन डिप्लोमा संस्थानों के नाम	दो वर्षीय पशुपालन डिप्लोमा पाठ्यक्रम		कुल छात्र संख्या
1.	*पशुचिकित्सा और पशु विज्ञान महाविद्यालय, बीकानेर	41	36	77
2.	*पशुचिकित्सा और पशु विज्ञान महाविद्यालय, नवानियाँ, उदयपुर	53	49	102
3.	*स्नातकोत्तर पशुचिकित्सा शिक्षा एवं अनुसंधान संस्थान, जयपुर	42	34	76
4.	*पशुपालन डिप्लोमा संस्थान, पशुधन अनुसंधान केंद्र, चांदन, जैसलमेर	36	32	68
5.	*पशुपालन डिप्लोमा संस्थान, पशुधन अनुसंधान केंद्र, नोहर, हनुमानगढ़	46	45	91
6.	*पशुपालन डिप्लोमा संस्थान, पशुधन अनुसंधान केंद्र, चित्तौड़गढ़	45	47	92
7.	*पशुपालन डिप्लोमा संस्थान, पशुधन अनुसंधान केंद्र, डग, झालावाड़	36	49	85
8.	चौधरी चरण सिंह कॉलेज ऑफ एनिमल हसबेंडरी, अलवर	50	50	100
9.	दीन बंधु शिक्षण संस्थान, खेड़ली गंज, अलवर	50	46	96
10.	सती जावदे पशुधन सहायक प्रशिक्षण संस्थान, नीमराना, अलवर	50	49	99
11.	सर छोटू राम पशुधन सहायक प्रशिक्षण संस्थान, भरतपुर	50	50	100
12.	श्री संतराम पशुधन सहायक प्रशिक्षण संस्थान, डीग, भरतपुर	49	50	99
13.	श्री अभय पशुपालन महाविद्यालय, गांधी नगर, बीकानेर	50	51	101
14.	श्री कृष्ण पशुधन सहायक प्रशिक्षण महाविद्यालय, तिलक नगर, बीकानेर	50	49	99
15.	माँ करणी पशुधन सहायक प्रशिक्षण महाविद्यालय, नाल, बीकानेर	50	50	100
16.	चौधरी कॉलेज ऑफ एनिमल हसबेंडरी, सादुलपुर, चूरू	50	50	100

क्र.सं.	संघटक पशुपालन डिप्लोमा संस्थानों के नाम	दो वर्षीय पशुपालन डिप्लोमा पाठ्यक्रम		कुल छात्र संख्या
17.	स्वामी ललतानंद पशुपालन विद्यालय, दौसा	50	50	100
18.	चमन कॉलेज ऑफ एनिमल हसबेंडरी, बांदीकुई, दौसा	50	50	100
19.	एम.बी. वांगड़ पशुधन सहायक प्रशिक्षण केंद्र, डूंगरपुर	50	50	100
20.	स्वामी शिक्षा समिति पशुधन सहायक प्रशिक्षण कॉलेज, हनुमानगढ़	50	50	100
21.	सरदार वल्लभभाई पटेल एनिमल हसबेंडरी कॉलेज, नोहर, हनुमानगढ़	50	50	100
22.	बी.बी.एम.एस. पशुपालन महाविद्यालय, नई रामगढ़ रोड, जयपुर	50	50	100
23.	लिबर्टी पशुधन सहायक प्रशिक्षण संस्थान, अजमेर रोड, जयपुर	50	50	100
24.	राजीव गांधी मेमोरियल पशुपालन महाविद्यालय, न्यू सांगानेर रोड, जयपुर	50	50	100
25.	शिवम कॉलेज ऑफ एनिमल हसबेंडरी, जोबनेर, जयपुर	50	50	100
26.	सुभाष पशुपालन महाविद्यालय, अजमेर रोड, जयपुर	50	50	100
27.	राजकीय पशुपालन प्रशिक्षण संस्थान, बस्सी चक, जयपुर	49	46	95
28.	एम.जे.एफ. इंस्टीट्यूट ऑफ वेटरनरी साइंस, चौमूं, जयपुर	50	50	100
29.	श्री विनायक रिसर्च एंड ट्रेनिंग इंस्टीट्यूट, कानोता, जयपुर	50	50	100
30.	चौधरी चरण सिंह एनिमल हसबेंडरी कॉलेज, शाहपुरा, जयपुर	50	50	100
31.	महात्मा ज्योति राव फुले शिक्षण संस्थान, सोढ़ाला, जयपुर	50	50	100
32.	सुरेंद्र पशुपालन महाविद्यालय, न्यू सांगानेर रोड, सोढ़ाला, जयपुर	50	49	99
33.	संकल्प पशुचिकित्सा एवं पशुपालन संस्थान, झालावाड़	50	50	100
34.	आर.इ.डी. पशुपालन महाविद्यालय, चिड़ावा, झुंझुनूं	50	50	100
35.	आदर्श पिलानी पशुपालन महाविद्यालय, पिलानी, झुंझुनूं	50	51	101
36.	राजकीय पशुपालन प्रशिक्षण संस्थान, रतनाड़ा, जोधपुर	47	47	94
37.	पशुधन सहायक प्रशिक्षण कॉलेज, शांतिप्रिय नगर, जोधपुर	50	49	99
38.	मयूराक्षी शिक्षा और विकास संस्थान, चौपासनी रोड, जोधपुर	50	50	100
39.	श्री एस.एल. जांगु पशुचिकित्सा विज्ञान संस्थान, चौपासनी हाउसिंग बोर्ड, जोधपुर	50	50	100
40.	श्री लाल बहादुर शास्त्री रिचर्स एंड ट्रेनिंग इंस्टीट्यूट, शक्ति नगर, जोधपुर	50	49	99
41.	वीणा मेमोरियल पशुधन सहायक प्रशिक्षण विद्यालय, पड़ेवा, करौली	50	50	100
42.	राजीव गांधी पशुपालन डिप्लोमा कॉलेज, हिण्डौनसिटी, करौली	50	50	100
43.	राजकीय पशुपालन प्रशिक्षण संस्थान, मोखापुरा, कोटा	45	45	90
44.	एम.डी.एम. पशुपालन महाविद्यालय, केशवपुरा, कोटा	50	50	100
45.	पशुधन सहायक प्रशिक्षण संस्थान, बारां, राजस्थान	50	50	100

क्र.सं.	संघटक पशुपालन डिप्लोमा संस्थानों के नाम	दो वर्षीय पशुपालन डिप्लोमा पाठ्यक्रम		कुल छात्र संख्या
46.	सर्वोदय पशुधन सहायक प्रशिक्षण संस्थान, बूंदी	50	50	100
47.	पशुपालन महाविद्यालय, मनोहर बाई मंदिर समिति, सेठिया कॉलोनी, श्रीगंगानगर	50	50	100
48.	एलायन्स शिक्षण एवं अनुसंधान संस्थान, पिपराली रोड, सीकर	50	50	100
49.	राजस्थान कॉलेज ऑफ एनिमल हसबेंडरी, नवलगढ़ रोड, सीकर	50	50	100
50.	देव पशुधन सहायक प्रशिक्षण महाविद्यालय, टोंक	50	50	100
51.	राजकीय पशुपालन प्रशिक्षण संस्थान, उदयपुर	45	46	91
52.	प्रकाश इंस्टीट्यूट ऑफ वेटरनरी साइंस एंड एनिमल हसबेंडरी, धौलपुर	50	50	100
53.	श्रीजी एनिमल हसबेंडरी ट्रेनिंग इंस्टीट्यूट, उदयपुर	50	50	100
54.	नागफनी पशुधन डिप्लोमा प्रशिक्षण केंद्र, खेरवाड़ा, उदयपुर	50	50	100
55.	आर.एन. पशुधन डिप्लोमा कॉलेज, जोधपुर	50	50	100
56.	कैम्ब्रिज नर्सिंग इंस्टीट्यूट ऑफ वेटरनरी सांइस, बाड़मेर	50	50	100
57.	आदर्श पशुधन सहायक प्रशिक्षण संस्थान, नदबई, भरतपुर	50	50	100
58.	मारवाड़ इंस्टीट्यूट ऑफ वेटरनरी साइंस, चौपासनी रोड, जोधपुर	50	50	100
59.	जवान सिह मेमोरियल वेटरनरी एंड एनिमल हसबेंडरी कॉलेज, भीनमाल, जालौर	50	50	100
60.	महाराणा प्रताप पशुधन सहायक प्रशिक्षण केंद्र, बसेड़ी, धौलपुर	50	47	97
61.	कामधेनु पशुधन सहायक प्रशिक्षण संस्थान, सांचौर, जालौर	50	50	100
62.	युनिवेट पशुधन सहायक प्रशिक्षण संस्थान, नवलगढ़ रोड, सीकर	50	50	100
63.	स्वामी सोमनाथ पशुधन सहायक कॉलेज, हनुमानगढ़	50	50	100
64.	जमादार एनिमल हसबेंडरी डिप्लोमा कॉलेज, महवा, दौसा	50	50	100
65.	डायमंड इंस्टीट्यूट ऑफ वेटरनरी साइंस, फलौदी, जोधपुर	50	50	100
66.	स्वामी विवेकानन्द वेटरनरी संस्थान, झुंझनूं	50	50	100
67.	श्री गणपति आदर्श एल.एस.ए. प्रशिक्षण संस्थान, बूंदी	50	50	100
68.	पोदार एनिमल हसबेंडरी डिप्लोमा इंस्टीट्यूट,	50	50	100
69.	सूर्या सर्वोदय विकास संस्थान हिण्डौन रोड, मलीपुरा शेरगढ़, बयाना, भरतपुर	50	–	50
70.	के.एम.बी. आदर्श विद्या मन्दिर, मीना बास, भरतपुर	50	–	50
71.	राजस्थान जनकल्याण समिति 01/101, शांति कुंज, अलवर	50	–	50
72.	ग्रामीण विकास शिक्षा समिति, बमाड़ा कॉलोनी, बयाना, भरतपुर	50	–	50
	कुल	2423	2205	574

*संघटक संस्थान

5.6 स्वीकृत सीटों की संख्या का तुलनात्मक विवरण

पाठ्यक्रम	अवधि	स्वीकृत छात्र संख्या		
		2015-16	2016-17	2017-18
स्नातक	5 वर्ष 6 माह	260	260	240
स्नातकोत्तर	2 वर्ष	124	106	104
विद्या वाचस्पति	3 वर्ष	75	49	42
स्नातक पूर्व (डिप्लोमा)	2 वर्ष	3350	3400	3600

5.7 स्वीकृत पदों की संख्या का तुलनात्मक विवरण

पद का नाम	2015-16			2016-17			2017-18		
	स्वीकृत	कार्यरत	रिक्त	स्वीकृत	कार्यरत	रिक्त	स्वीकृत	कार्यरत	रिक्त
आचार्य	47	16	31	47	18	29	49	18	31
सह-आचार्य	94	26	68	94	30	64	100	30	70
सहायक आचार्य	179	108	71	179	108	71	190	108	82
अधिकारी	15	10	5	15	4	11	15	4	11
कनिष्ठ अधिकारी	31	4	27	31	4	27	31	6	25
मंत्रालयिक कर्मचारी	156	46	110	156	45	111	156	45	111
तकनीकी कर्मचारी	206	54	152	206	54	152	206	54	152
चतुर्थ श्रेणी कर्मचारी/ चपरासी	372	206	166	405	203	202	405	203	202
योग	00	36	52	0022	355	556	0041	357	373

5.8 विश्वविद्यालय की विभिन्न बजट मदों का तुलनात्मक विवरण

क्र.सं.	ब्योरा	बी.ई. 2015-16	बी.ई. 2016-17	बी.ई. 2017-18
1	सामान्य मद	3581.25	4054.70	3878.34
2	टी.एस.पी.	734.48	1425.65	1435.15
3	एस.सी.एस.पी.	1015.91	1215.64	1917.21
4	पेंशन हेतु ऋण	0.01	0.01	0.01
	कुल योग	4220 54	5585	612 60

❖ राष्ट्रीय कृषि विकास योजना 3500.00 5730.00 1357.77

❖ भारतीय कृषि अनुसंधान परिषद् 360.00 800.00 315.00

6. राजुवास की गत तीन वर्ष की उपलब्धियां और कार्यों का विवरण

प्रदेश का एक मात्र राजस्थान पशुचिकित्सा एवं पशु विज्ञान विश्वविद्यालय, बीकानेर गत चार वर्षों में, टीम राजुवास के प्रयासों से एक तेजी से बढ़ता हुआ 'विश्वविद्यालय' बना है। चार वर्ष की अवधि में वैज्ञानिक शिक्षण और प्रशिक्षण के साथ-साथ पशुपालकों को उन्नत तकनीक और ज्ञान प्रदान करने के लिए कई उपयोगी कार्यक्रम और योजनाओं का क्रियान्वयन किया गया।

6.1 राजुवास देश के विश्वविद्यालयों की शीर्ष रैंकिंग में हुआ शामिल

❖ मानव संसाधन विकास मंत्रालय के सर्वे में राजुवास को राज्य में मिली दूसरी रैंकिंग

- वेटरनरी विश्वविद्यालय ने अपनी स्थापना के अल्पकाल में ही देश के विश्वविद्यालयों की सौ शीर्ष शैक्षणिक संस्थानों की सूची में अपना स्थान बनाने में कामयाबी हासिल की है। भारत सरकार के केन्द्रीय मानव संसाधन विकास मंत्रालय द्वारा देश के विश्वविद्यालयों/शैक्षणिक संस्थानों की रैंकिंग में वेटरनरी विश्वविद्यालय को शीर्ष स्थान प्राप्त हुआ है।
- राजस्थान के सभी 26 विश्वविद्यालयों की रैंकिंग में वेटरनरी विश्वविद्यालय को दूसरा स्थान।
- देश के पशुचिकित्सा एवं पशु विज्ञान विश्वविद्यालयों की रैंकिंग में राजुवास को तीसरा स्थान।
- रैंकिंग पैरामीटर में टीचिंग, लर्निंग और रिर्सोसेज केटेगरी में वेटरनरी विश्वविद्यालय ने पूरे देश में छठा स्थान प्राप्त किया।
- राजुवास 97 वें स्थान पर रहा जो 100 शीर्ष संस्थानों में सबसे युवा विश्वविद्यालय है।

❖ निजी वेबसाइट कम्पनी के ऑनलाइन सर्वे में भी राजुवास को मिली शीर्षस्थ रैंकिंग

- देश के पशुचिकित्सा विश्वविद्यालयों में राजुवास ने प्रथम रैंक अर्जित की है।
- राज्य के निजी एवं सरकारी विश्वविद्यालयों में राजुवास ने प्रथम रैंक अर्जित की है।
- देश में कृषि एवं पशुचिकित्सा विश्वविद्यालयों में राजुवास ने द्वितीय रैंक हासिल की है।
- राज्य के निजी व सरकारी विश्वविद्यालयों में राजुवास को पांचवीं रैंक प्रदान की गई है जिनमें केवल बिट्स पिलानी, आई.आई.टी., जोधपुर, नेशनल लॉ यूनिवर्सिटी, जोधपुर एवं एम.एन.आई.टी., जयपुर जैसे शीर्ष संस्थान ही राजुवास से आगे हैं।
- देश के पशुचिकित्सा एवं पशु विज्ञान महाविद्यालयों में बीकानेर के वेटरनरी कॉलेज को दूसरी रैंक तथा वेटरनरी कॉलेज, नवानियाँ को तीसरा स्थान मिला है।

❖ राजुवास प्रदर्शनियों को उत्कृष्टता पुरस्कार

- नई दिल्ली में 10-12 मार्च, 2015 को आयोजित पूसा कृषि विज्ञान मेले में प्रदर्शनी को प्रथम पुरस्कार।
- केन्द्रीय अर्द्ध-शुष्क क्षेत्रीय अनुसंधान संस्थान, जोधपुर द्वारा 24 सितम्बर, 2015 को प्रदर्शनी को प्रथम पुरस्कार।
- केन्द्रीय भेड़ एवं ऊन अनुसंधान संस्थान, अविकानगर द्वारा 28 मार्च, 2016 को आयोजित राष्ट्रीय मेले में राजुवास प्रदर्शनी स्टॉल को उत्कृष्टता का पुरस्कार।
- केन्द्रीय अर्द्ध-शुष्क अनुसंधान संस्थान जोधपुर में 21 सितम्बर, 2016 को राजुवास प्रदर्शनी को प्रथम पुरस्कार मिला।
- **बेस्ट कुलपति अवार्ड 2016 की घोषणा :** मदुरई (तमिलनाडु) के "पर्ल-ए फाउन्डेशन फॉर एज्यूकेशन एक्सीलैन्स" द्वारा वर्ष 2016 का "बेस्ट कुलपति अवार्ड" वेटरनरी विश्वविद्यालय के कुलपति प्रो. ए.के. गहलोत को देने की घोषणा की गई है।
- **"पर्ल फाउन्डेशन" द्वारा इस वर्ष में उत्कृष्ट कार्यों और परिणामों के मद्देनजर वेटरनरी विश्वविद्यालय को तीन संस्थागत पुरस्कार भी दिए जाने की घोषणा :**

❖ आईसीटी टीचिंग-डिजिटल तकनीक के उपयोग का संस्थागत अवार्ड-2016

❖ जल संरक्षण-प्रबंधन प्रैक्टिसेज अवार्ड-2016

❖ उत्कृष्ट कृषि संस्थागत अवार्ड-2016

- **सेना घुड़सवारी प्रतियोगिता में 10 मेडल :** सेना घुड़सवारी प्रतियोगिता सितम्बर, 2016 को जयपुर में आयोजित की गई जिसमें विश्वविद्यालय की एन.सी.सी. इकाई के कैडेट्स ने 10 मेडल जीते।

6.2 प्रशासन

- राज्य सरकार द्वारा रिक्त पदों को भरने की स्वीकृति प्रदान की गयी जिनमें से 109 शिक्षकों/वैज्ञानिकों को नियुक्ति दी गयी। शेष 165 पदों पर भी नियुक्ति प्रक्रियाधीन है।
- विश्वविद्यालय में ई-शासन के तहत एकीकृत विश्वविद्यालय प्रबंधन केन्द्र की स्थापना की गयी है।
- विश्वविद्यालय की सभी इकाइयों में बायोमीट्रिक प्रणाली से उपस्थिति प्रारंभ कर दी गयी है।

6.3 शिक्षा

वेटरनरी विश्वविद्यालय के बीकानेर परिसर में छात्राओं के छात्रावास की नई विंग का शिलान्यास 15 सितम्बर, 2015 को किया गया। विश्वविद्यालय द्वारा अर्जित वित्तीय संसाधनों की 86 लाख रुपये की राशि से इसका निर्माण किया गया है।

- **नया स्नातक पाठ्यक्रम चालू :** माननीय मुख्यमंत्री महोदया की बजट घोषणा 2015-16 में विश्वविद्यालय के पी.जी. आई.वी.ई.आर., जयपुर कैम्पस, जो अब तक स्नातकोत्तर शिक्षण एवं अनुसंधान का कार्य करता था, वहां पर स्नातक स्तर की शिक्षा प्रारंभ करने का प्रावधान किया था। विश्वविद्यालय ने अथक प्रयत्न कर सत्र 2015-16 में ही वी.सी.आई. से अनुमति लेकर साठ स्नातक की सीटों पर प्रवेश देकर स्नातक पाठ्यक्रम शुरू कर दिया। अब विश्वविद्यालय के तीनों परिसरों में स्नातक स्तर की शिक्षा दी जा रही है जिससे राजुवास के संघटक कॉलेजों में स्नातक प्रवेश में क्षमता बढ़कर 260 हो गई है।
- **सीटें बढ़ाई :** विश्वविद्यालय के संघटक महाविद्यालयों में माननीय कृषि मंत्री महोदय ने पिछले विधानसभा सत्र में स्नातक स्तर पर प्रवेश क्षमता 100-100 सीटें प्रति महाविद्यालय करने की घोषणा की थी जिसे अकादमिक सत्र 2014-15 से ही लागू कर दिया गया है। अब इसे वी.सी.आई. ने भी स्वीकृति प्रदान कर दी है। बीकानेर और नवानियाँ (उदयपुर) महाविद्यालयों में स्नातक सीटें सत्र 2015-16 से बढ़ाकर सौ-सौ की गयी है। वी.सी.आई के नए निर्देशानुसार सत्र 17-18 में स्नातक पर विश्वविद्यालय के तीनों संघटक महाविद्यालय में प्रवेश सीटें 80-80 कर दी गई है।
- **पशुपालन डिप्लोमा के दो नए संस्थान प्रारम्भ :** डग (झालावाड़) व (चित्तौड़गढ) में दो वर्षीय पशुपालन डिप्लोमा के दो नए संस्थान खुलने से 100 शिक्षित युवाओं (10+2) को लघु पशुचिकित्सा सेवाओं के क्षेत्र में स्वरोजगार के अवसर मिले। माननीय मुख्यमंत्री महोदया ने अपने बजट भाषण में डग (झालावाड़) में पशुधन अनुसंधान केन्द्र पर द्विवर्षीय डिप्लोमा पाठ्यक्रम शुरू करने की घोषणा की गई है। इस केन्द्र हेतु राज्य सरकार द्वारा लगभग 268 बीघा जमीन विश्वविद्यालय को उपलब्ध करवाई गई है। लगभग 150 लाख रुपये व्यय कर आधारभूत संरचना को उपयोग योग्य बनाया गया है। डग (झालावाड़) में द्विवर्षीय पशुपालन डिप्लोमा पाठ्यक्रम 17 नवम्बर, 2015 से प्रारंभ किया गया है।
- वेटरनरी विश्वविद्यालय के बीकानेर एवं वल्लभनगर परिसरों में छात्र-छात्राओं के नये छात्रावासों का निर्माण करवाया जा रहा है। जयपुर परिसर में भी निर्माण शीघ्र प्रारंभ किया जायेगा।
- सत्र 2016-17 से विद्यार्थियों को पशुचिकित्सा एवं पशु विज्ञान स्नातक में प्रवेश के लिए वी.सी.आई. द्वारा आयोजित अखिल भारतीय प्री-वेटरनरी टेस्ट की मेरिट से ही प्रदेश के महाविद्यालयों में प्रवेश की सरकार द्वारा अनुमति दी गयी। सत्र 2017-18 में वी.सी.आई. के निर्देशानुसार स्नातक प्रथम वर्ष में राजस्थान प्री-वेटरनरी के द्वारा प्रवेश दिये गए।
- **उच्च अध्ययन की सुविधा का विस्तार :** राज्य सरकार की मंशा है कि राजस्थान वेटरनरी फील्ड में सर्वाधिक पी.जी. एवं पीएच.डी. योग्यताधारी मानव संसाधन को तैयार करने वाला राज्य बने ताकि माननीय मुख्यमंत्री महोदया के सपने के अनुकूल राज्य में पशुपालन को और समृद्ध बनाने के लिए आवश्यक मानव संसाधन उपलब्ध हो सके। विश्वविद्यालय ने वर्तमान में उपलब्ध शिक्षकों की संख्या के आधार पर चालू सत्र में 44 पीजी एवं 36 पीएच.डी. की सीटें बढ़ाई हैं (कुल 80 सीटें)। अब राजस्थान के युवा वेटरनरी विषय के सभी 15 विषयों में तथा एनिमल बॉयोटेक्नॉलोजी विषय में भी पी.जी. एवं पीएच.डी. करने में सक्षम हो गये हैं। पी.जी. एवं पीएच.डी शिक्षण की व्यवस्था विश्वविद्यालय के बीकानेर, जयपुर एवं वल्लभनगर (उदयपुर) के तीनों ही परिसरों में कर दी गई है।

- **उच्च शिक्षा की छात्रवृत्ति में बढ़ोतरी :** माननीय मुख्यमंत्री महोदया ने पशुचिकित्सा शिक्षा के महत्त्व के मद्देनजर वर्ष 2016-17 के बजट में वर्तमान में स्नातकोत्तर और विद्या-वाचस्पति में अध्ययनरत विद्यार्थियों को दी जाने वाली 5 हजार रुपये प्रतिमाह की छात्रवृत्ति को बढ़ाकर 10 हजार रुपये प्रतिमाह कर दिया है।
- **आई.सी.ए.आर. द्वारा विश्वविद्यालय का अधिस्वीकरण :** भारतीय कृषि अनुसंधान परिषद् द्वारा वेटरनरी विश्वविद्यालय को 5 वर्ष के लिए अधिस्वीकरण प्रदान किया गया।
- **लैंग्वेज लैब की स्थापना :** छात्रों के लिए लैंग्वेज लैब की विश्वविद्यालय में स्थापना।
- **प्रथम दीक्षांत समारोह का आयोजन :** माननीय राज्यपाल और कुलाधिपति राजुवास ने 16 सितम्बर, 2015 को विश्वविद्यालय के प्रथम दीक्षांत समारोह में पशुचिकित्सा एवं पशु विज्ञान की 1,127 उपाधियां प्रदान कर 57 छात्र-छात्राओं को स्वर्ण पदकों से नवाजा। इस प्रथम दीक्षांत समारोह में 917 स्नातक, 199 स्नातकोत्तर और 11 विद्यार्थियों को विद्या-वाचस्पति की उपाधियां प्रदान की गई।
- **द्वितीय दीक्षांत समारोह का आयोजन :** 20 जून, 2017 को विश्वविद्यालय का द्वितीय दीक्षांत समारोह आयोजित किया गया। इस दीक्षांत समारोह में 327 स्नातक उपाधियां, 82 स्नातकोत्तर और 7 विद्या-वाचस्पति उपाधियां प्रदान कर 30 छात्र-छात्राओं को स्वर्ण पदकों से नवाजा गया।
- **सतत शिक्षा के विश्व पोर्टल से जुड़ा :** पोर्टल के माध्यम से विश्वविद्यालय के संकाय सदस्यों और छात्र/छात्राओं की पहली ऑनलाइन सेमिनार का आयोजन किया गया। इस प्रक्रिया से छात्रों और वैज्ञानिकों को नवीनतम अनुसंधान और शिक्षा के क्षेत्र में हो रही प्रगति की ताजा जानकारी मिल सकेगी।
- **डाइयां में सूचना केन्द्र की स्थापना :** गोद लिए गांव डाइयां (बीकानेर) में विश्वविद्यालय द्वारा सूचना केन्द्र की स्थापना एवं पुस्तकालय सेवा शुरू की गई। विश्वविद्यालय द्वारा गांव के राजकीय उ. प्रा. विद्यालय में 250 वॉट क्षमता के चार सोलर ऊर्जा पैनल लगाए गए हैं जिनसे प्रति घंटे 1800 वॉट की सौर ऊर्जा मिलने से पंखे, बिजली, पेयजल आपूर्ति की मोटर और कम्प्यूटर उपकरणों का संचालन शुरू हो गया।

6.4 अनुसंधान

- **दो नये पशुधन अनुसंधान केन्द्र शुरू :** वेटरनरी विश्वविद्यालय ने पशुधन अनुसंधान को बढ़ावा देने हेतु पशुधन अनुसंधान केन्द्रों की स्थापना विभिन्न स्थानों पर की है। इस कड़ी में वर्ष 2015 में सातवां पशुधन अनुसंधान केन्द्र चित्तौड़गढ़ जिले के बोजुन्दा में तथा आठवां पशुधन अनुसंधान केन्द्र माननीय मुख्यमंत्री की बजट घोषणा के अनुरूप डग (झालावाड़) में भी प्रारंभ हो गया है। बोजुन्दा केन्द्र पर "नेशनल मिशन ऑन प्रोटीन सप्लीमेन्ट" कार्यक्रम के अंतर्गत 230 लाख रुपये की राशि से बकरी परियोजना को भी शुरू किया गया। पशुधन अनुसंधान केन्द्र चित्तौड़गढ़ में राजस्थान कृषि प्रतिस्पर्धात्मकता परियोजना ( ) जो कि विश्व बैंक से वित्त पोषित है, कृषि में प्रतिस्पर्धात्मकता बढ़ाने के उद्देश्य से लागू की जा रही है तथा यहां सिरोही बकरियों का एक फार्म स्थापित कर दिया गया है। माननीय मुख्यमंत्री की घोषणा के अनुरूप डग (झालावाड़) में मालवी नस्ल, जो कि दक्षिण-पूर्वी राजस्थान की महत्त्वपूर्ण ड्यूअल परपज नस्ल है, का ब्रीडिंग सेन्टर भी स्थापित किया गया है।

  नस्ल सुधार में गति लाने के उद्देश्य से विश्वविद्यालय ने राष्ट्रीय डेयरी विकास बोर्ड के सहयोग से भ्रूण प्रत्यारोपण कार्य शुरू कर थारपारकर नस्ल की गाय में पहला भ्रूण प्रत्यारोपण मई, 2017 में सफलता पूर्वक किया है। विश्वविद्यालय अब इनविट्रो फर्टिलाइजेशन तकनीक भी अपनाने की ओर अग्रसर है।

❖ गो-अनुसंधान

- स्वदेशी गोवंश संवर्द्धन हेतु राज्य के छह चुनिंदा गोवंश—राठी, थारपारकर, कांकरेज, गिर, साहीवाल एवं मालवी नस्लों के संवर्द्धन और संरक्षण पर कार्य के साथ "हैरिटेज जीन बैंक" संकल्पना के तहत राज्य की विख्यात गोवंश नस्लों के सात सौ पचास से अधिक नंदी/ सांड दो सौ से अधिक गोशालाओं को उपलब्ध कराए।
- उच्च कोटि के स्वदेशी गोवंश सांडों के वीर्य को कृत्रिम गर्भाधान हेतु हिमीकृत करने का कार्य प्रारंभ कर दिया गया है।
- स्वदेशी गोवंश की दुग्ध उत्पादन क्षमता छब्बीस लीटर प्रतिदिन तक, प्रथम ब्यांत आयु 2-3 वर्ष तथा दो ब्यांत में अंतर 13-14 महीने हुआ।

- डग (झालावाड़) में मालवी गो-नस्ल प्रजनन केन्द्र की स्थापना की गई है। माननीय मुख्यमंत्री महोदया ने अपने बजट भाषण में डग (झालावाड़) में पशुधन अनुसंधान केन्द्र शुरू करने की घोषणा की है, जो राज्य में इस प्रकार का आठवां केंद्र होगा। इस केन्द्र हेतु राज्य सरकार द्वारा लगभग 268 बीघा जमीन विश्वविद्यालय को उपलब्ध करवाई गई है। दक्षिण-पूर्वी राजस्थान की महत्त्वपूर्ण ड्यूअल परपज मालवी नस्ल का ब्रीडिंग सेन्टर भी यहां स्थापित किया जा रहा है। केन्द्र पर 42 मालवी गोवंश की खरीद कर ली गई है।

❖ पंचगव्य

- राज्य के आयुर्वेद विश्वविद्यालय, जोधपुर और वेटरनरी विश्वविद्यालय में पंचगव्य एवं ऊँटनी के दूध पर अनुसंधान करने हेतु एम.ओ.यू. किया गया है।
- पारंपरिक पशुचिकित्सा एवं वैकल्पिक पशुचिकित्सा केन्द्र की स्थापना की गई है ताकि पशुपालकों को सस्ती दवाएं उपलब्ध हो सके।

❖ उच्च स्तरीय दुग्ध जाँच प्रयोगशाला

मानसरोवर जयपुर परिसर में राष्ट्रीय कृषि विकास योजना के तहत 150 लाख रुपये की राशि से उन्नत दुग्ध जांच प्रयोगशाला स्थापित की गई है। इस प्रयोगशाला का उद्देश्य नवीन सिन्थेटिक अवयवों, अत्यंत रोगकारी कीटाणुओं की उपस्थिति, औषधि व कीटनाशक अवशेषों व प्रदूषकों की खोज हेतु जयपुर में उच्च स्तरीय दुग्ध गुणवत्ता जांच अनुसंधान प्रयोगशाला स्थापित कर क्षमता संवर्द्धन करना है। वर्तमान में इस प्रयोगशाला में निम्न जांचों का मानकीकरण किया जा चुका है :

- दुग्ध में हुई मिलावट (यूरिया, सोडा, नमक, स्टार्च, डिटर्जेन्ट इत्यादि) की जांच एवं मिलावटी तत्त्वों का पता लगाना।
- दुग्ध के पोषक तत्त्वों (वसा, एस.एन.एफ., प्रोटीन, लेक्टोज इत्यादि) की उपस्थिति का पता लगाना।
- दुग्ध में पशु की कायिक कोशिकाओं की मात्रा का पता लगाना।
- थनैला रोग से ग्रसित दूध का पता लगाना।
- दूध में कीटनाशक अवशेषों की उपस्थिति का पता लगाना।
- दुग्ध में पाये जाने वाले अत्यंत रोगकारी कीटाणुओं की उपस्थिति का पता लगाना।
- हानिकारक कीटाणुओं की एन्टीबायोटिक्स के प्रति संवेदनशीलता का पता लगाना एवं हानिकारक बैक्टीरिया के एन्टीबायोटिक-जीन का पता लगाना।
- हानिकारक बैक्टीरिया की डी.एन.ए. स्तर पर पुष्टि एवं हानिकारक बैक्टीरिया में रोगजनक जीन की उपस्थिति का पता लगाना।

अभी तक राज्य के 28 जिलों से प्राप्त 4,797 नमूनों की जांच की जा चुकी है। जांच परिणामों का परीक्षण जारी है जिसमें प्रमुखतया मिलावट, कीटनाशकों की उपस्थिति तथा रोगकारक बैक्टीरिया की उपस्थिति के क्षेत्रों का पता लग सकेगा।

❖ पशु आहार, चारा एवं चरागाह

- बीकानेर में पशु आहार की जांच के लिए राष्ट्रीय कृषि विकास योजना में 150 लाख रुपये की राशि व्यय करके अत्याधुनिक राज्य स्तरीय पशु आहार जांच प्रयोगशाला स्थापित की गई है।
- देश में प्रथम बार हाइड्रोपोनिक्स विधि से सेवण घास उगाने की तकनीक विकसित की गई तथा इसका जमीन में सफलतापूर्वक रोपण भी किया गया है।
- रिलायन्स इण्डस्ट्रीज लिमिटेड के साथ हरे चारे को लम्बे समय तक साइलेज बैग में संरक्षित किए जाने की तकनीक को पशुपालकों के लिए प्रदर्शित किया जा रहा है।

❖ पशु रोग

- बीकानेर में पशु रोगों पर नियंत्रण हेतु विश्वविद्यालय द्वारा 36.50 लाख रुपये की राशि से वैक्सिनोलॉजी एवं बायोलॉजिकल प्रॉडक्ट्स रिसर्च केन्द्र शुरू किया गया।

- वेटरनरी विश्वविद्यालय, बीकानेर में ढाई करोड़ रुपये की लागत से पशु रोगों के निदान के लिए देश में पहली बार राजस्थान में पशु सीटी स्केन मशीन स्थापित की जा रही है। इस मशीन की स्थापना से पशु रोगों का मनुष्यों की तरह सटीक निदान हो सकेगा।
- बीकानेर में पशुओं के लिए ब्लड बैंक की सुविधा प्रारंभ की गई।
- पशुओं में होने वाले संभावित पशु रोगों का पूर्वानुमान भी विश्वविद्यालय द्वारा प्रत्येक माह जारी किया जा रहा है।
- जामडोली, जयपुर में आयोजना मद से 630 लाख रुपये की राशि से वेटरनरी क्लीनिकल कॉम्प्लेक्स का निर्माण शुरू किया गया है।

❖ ऊँट

- ऊँटों के रोगों पर राज्य के शुष्क एवं अर्द्ध-शुष्क क्षेत्रों में उपयोग के अध्ययन हेतु रु. 250.00 लाख की एक परियोजना राष्ट्रीय कृषि विकास योजनान्तर्गत विश्वविद्यालय को स्वीकृत की गई है जिसके परिणाम ऊँटों के रोगों के निदान एवं उपचार में सहायक सिद्ध हो रहे हैं।
- वेटरनरी विश्वविद्यालय का राष्ट्रीय उष्ट्र अनुसंधान केन्द्र, बीकानेर के साथ अंतर संस्थागत सहयोग भी स्थापित किया गया।
- ऊँटनी के दूध के चिकित्सकीय उपयोग पर अनुसंधान हेतु वेटरनरी विश्वविद्यालय, बीकानेर एवं आयुर्वेद विश्वविद्यालय, जोधपुर के मध्य अनुसंधान की कार्ययोजना प्रक्रियाधीन है।
- माननीय मुख्यमंत्री महोदया की वर्ष 2015-16 की बजट घोषणा सं. 92 की अनुपालना में राष्ट्रीय पशु जैव प्रौद्योगिकी संस्थान, हैदराबाद के सहयोग से ऊँटों की आनुवंशिकी, रोग प्रतिरोधक क्षमता एवं दुग्ध पर अनुसंधान हेतु परियोजना प्रस्ताव तैयार कर लिया गया है जो राज्य सरकार के विचाराधीन है।
- विश्वविद्यालय के वैज्ञानिकों द्वारा एक जर्नल "जर्नल ऑफ केमल प्रैक्टिस एंड रिसर्च" भी पिछले 22 वर्षों से प्रकाशित किया जा रहा है जिसमें भारत सहित विश्व के अनेक देशों के शोध पत्र प्रकाशित किये जाते हैं।
- ऊँटों के उपचार हेतु अत्याधुनिक चिकित्सा सुविधा—ट्रेविस व डाउनर बे का निर्माण।
- अल्जीरिया के शोधार्थी द्वारा ऊँटों के दूध पर शोध कार्य राजुवास में शुरू।

❖ बकरी विकास

- धौलपुर में बकरी विकास केन्द्र की स्थापना की जा रही है।

❖ अश्व

- मारवाड़ी नस्ल के घोड़ों हेतु कृत्रिम गर्भाधान सुविधा प्रदान की जा रही है।

❖ मुर्गी विकास

- राजुवास के वैज्ञानिकों द्वारा स्वदेशी कड़कनाथ के साथ विदेशी नस्ल के संकरण से "राजुवास ब्रॉयलर" तैयार किया गया। इससे 200 से अधिक अण्डे प्रतिवर्ष तथा 10 सप्ताह में वजन 1.75 किग्रा प्राप्त किया गया है।

❖ जल स्वावलंबन

- वेटरनरी विश्वविद्यालय, बीकानेर परिसर में 50 लाख रुपये की राशि से वर्षा जल संग्रहण तंत्र का निर्माण किया गया है जिसमें साढे ग्यारह लाख लीटर वर्षाजल के संग्रहण और रिचार्ज की व्यवस्था है।

❖ अन्य अनुसंधान परियोजनाएं

- राष्ट्रीय कृषि विकास योजना में 95 करोड़ रुपये राशि की चार नई परियोजनाओं को स्वीकृति।
- भारत सरकार की महिला वैज्ञानिक योजना में शोध परियोजना को मंजूरी।

❖ राज्य सरकार द्वारा भूमि आवंटन

विश्वविद्यालय की गतिविधियों को पूरे राज्य में फैलाने के उद्देश्य से राज्य सरकार ने विश्वविद्यालय के जयपुर कॉलेज,

जिलों में स्थित पशुधन अनुसंधान केन्द्रों और पशुचिकित्सा प्रशिक्षण एवं अनुसंधान केन्द्रों हेतु भूमि उपलब्ध करवाई गई है।

- आंगई बकरी फार्म (धौलपुर) में 25 बीघा भूमि आवंटित की गई है।
- पशुचिकित्सा प्रशिक्षण एवं अनुसंधान केन्द्र लूनकरणसर (बीकानेर) में 5776 वर्ग मीटर।
- पशुधन अनुसंधान केन्द्र बोजुन्दा (चितौड़गढ़) 108.67 हेक्टेयर।
- पशुचिकित्सा प्रशिक्षण एवं अनुसंधान केन्द्र सिरियाकला (झुंझुनू) में 1 हेक्टेयर।
- पशुधन अनुसंधान केन्द्र ताल ओडेला (धौलपुर) 3 बीघा 19 बिस्वा।
- पशुधन अनुसंधान केन्द्र डग (झालावाड) 268.41 बीघा।
- पशुचिकित्सा प्रशिक्षण एवं अनुसंधान केन्द्र डूंगरपुर 12 बीघा।
- राज्य सरकार द्वारा पशु चिकित्सा प्रशिक्षण एवं अनुसंधान केन्द्र जोधपुर हेतु 5 बीघा भूमि का आवंटन किया गया।

6.5 शिक्षा और अनुसंधान में सहभागिता के नये समझौते

- पंचगव्य तकनीक की आयुर्वेद चिकित्सा में उपयोगिता और पशुपालकों के लाभ के लिए डॉ. सर्वपल्ली राधाकृष्णन् राजस्थान आयुर्वेद विश्वविद्यालय से अनुसंधान शुरू।
- रिलायन्स इण्डस्ट्रीज लिमिटेड के साथ हरे चारे को लम्बे समय तक साइलेज बैग में संरक्षित किए जाने की तकनीक।
- केन्द्रीय भेड़ एवं ऊन अनुसंधान संस्थान अविकानगर के साथ मिलकर भेड़ों के स्वास्थ्य और उत्पादन के अनुसंधान।
- राष्ट्रीय अश्व अनुसंधान केन्द्र, हिसार के साथ अश्व नस्लों के अनुसंधान और शिक्षण कार्य।
- सहज (सहज इनक्लूसिव ऑपरच्यूनिटीज इंडिया प्रा. लि., जयपुर) के साथ पशुपालन की नवीन तकनीक, दुग्ध उत्पादन व विपणन कार्यों को पशुपालकों तक पहुंचाना।
- शरह नथानिया गोचर भूमि संरक्षण एवं विकास समिति, बीकानेर के साथ मिलकर गोचर विकास, देशी गोवंश व पर्यावरण के संरक्षण एवं संवर्द्धन के कार्य।
- बेंगलूरू के प्राक्रुटिक ट्रस्ट और माइक्रोग्राम फाउन्डेशन के साथ मिलकर पशुपालन के क्षेत्र में आधुनिक तकनीक और अनुसंधान को पशुपालकों तक पहुंचाना।
- उरमूल ट्रस्ट के साथ प्रशिक्षण, अनुसंधान, प्रसार एवं विकास के लिए संस्थागत सहभागिता।
- हिमाचल प्रदेश की महावतार बाबाजी कामधेनु गोशाला समिति, थपला (उना) के साथ हिमाचल प्रदेश में गो-संरक्षण, संवर्द्धन, पर्यावरण, अनुसंधान प्रशिक्षण एवं प्रसार का कार्य।
- राष्ट्रीय उष्ट्र अनुसंधान केन्द्र के साथ करार हुआ।

6.6 प्रशिक्षण व प्रसार कार्य

- **वेटरनरी यूनिवर्सिटी प्रशिक्षण एवं अनुसंधान केन्द्रों की स्थापना :** सरकार की नीति है कि प्रत्येक जिले में विश्वविद्यालय का एक प्रशिक्षण एवं अनुसंधान केन्द्र खोला जाये जहाँ पर वर्तमान में विश्वविद्यालय का कोई केन्द्र नहीं है। इसी नीति के तहत अब तक सूरतगढ़, लाडनूं, चूरू, कुम्हेर, कोटा, अजमेर, सिरोही, डूंगरपुर, टोंक, चित्तौडगढ़, लूनकरणसर, धौलपुर तथा जोधपुर में तेरह वेटरनरी यूनिवर्सिटी प्रशिक्षण एवं अनुसंधान केंद्रों की स्थापना की गई है। इन प्रशिक्षण एवं अनुसंधान केन्द्रों के माध्यम से पशुपालकों को नवीनतम तकनीकें तीव्र गति से प्रसारित की जा सकेंगी, साथ ही स्थानीय समस्याओं पर अनुसंधान एवं उनका समाधान भी जिले में ही संभव हो पायेगा। इस हेतु इन केन्द्रों पर दो प्रयोगशालाएं भी स्थापित होंगी, जिनमें रोग निदान तथा चारे-दाने की जांच भी हो सकेगी।
- **टोल फ्री हेल्पलाइन का शुभारंभ :** माननीय राज्यपाल श्री कल्याण सिंह ने 16 नवम्बर, 2016 को वेटरनरी विश्वविद्यालय की महत्त्वाकांक्षी टोल-फ्री हेल्पलाइन सेवा का शुभारंभ किया। चौबीस घण्टे इस टोल-फ्री नम्बर पर कृषक, पशुपालक और विद्यार्थी किसी भी समय पर वेटरनरी विश्वविद्यालय के विशेषज्ञों, शिक्षकों अथवा अधिकारियों से बातचीत कर अपनी जिज्ञासा तथा शंकाओं का समाधान प्राप्त कर सकेंगे।

- **प्रशिक्षण एवं पशुचिकित्सा शिविर :** वेटरनरी विश्वविद्यालय की विभिन्न इकाइयों और संस्थानों द्वारा गत तीन वर्षों में 583 प्रशिक्षण शिविरों का आयोजन कर 18663 कृषक और पशुपालकों को प्रशिक्षित किया गया। विश्वविद्यालय द्वारा 29 पशुचिकित्सा शिविरों का आयोजन करके 689 पशुओं को लाभ पहुँचाया गया। 67 विचार-गोष्ठी और वैज्ञानिक संवाद कार्यक्रमों का आयोजन करके 2501 कृषक-पशुपालक लाभान्वित किये गए।
- **पशुपालन व कृषि मेलों में प्रदर्शनियों का आयोजन :** वेटरनरी विश्वविद्यालय ने राष्ट्रीय स्तर पर दिल्ली, बेंगलूरु, नागपुर और मुक्तसर (पंजाब) में आयोजित पशुपालन व कृषि मेलों में 6 प्रदर्शनियों का आयोजन किया। राज्य स्तर पर जयपुर, बीकानेर, जोधपुर, हनुमानगढ़, पाली, सूरतगढ़ और अविकानगर में भी 7 प्रदर्शनियों का आयोजन किया गया। इन सभी प्रदर्शनियों में विश्वविद्यालय की हाईड्रोपोनिक्स तकनीक से हरा चारा व सेवण घास उगाने एवं पशुचिकित्सा व पशुपालन की अत्याधुनिक तकनीकों का प्रदर्शन किया गया जो राज्य एवं राष्ट्रीय स्तर पर सराही गई।
- **राजुवास तकनीकी म्यूजियम की स्थापना :** विश्वविद्यालय में तकनीकी म्यूजियम की स्थापना की गई है।
- **पशुपालकों के हित में रेडियो कार्यक्रम :** माननीय प्रधानमंत्री महोदय द्वारा रेडियो पर "मन की बात" कार्यक्रम के जरीये देश के दूर-दराज के क्षेत्रों में रेडियो की उपयोगिता की अवधारणा को पुर्नजीवित किया है। राजुवास ने एक रेडियो कार्यक्रम "धीणें री बात्यां" प्रारंभ किया है। राजस्थान के सभी 17 आकाशवाणी केन्द्रों से प्रत्येक गुरूवार को शाम 5.30 से 6.00 बजे तक राजस्थान के सभी आकाशवाणी केन्द्रों से प्रसारित किया जा रहा है। पिछले तीन वर्ष में इस कार्यक्रम की 200 कड़ियों का प्रसारण किया गया है। इस कार्यक्रम के श्रोताओं की संख्या में बहुत अधिक वृद्धि हुई है।
- **पशुपालकों के हित में प्रकाशन कार्यक्रम :** पशुपालकों तक अपनी पहुँच के उद्देश्यों तथा समय-समय पर जानकारी देने हेतु राजुवास द्वारा "पशुपालन-नये आयाम" मासिक समाचार पत्र प्रारंभ किया गया है, जिसके अब पोस्टल रजिस्ट्रेशन नंबर भी प्राप्त हो गये हैं। अब तक "पशुपालन-नये आयाम" के 25 अंक प्रकाशित किये जा चुके हैं। प्रसार शिक्षा कार्यक्रम के तहत पशुपालकों और कृषकों के हित में त्रैमासिक पत्रिका "पशु आहार एवं चारा बुलेटिन" का प्रकाशन शुरू किया गया है तथा पिछले दो वर्षों में कुल 8 अंक प्रकशित किये जा चुके हैं। इन प्रकाशनों के साथ ही किसानों एवं पशुपालकों के लिए अन्य प्रचार सामग्री का प्रकाशन भी किया जा रहा है।
- **पशुपालकों के लिए उपयोगी प्रकाशन वेबसाइट पर उपलब्ध :** माननीय मुख्यमंत्री महोदया ने बीकानेर प्रवास के दौरान विश्वविद्यालय के कोडमदेसर अनुसंधान केन्द्र के भ्रमण के दौरान यह सलाह दी थी कि विश्वविद्यालय अपने सभी प्रकाशनों को, जो कि किसानों के उपयोग के हैं, विश्वविद्यालय की वेबसाइट पर उपलब्ध करवाये। माननीय मुख्यमंत्री महोदया की सलाह के अनुरूप पिछले अंकों सहित किसानोपयोगी सभी प्रकाशन विश्वविद्यालय की वेबसाइट पर उपलब्ध करवा दिये गये हैं।

6.7 उद्घाटन एवं लोकार्पण

- माननीय राज्यपाल द्वारा विश्वविद्यालय में ई-शासन के तहत एकीकृत विश्वविद्यालय प्रबंधन केन्द्र का उद्घाटन बीकानेर में 15 सितम्बर, 2015 को किया गया।
- राजस्थान खादी एवं ग्रामोद्योग के अध्यक्ष श्री शंभूदयाल बड़गुजर द्वारा 30 मई, 2016 को राजुवास में पशुओं के नेत्र शल्य चिकित्सा ऑपरेशन थिएटर का उद्घाटन।
- माननीय राज्यपाल श्री कल्याण सिंह ने 15 सितम्बर, 2015 को राजुवास तकनीकी म्यूजियम का लोकार्पण किया।
- माननीय राज्यपाल श्री कल्याण सिंह ने 11 दिसम्बर, 2015 को राजुवास परिसर, बीकानेर में वर्षाजल संरक्षण तंत्र का लोकार्पण किया।
- माननीय राज्यपाल श्री कल्याण सिंह ने 11 दिसम्बर, 2015 को राजुवास परिसर में नवीनीकृत पशुपालन विश्राम-गृह का लोकार्पण किया।
- केन्द्रीय खाद्य एवं उपभोक्ता मामले राज्यमंत्री श्री सी.आर. चौधरी द्वारा 7 अक्टूबर, 2016 को पशु विविधिकरण सजीव मॉडल में प्रशिक्षण केन्द्र का उद्घाटन।
- श्रम एवं रोजगार राज्यमंत्री श्री सुरेन्द्र पाल सिंह टीटी द्वारा 31 जनवरी, 2016 को पशुचिकित्सा विश्वविद्यालय प्रशिक्षण एवं अनुसंधान केन्द्र, सूरतगढ़ के नए भवन का लोकार्पण।

- माननीय राज्यपाल श्री कल्याण सिंह ने 28 अप्रैल, 2016 को पशुधन अनुसंधान केन्द्र कोडमदेसर (बीकानेर) में स्वदेशी गोवंश प्रजनन फॉर्म की आधारभूत सुविधाओं का लोकार्पण किया।

❖ विमोचन

- माननीय मुख्यमंत्री द्वारा "चारगाह विकास तकनीक में वेटरनरी विश्वविद्यालय के नए आयाम" पुस्तिका का 25 जनवरी, 2016 को विमोचन।
- कृषि एवं पशुपालन मंत्री श्री प्रभुलाल सैनी द्वारा "प्रदेश में पशुपालन के विकास में राजुवास के प्रयास" 24 जून, 2016 को पुस्तिका का विमोचन।
- कृषि एवं पशुपालन मंत्री श्री प्रभुलाल सैनी ने राजुवास के "पशुपालन नए आयाम" एग्रीटेक विशेषांक का 9 नवम्बर, 2016 को विमोचन।
- गृहमंत्री श्री गुलाबचंद कटारिया ने "पशुओं के लिए पौष्टिक पशु आहार अजोला" पुस्तिका का 10 नवम्बर, 2016 को विमोचन किया।
- वन एवं पर्यावरण राज्यमंत्री श्री राजकुमार रिणवां द्वारा 16 जनवरी, 2016 को उन्नत पशुपोषण एवं हाइड्रोपोनिक्स तकनीक द्वारा हरा चारा उत्पादन प्रशिक्षण संदर्शिका का विमोचन।
- वन एवं पर्यावरण मंत्री श्री राजकुमार रिणवां ने 23 जुलाई, 2016 को पशु आहार एवं चारा बुलेटिन के नवीन अंक का विमोचन किया।
- केन्द्रीय कृषि राज्यमंत्री श्री पुरुषोत्तम रूपाला द्वारा 12 अक्टूबर, 2016 को पशु आहार व चारा बुलेटिन का नई दिल्ली में विमोचन।

❖ राष्ट्रीय/अन्तरराष्ट्रीय वैज्ञानिक सम्मेलनों से ज्ञान का आदान-प्रदान

- अखिल भारतीय समन्वित अनुसंधान परियोजनोओं की पहली वार्षिक बैठक का आयोजन 17-18 अप्रैल, 2015 को बीकानेर में किया गया। गाय-भैंसों में प्रजनन क्षमता के विकास और उत्सर्जित मीथेन के आकलन कार्यों की समीक्षा की गई।
- पशुओं में डॉयग्नोस्टिक इमेजिंग पर अखिल भारतीय नेटवर्क परियोजना की समीक्षा बैठक 24 जुलाई, 2015 को बीकानेर में आयोजित की गई।
- सूक्ष्म जीव विज्ञान एवं पशु जैव तकनीकी में अनुवादकीय शोध पर विशेषज्ञों-वैज्ञानिकों की राष्ट्रीय सेमिनार 7-8 अक्टूबर, 2015 को बीकानेर में आयोजित की गई जिसमें 250 वैज्ञानिकों ने भाग लिया।
- गोपालन विभाग राजस्थान के सहयोग से गोशाला प्रबंध को वेटरनरी और आयुर्वेद अधिकारियों की कार्यशाला 20 फरवरी, 2016
- वेटरनरी मेडिसिन फोरेन्सिक पर राष्ट्रीय कार्यशाला आयोजित 5-6 मार्च, 2016
- 5 एफ और हाइड्रोपोनिक्स तकनीक पर राष्ट्रीय कार्यशाला आयोजित 26 फरवरी, 2016
- राजस्थान मेला प्राधिकरण, जयपुर के सहयोग से मेलों में आपदा प्रबंधन पर कार्यशाला 12 मई, 2016
- राज्य सरकार की एम. पावर परियोजना में बकरी आधारित आजीविका पर कार्यशाला 12 अप्रैल, 2016
- गोशाला संचालकों का संभागीय सम्मेलन आयोजित 18 सितम्बर, 2016
- वेटरनरी विश्वविद्यालय और इंडियन एसोसिएशन ऑफ वेटरनरी पब्लिक हैल्थ स्पेशलिस्ट के संयुक्त तत्त्वावधान में 20-21 नवम्बर, 2016 को" वेटरनरी कॉलेज नवानियाँ (उदयपुर) में "इनोवेटिव अप्रोचेज टू प्रमोट फूड सेफ्टी एण्ड रिड्यूस दी रिस्क ऑफ जूनोटिक डिजिजेज इन कॉन्टेस्ट ऑफ क्लाइमेट चेन्जेज" विषय पर 14वी वार्षिक संगोष्ठी और राष्ट्रीय सिम्पोजियम का आयोजन किया गया।
- वेटरनरी विश्वविद्यालय और अखिल भारतीय विद्यार्थी परिषद् के तत्त्वावधान में 19 नवम्बर, 2016 को "एग्रीवीजन" विषय पर कृषि एवं पशुचिकित्सा शिक्षा विद्यार्थियों और शिक्षकों की एकदिवसीय कार्यशाला आयोजित की गई।

❖ राष्ट्रीय और राज्य स्तरीय मेलों और प्रदर्शनियों में सहभागिता

वैज्ञानिक रीति-नीति और नवाचारों को आम जन तक पहुँचाने के लिए प्रसार शिक्षा निदेशालय द्वारा गत तीन वर्षों में राज्य और देश के विभिन्न स्थानों पर 18 प्रदर्शनियों का आयोजन कर पशुपालन और चिकित्सा तकनीकों का प्रसार किया गया :

- 8-12 जनवरी, 2015 मुक्तसर (पंजाब) में प्रोग्रेसिव पंजाब लाइवस्टॉक एक्सपो-2015 में प्रदर्शनी।
- राष्ट्रीय डेयरी अनुसंधान संस्थान, करनाल में 1-2 मार्च, 2015 को 12वें कृषि विज्ञान मेला कांग्रेस में प्रदर्शनी।
- कृषि विज्ञान केन्द्र गोद गांव (उदयपुर) में 1-2 मार्च, 2015 को कृषि मेला।
- केन्द्रीय अर्द्ध-शुष्क अनुसंधान संस्थान जोधपुर में 24 सितम्बर, 2015 में 46वां कृषि मेला।
- राजस्थान धरोहर संरक्षण एवं प्रोन्नत प्राधिकरण द्वारा नेहड़ी देशनोक (बीकानेर) में 28 अक्टूबर, 2015 को प्रदर्शनी का आयोजन।
- सादड़ी (पाली) में आयोजित 6-8 नवम्बर, 2015 को मारवाड़ केमल कल्चर फेस्टिवल में प्रदर्शनी।
- सूचना एवं जन सम्पर्क विभाग, राजस्थान द्वारा जयपुर में 13-16 दिसम्बर, 2015 को राज्य स्तरीय प्रदर्शनी।
- 8-12 जनवरी, 2016 को 8वें राष्ट्रीय पशुधन चैम्पियनशिप और एक्सपो-2016 मुक्तसर (पंजाब) में प्रदर्शनी।
- राजस्थान धरोहर संरक्षण एवं प्रोन्नति प्राधिकरण द्वारा गोगामेड़ी (हनुमानगढ़) में 19 जनवरी, 2016 में प्रदर्शनी।
- 28 मार्च, 2016 को पूसा नई दिल्ली में कृषि उन्नति मेले में प्रदर्शनी का आयोजन।
- केन्द्रीय भेड़ एवं ऊन अनुसंधान संस्थान, अविकानगर द्वारा 28 मार्च, 2016 को "राष्ट्रीय भेड़ व किसान मेले में प्रदर्शनी
- स्वामी केशवानंद राजस्थान कृषि विश्वविद्यालय बीकानेर द्वारा 30 अप्रैल, 2016 को किसान मेला और कृषि प्रदर्शनी में भाग लिया।
- केन्द्रीय शुष्क अनुसंधान संस्थान, जोधपुर में 21 सितम्बर, 2016 को प्रदर्शनी का आयोजन।
- राज्य सरकार द्वारा जयपुर में 9-11 नवम्बर 2016 को आयोजित ग्लोबल राजस्थान एग्रीमीट-2016 में प्रदर्शनी का आयोजन।
- 9वीं राष्ट्रीय पशुधन चैम्पियनशिप और एक्सपो-2016 मुक्तसर, पंजाब में 2-5 दिसम्बर, 2016 को प्रदर्शनी का आयोजन।
- राज्य सरकार द्वारा बीकानेर में 13-19 दिसम्बर, 2016 को आयोजित सुराज प्रदर्शनी में राजुवास स्टॉल की प्रदर्शनी।
- केन्द्रीय भेड़ एवं ऊन अनुसंधान संस्थान, अविकानगर द्वारा 4 जनवरी, 2017 को "राष्ट्रीय भेड़ व ऊन मेले" में प्रदर्शनी।
- 104वीं राष्ट्रीय विज्ञान कांग्रेस में 3-7 जनवरी, 2017 को राजुवास प्रदर्शनी का आयोजन।
- 13वीं कृषि विज्ञान कांग्रेस बेंगलूरु में 22-24 फरवरी, 2017 को राजुवास प्रदर्शनी का आयोजन।
- एग्री यूनिफेस्ट-2017 का 22-25 फरवरी, 2017 तक बीकानेर में आयोजन।
- ग्लोबल राजस्थान एग्रीटेक मीट कोटा में 24-25 मई, 2017 में प्रदर्शनी का आयोजन।
- जिला स्तरीय कृषि एवं पशुविज्ञान मेले का 6 अक्टूबर, 2017 को बीकानेर में आयोजन किया गया।
- ग्लोबल राजस्थान एग्रीटेक मीट उदयपुर में 7-9 नवम्बर, 2017 में प्रदर्शनी का आयोजन।

7. सार संक्षेप

राजस्थान पशुचिकित्सा और पशु विज्ञान विश्वविद्यालय, बीकानेर राजस्थान पशुचिकित्सा और पशु विज्ञान विश्वविद्यालय अधिनियम 2010 की धारा 1 उपखण्ड (3) के अन्तर्गत नवस्थापित विश्वविद्यालय है। विश्वविद्यालय के कुलाधिपति स्वयं महामहिम राज्यपाल है। इस विश्वविद्यालय की स्थापना दिनांक 13 मई, 2010 को की गई।

वेटरनरी विश्वविद्यालय के संघटक महाविद्यालय बीकानेर, नवानियाँ (उदयपुर) एवं पी.जी.आई.वी.ई.आर., जयपुर में स्नातक, स्नातकोत्तर एवं विद्या-वाचस्पति पाठ्यक्रम चलाये जा रहे हैं। स्नातक पाठ्यक्रम हेतु 240 सीटें, स्नातकोत्तर पाठ्यक्रम के 18 विषयों हेतु 104 सीटें एवं विद्या-वाचस्पति पाठ्यक्रम के 16 विषयों हेतु 42 सीटें उपलब्ध है। विश्वविद्यालय द्वारा पशुपालन में दो वर्षीय डिप्लोमा पाठ्यक्रम प्रदेश के 72 शिक्षण केद्रों पर चलाया जा रहा है जिसमें प्रतिवर्ष लगभग 6,850 विद्यार्थी प्रशिक्षित हो रहे हैं। विश्वविद्यालय के स्वीकृत कुल 1,152 (शैक्षणिक एवं अशैक्षणिक) पदों पर 156 शैक्षणिक स्टॉफ तथा शेष अशैक्षणिक पदों पर

कुल 312 अधिकारी/कर्मचारी कार्यरत है। विश्वविद्यालय ने तमाम गतिविधियों को ई-गर्वनेंस के तहत लाकर प्रवेश, भर्ती और उत्तरपुस्तिका की जाँच की प्रक्रिया को ऑनलाइन किया है। ऑनलाइन उत्तर पुस्तिकाओं की जाँच करवाने वाला यह विश्वविद्यालय देश का प्रथम विश्वविद्यालय बन गया है।

विश्वविद्यालय शिक्षा, अनुसंधान और प्रसार के निष्पादन के लिए समस्त सुविधाओं से सम्पन्न है। सरकार की नीति के अनुसार प्रत्येक जिले में विश्वविद्यालय का एक प्रशिक्षण एवं अनुसंधान केन्द्र खोला जाये जिसकी क्रियान्विति में अब तक 13 स्थानों पर वीयूटीआरसी खोले जा चुके हैं। विश्वविद्यालय द्वारा समय-समय पर पशुपालकों और किसानों के प्रशिक्षण के लिए कृषि मेलों एवं प्रदर्शनियों का आयोजन किया जाता है। वेटरनरी विश्वविद्यालय की विभिन्न इकाइयों और संस्थानों द्वारा गत तीन वर्षों में 583 प्रशिक्षण शिविरों का आयोजन कर 18,663 कृषक और पशुपालकों को प्रशिक्षित किया गया। विश्वविद्यालय द्वारा 29 पशुचिकित्सा शिविरों का आयोजन करके 689 पशुओं को लाभ पहुँचाया गया। 67 विचार-गोष्ठी और वैज्ञानिक संवाद कार्यक्रमों का आयोजन करके 2,501 कृषक-पशुपालक लाभान्वित किये गए। विश्वविद्यालय द्वारा रेडियो कार्यक्रम "धीणे री बात्यां" प्रदेश के सभी 17 आकाशवाणी केन्द्रों से प्रत्येक गुरुवार सायं 5.30 से 6.00 बजे तक प्रसारित किया जा रहा है।

मानसरोवर जयपुर परिसर में राष्ट्रीय कृषि विकास योजना के तहत 150 लाख रुपये की राशि से उन्नत दुग्ध जांच प्रयोगशाला स्थापित की गई है। अभी तक राज्य के 28 जिलों से प्राप्त 4,797 नमूनों की जांच की जा चुकी है। जांच परिणामों का परीक्षण जारी है जिसमें प्रमुखतया मिलावट, कीटनाशकों की उपस्थिति तथा रोगकारक बैक्टीरिया की उपस्थिति के क्षेत्रों का पता लग सकेगा। बीकानेर में पशु रोगों पर नियंत्रण हेतु विश्वविद्यालय द्वारा 36.50 लाख रुपये की राशि से वैक्सिनोलॉजी एवं बायोलॉजिकल प्रोडक्ट्स रिसर्च केन्द्र शुरू किया गया।

वेटरनरी विश्वविद्यालय, बीकानेर में ढाई करोड़ रुपये की लागत से पशु रोगों के निदान के लिए देश में पहली बार राजस्थान में पशु सीटी स्केन मशीन स्थापित की जा रही है। इस मशीन की स्थापना से पशु रोगों का मनुष्यों की तरह सटीक निदान हो सकेगा। जामडोली, जयपुर में आयोजना मद से 630 लाख रुपये राशि से वेटरनरी क्लीनिकल कॉम्प्लेक्स का निर्माण शुरू किया गया है।

विश्वविद्यालय ने राज्य के विभिन्न स्थानों पर स्थित 8 पशुधन अनुसंधान केन्द्रों पर राज्य की 6 देशी गोवंश नस्लों—राठी, थारपारकर, गिर, साहीवाल, मालवी और कांकरेज के विकास और संवर्द्धन का कार्य शुरू किया है। इसके तहत पशुपालकों व गोशालाओं को स्वदेशी गोवंश प्रजनन के लिए उन्नत किस्म के बछड़े और सांड उपलब्ध करवा रहे हैं। राजुवास द्वारा 1,000 से भी अधिक श्रेष्ठतम नस्ल के बछड़े व सांड उपलब्ध करवाए गए हैं। इससे गोशालाओं और पशुपालकों के यहां स्वदेशी गोवंश की संख्या में बढ़ोतरी के साथ हैरिटेज जीन बैंक की अवधारणा को मूर्त रूप मिल रहा है। अपनी स्थापना के सिर्फ कुछ ही वर्षों में राजुवास देश के प्रतिष्ठित विश्वविद्यालयों की सूची में शुमार हो चुका है। विश्वविद्यालय का यह प्रयास रहेगा कि राजस्थान में पशुपालन और अधिक तकनीकी रूप से समृद्ध हो तथा यहां के पशुपालक को तकनीकी जानकारी किसी भी दूसरे राज्य के मुकाबले अधिक हो ताकि आने वाले समय में जलवायु परिवर्तन की स्थिति में पशुपालन कृषि व्यवसाय को संबल प्रदान कर सकें। यह विश्वविद्यालय समाज, पशुपालकों और राज्य के हितों के लिए नित-नये कार्यक्रमों व योजनाओं के साथ लोगों की अपेक्षाओं पर खरा उतरने के लिए प्रयत्नशील है। हमारा प्रयास होगा कि यह विश्वविद्यालय दुनिया के सिरमौर विश्वविद्यालयों में शामिल हो।

1. Introduction

The animal husbandry sector in India in general and Rajasthan in specific harboring a fabulous livestock wealth, having very significant in providing subsidiary source of income to the large number of small farmers, marginal farmers, BPL familiar and agricultural laborers. Distribution of livestock wealth in more equalitarian compared to land. Marginal farmers contribute core livestock production centre. Over 50 percent of all species are owned by marginal farmers and livestock sector is extremely livelihood intensive as well as major source of substance. In Rajasthan animal husbandry is not merely a subsidiary to agriculture but it is a major economic activity specially in arid and semiarid regions, thus providing much needed insurance against prominently occurring scarcity conditions. This sector among all agricultural sectors has the highest potential for rural self employment with the lowest possible investment and risk. Development of livestock sector therefore, is critical to rural prosperity.

1.1 Initiation of Rajasthan University of Veterinary and Animal Sciences

The State Government took major initiative in education, research and extension in the field of Veterinary and Animal Science by establishing a separate Rajasthan University of Veterinary and Animal Sciences, Bikaner was 13th may, 2010, bifurcating the Veterinary and Animal Science faculty from Swami Keshwanand Rajasthan Agricultural University, Bikaner and Maharana Pratap University of Agriculture and Technology, Udaipur. The Headquarter of Rajasthan University of Veterinary and Animal Sciences is located at the premises of College of Veterinary and Animal Science building at Bikaner.

1.2 Role and Mandate of the University

The RAJUVAS is envisaged to accomplish the following roles under the mandate of the University:

- To plan, initiate, guide, co-ordinate and monitor the research in the field of Veterinary and Animal Science.
- To maintain liaison with State and Central Government, ICAR, DST and other National and International Funding agencies for obtaining the financial support for various veterinary and animal science research programmes.
- To monitor animal health programme through disease investigation and surveillance.
- To impart quality professional education, to develop technologies suitable for promoting animal production in the State of Rajasthan, to transfer the technologies to field functionaries and to develop a center of higher learning, research and extension in the field of veterinary and animal science.

1.3 Objectives of the University

The RAJUVAS has been established to achieve following objectives:

- Making provisions for imparting education towards development of quality human resource, in different branches of specialization of veterinary and animal sciences.
- Furthering the advancement of learning and conducting of research;
- Undertaking extension education.
- Promoting partnership and linkages with national and international institutions.
- Liaisoning and establishing vital linkages with the concerned line departments working in the fields of animal husbandry, fisheries and dairy development, animal technology in the State, by whatever name called, governed by the Government of Rajasthan as well as the Union Government;
- Liaison with National and International Research Institutes, specialized in the field of veterinary, animal, dairy and fishery science technologies with a view to keep abreast of the latest technology.

1.4 Powers and Functions of the University

As per the provisions in the act, the RAJUVAS has been entrusted following powers and functions to achieve its objectives:

- To provide instructions, training and research in veterinary and animal sciences including self finance mode.

- To provide and disseminate the findings of research and technical information through extension education programmes.
- To institute degrees, diplomas and other academic distinctions in veterinary and animal sciences.
- To institute courses of study and hold examinations for and confer degrees, diplomas and other academic distinctions on persons who have perused and qualified for a prescribed course of study or research or both in the University.
- To confer honorary degrees or other distinctions as may be prescribed by statutes.
- To provide lectures, training and instructions for field workers, livestock farmers and other persons not enrolled as regular students of the University.
- To collaborate in academic, research and extension education programmes with other Universities, institutes of Indian Council of Agricultural Research and public or private research and development organizations or institutions.
- To establish, run and maintain colleges, research stations, Krishi Vigyan Kendra and any other institutions relating to veterinary and animal sciences.
- To affiliate colleges, institutions or units to the University under conditions prescribed and to withdraw affiliation from colleges, institutions or units.
- To establish and maintain laboratories, libraries, research stations and institutions and museums for teaching, research and extension education.
- To institute teaching, research and extension education posts and to appoint persons to such posts.
- To create administrative and other posts and to appoint persons to such posts.
- To institute and award fellowships, scholarships, studentships, bursaries, exhibitions, medals and prizes in accordance with the statutes. To establish and maintain hostels, to recognize hostels not maintained by the University and to withdraw recognition there from.
- To establish and maintain residential accommodation for the employees of the University.
- To fix, demand and receive such fees and other charges as may be prescribed.
- To supervise and control residence, conduct and discipline of the students of the University and to make arrangements for promoting their health and welfare.
- To do all such and things, whether incidental to the powers and functions aforesaid or not, as may be necessary or desirable to further the objectives of the University.
- The University would also work 1) To provide trained work force in the field of Veterinary and Animal Sciences 2) To enable the professionals to identify problems of the community and carry out research work and 3) To enable the professionals to generate self-employment opportunities by way of field level trainings.

2. University Administration

His Excellency, the Governor of Rajasthan, is the Chancellor of the University, Vice Chancellor is the Academic Head and Principal Executive office of the University.

The University is governed by the following Authorities.

1. **The Board of Management**
2. **The Academic Council**
3. **The Faculties**
4. **The Board of Studies**
5. **The Research Council**
6. **The Extension Education Council**
7. **The Planning Board**
8. **The Finance Committee**

Besides the authorities, the Vice-Chancellor has also constituted a core Advisory Committee, Public Relation Cell, Prioritization Monitoring and Evaluation (PME) Cell, Directorate of Clinics and University Students Placement Cell.

2.1 Board of Management (BOM) :

The Board of Management (BOM) is constituted under Sub Section (1) of Section 11 of the Rajasthan University of Veterinary and Animal Sciences Act, 2010 dated 13th May 2010. H.E. the Governor of Rajasthan and Chancellor of Rajasthan University of Veterinary and Animal Sciences, Bikaner constituted the Board of Management on 11th Nov., 2010 in accordance to the provisions of the Act. Hon'ble Vice-Chancellor, Rajasthan University of Veterinary and Animal Sciences, Bikaner is the Ex-officio Chairperson of the BOM. The other ex-officio members of BOM are Principal Secretary Animal Husbandry, Dairy & Fisheries Department, Government of Rajasthan, Additional Principal Secretary, Finance Department Government of Rajasthan, Managing Director of Rajasthan Co-operative Dairy Federation, Director Animal Husbandry, Director of Fisheries Rajasthan, and the Registrar, Rajasthan University of Veterinary and Animal Science, Bikaner.

The nominated members of the BOM are Sh. Rajendra Singh Bhadoo, MLA, Suratgarh, Sh. Balram Saharan, Suratgarh, Dr. Amit Nain, Punjab, Smt. Kamna Choudhary, Bikaner, Prof. J.S. Bhatia, Dr. N.V. Patil, Director, NRCC, Dr. R.P. Nayak, Animal Husbandry and Dr. Bharti Opneja, RCDF, Jaipur and a person nominated by Veterinary Council of India.

2.2 Academic Council :

The Academic Council is constituted as per provision of Section 15 of the Rajasthan University of Veterinary and Animal Sciences Act 13 dated 13th May, 2010. The Academic Council is a statutory body consisting of Vice-Chancellor as its Chairman and Registrar as its Member Secretary. Other members of the Council are Secretary to Government, Department of the Animal Husbandry, Dairy and Fisheries, Managing Director of Rajasthan Co-operative Dairy Federation, Director, Animal Husbandry, GOR, Director Fisheries, GOR, Chairperson, Faculty of Veterinary and Animal Science, Dean, CVAS, Bikaner and Navania, Dean, Post Graduate Studies, Dean, Students' Welfare, Director Research, Director Extension Education, and Director Clinics of Rajasthan University of Veterinary and Animal Sciences, Bikaner, ten members amongst Head of the Departments to be nominated by Vice-Chancellor and three persons having special or practical experience in different aspect of veterinary and animal science to be nominated by Vice-Chancellor.

2.3 Faculties :

The Rajasthan University of Veterinary and Animal Sciences, Bikaner is to look after the work of teaching, research and extension in the fields of veterinary and animal science, dairying, fisheries and allied sciences in the state of Rajasthan.

At present only the Faculty of Veterinary and Animal Science is there. Dr. Tribhuwan Sharma has been appointed as the Dean and Faculty Chairman of the Faculty of Veterinary and Animal Science from 13.01.2012 by the Vice Chancellor under Section 17 of the RAJUVAS Act.

2.4 Board of Studies :

Under the Section 18 of the RAJUVAS Act a Board of Studies for each faculty is to be constituted by the Dean of the respective faculty.

The Board of Studies of the faculty of Veterinary and Animal Science has been constituted as: Dean of Faculty is the Chairperson of the Board and the other members are Deans of the constituent and affiliated colleges, four Principals of affiliated Animal Husbandry Diploma Institutions, all Heads of the Departments-cum-Chairperson of Committees of Courses along with conveners of the Committees of Courses of the concerned Faculty, one senior faculty member from each Department nominated by the Dean of Faculty and two external experts nominated by the Dean and Chairman of the Faculty and approved by the Academic Council for a term of two years. Senior most Head of the Department shall be the Member Secretary of the Board of Studies.

2.5 Research Council :

The Research Council is constituted as per provision of Section 19 of the Rajasthan University of Veterinary and Animal Sciences Act 13 dated 13th May, 2010. The Research Council is a statutory body consisting of Vice-Chancellor as its Chairman and Director Research as its Member Secretary, Managing Director of Rajasthan Co-operative Dairy Federation, Director of Animal Husbandry, GOR, Director of Fisheries, GOR, Director of Extension Education, Deans of constituent colleges CVAS, Bikaner and CVAS, Navania, Directors of the University, all Head of the Departments of constituent colleges, all Incharges of Livestock Research Stations, all Principal Investigators of research schemes and projects and four co-opted members as members of the council. The research in University is under the control of Director of Research with its head-quarter at Bikaner.

2.6 Extension Education Council :

The Extension Education Council (EEC) is constituted as per provision of Section 20 of the Rajasthan University of Veterinary and Animal Sciences Act 13 dated 13th May, 2010. The EEC is a statutory body consisting of Vice-Chancellor as its Chairman and Director Extension Education as its Member Secretary, Managing Director of Rajasthan Co-operative Dairy Federation, Director Animal Husbandry, GOR, all Deans of the constituent colleges, all Directors of the University, all Heads of the Departments of constituent colleges of RAJUVAS, all Incharges of Krishi Vigyan Kendra (s) (KVKs), two eminent persons in the field of Extension Education from outside nominated by the Vice-Chancellor, two progressive livestock or fisheries farmers nominated by Vice-Chancellor and CEO, URMUL Trust, Bikaner as its members.

2.7 Planning Board :

Under the Section 21 of the RAJUVAS Act a Planning Board of the University is to be constituted by the Vice-Chancellor of the University. The Planning Board of Rajasthan University of Veterinary and Animal Sciences shall advise generally on the planning and development of the University and keep under review the standard of education and research in the University.

The Board has the right to advise the Board of Management, Academic Council, Research Council and Extension Education Council on any academic, research and extension matter. The Planning Board shall consist of the Vice-Chancellor, RAJUVAS as ex-officio Chairperson and not more than eight persons of high academic standing nominated by the Vice-Chancellor.

2.8 Finance Committee :

The Finance Committee is constituted as per provision of Section 22 of the Rajasthan University of Veterinary and Animal Sciences Act dated 13th May, 2010. The Finance Committee is a statutory body consisting of Vice-Chancellor as its Chairman and Comptroller as its Member Secretary. Principal Secretary to the Government Animal Husbandry, Dairying and Fisheries Department, Principal Secretary Finance Department and Dean, College of Veterinary and Animal Science, Bikaner are its members.

2.9 Core Advisory Committee :

The Vice-Chancellor has constituted a Core Advisory Committee and nominated Registrar as its Member Secretary. The meeting of the above committee will be presided by Hon'ble Vice-Chancellor. Chairman Faculty and Dean, CVAS, Bikaner, Dean Post Graduate Studies, Director Extension Education, Director Clinics, Director Research, Veterinary and Animal Science, Dean, CVAS, Navania, Vallabhnagar, Dean Student's Welfare, Controller of Examinations, Director (PME) and Comptroller are the members of the committee.

2.10 Public Relations Cell :

The Public Relations Cell was established to provide help to animal owners, farmers and general public of the state with regard to expertise as well as better diagnostic facilities available in University, advise for getting first aid to diseased animals nearest available at field functionaries of Department of Animal Husbandry, better use of animal products through extension services, organization of camps at village level. Public Relations Cell since its inception publishing newsletter quarterly named as "RAJUVAS Newsletter" including all research, extension and educational activities conducted during particular quarter. Four issues of RAJUVAS Newsletter were released during this year. This cell also published the RAJUVAS Calendar, RAJUVAS in Headlines and New Year Greetings in this year. This cell is also responsible for giving publicity to Press & Media. Dr. R.K. Dhuria as convener.

2.11 Dean Student's Welfare :

The office of the Dean Student's Welfare started working in the May 2010 with the establishment of the new University. The Dean Student's Welfare also looks after the work of Coordinator, NSS and Chairman Sports Board. Besides the routine work of Dean Student's Welfare office, the election of the Students' Union of University was conducted in August 2016. Mr. Lokeshwar Singh, Miss. Aruna Panwar, Mr. Luna Ram, Mr. Vishal Singh were elected as President, Vice-President, General Secretary & Joint Secretary cum Treasurer, respectively of the University Students Union. The elections of the Students Unions of the constituent colleges were also held on the same date. To develop leadership qualities and awareness of rights of the students as well as progress of the professional spirit a Students Association is there in the College of Veterinary and Animal Science, Bikaner. The election for Veterinary Students Association of College was also held in August, 2016. Mr. Divyam Jajoria, Mr. Vijay Kumar Yogi, Miss. Indu Yadav were elected as President, Vice-President and Games Secretary.

2.12 Prioritization, Monitoring and Evaluation (PME) Cell :

A Cell for Prioritization, Monitoring and Evaluation (PME) with respect to University activities, technical matters, Project formulation, Monitoring and Evaluation, performance assessment, etc. has been constituted by the Vice-Chancellor. Director (PME), Dr. A.K. Kataria, Dr. A. P. Singh and Dr. Ashok Dangi as members discharge their duties related to this cell.

2.13 University Student's Placement Cell :

To create and enhance the career opportunities to veterinary graduates and postgraduates, University Placement Cell was established by RAJUVAS. This cell is maintaining a computerized database of veterinary graduates and postgraduates. With the help of this database, the cell sponsors list of students to the recruiting agencies for employment opportunities. Dr. S.C. Goswami, as Chief Placement Officer and Dr. R.N. Kachwaha, as Associate Placement Officer are discharging their duties related to this cell. A software company has developed and installed the software programme for University placement Cell and is now in operation.

Officers of the University

Vice-Chancellor	Prof. B.R. Chhipa
Chairperson of the Faculty and Dean CVAS Bikaner	Dr. Tribhuwan Sharma
Dean, College of Veterinary and Animal Science, Navania	Dr. C.S. Vashav
Dean, P.G.I.V.E.R., Jaipur	Dr. Vishnu Sharma
Dean, Post Graduate Studies	Dr. S.K. Kashyap
Dean Student's Welfare	Dr. S.C. Goswami
Convener PRC	Dr. A.P. Singh
Director Research	Dr. R.K. Singh
Director Clinics	Dr. J.S. Mehta
Director (Extension Education)	Dr. A.P. Singh
Director (PME)	Dr. Rakesh Rao
Director Works (Estate Office)	En. M.M. Choudhary
Controller of Examination	Dr. G.C. Gahlot
Comptroller	Sh. Arvind Bishnoi
Registrar	Dr. Hemant Dadhich
University Students Placement Cell	Dr. S.K. Kashyap

University Heads of the Departments

Department	Name of the Head/Incharge
Anatomy and Histology	Dr. Rakesh Mathur
Animal Breeding & Genetics	Dr. G.C. Gahlot
Animal Nutrition	Dr. Tribhuwan Sharma
Biochemistry	Dr. Meenaxi Sareen
Physiology	Dr. Nalini Kataria
Pathology	Dr. Hemant Dadhich
Parasitology	Dr. G.S. Manohar
Public Health	Dr. Rakesh Rao
Microbiology	Dr. S.K. Kashyap
Pharmacology & Toxicology	Dr. Nalini Kataria
Livestock Production Management	Dr. S.C. Goswami
Livestock Products Technology	Dr. Basant Bais
Animal Reproduction, Gynaecology and Obstetrics	Dr. J.S. Mehta
Surgery and Radiology	Dr. T.K. Gahlot
Clinical Veterinary Medicine	Dr. Anil Ahuja
Epidemiology and Preventive Medicine	Dr. Anju Chahar
Animal Husbandry Extension	Dr. N.R. Purohit
Assistant Librarian	Sh. Kuldip Chand

Faculty Strength

The Cadre-wise Strength of Teaching & Administrative Staff of RAJUVAS is Shown in Below.

Sr. No.	Name of Post	Sanctioned	Filled	Vacant
1	Professor	49	18	31
2	Associate Professor	100	30	70
3	Assistant Professor	190	108	82
	Total	339	156	183

3. Finance and Budget

Rajasthan University of Veterinary and Animal Sciences, Bikaner had been given a financial grant of ₹ 7230.71 lacs for the financial year 2017-18 under State Plan. A grant of ₹ 1575.30 lacs was obtained against the RKVY projects being run under RAJUVAS, Bikaner for the year 2017-18. The University also got an assistance of ₹ 359.64 lacs under ICAR Projects. The total budget of RAJUVAS for 2017-18 was ₹ 9165.65 Lacs. The University through its internal resources added ₹ 2047.15 Lacs during 2017-18.

FINANCIAL RESOURCES FOR

RAJASTHAN UNIVERSITY OF VETERINARY AND ANIMAL SCIENCES, BIKANER

2017-18

S.No.	Sources	Budget for 2017-18 ₹ (Lacs)
1	Grant from Govt. of Rajasthan	7230.71
2	Grant from ICAR	359.64
3	Grant from Govt. of India & other Agencies and RKVY	1575.30
	Total = 1+2+3	**9165.65**
4	**Internal Resources** Receipt and Income from Fees and farms	2047.15
	Total 4	**2047.15**
	Grand Total	**11212.80**

4. Teaching

Teaching is under the direction of the Chairman of the faculty of Veterinary and Animal Science, Deans of the Colleges and Head of Academic Departments. Teaching is mostly by delivering lectures, use of electronic educational aids and practicals in the laboratory, hospitals and livestock farms. Evaluation of undergraduate and postgraduate students is through internal and external examinations. In external evaluation system of examinations advisors, instructors, professors and advisory teams make evaluations.

The University plays an important role in the State by way of training students at the Diploma, Bachelor's, Master's and Doctoral level in various disciplines related to Veterinary Science and Animal Husbandry. Rajasthan University of Veterinary and Animal Sciences educates and train the students through its various education and training programmes to develop knowledge and leadership, to make them skilled professionals to face the challenges of global economic policy and system.

4.1 Courses Offered :

At present following course Programmes are offered by the Rajasthan University of Veterinary and Animal Sciences, Bikaner in the Faculty of Veterinary and Animal Science.

Bachelor of Veterinary and Animal Science (B.V.Sc. & A.H.) is being offered at all the constituent and affiliated private veterinary colleges.

Master of Veterinary and Animal Science (M.V.Sc.) is being offered at College of Veterinary and Animal Science, Bikaner in the subjects of :

Veterinary Anatomy and Histology

Veterinary Pathology

Livestock Production and Management

Animal Breeding and Genetics

Veterinary Obstetrics and Gynaecology

Veterinary Epidemiology and Preventive Medicine

Veterinary Clinical Medicine

Veterinary Surgery and Radiology

Veterinary Public Health

Veterinary Parasitology

Veterinary Biochemistry

Veterinary Physiology

Animal Nutrition

Veterinary Microbiology

Veterinary Biotechnology

Vety. & A. H. Extension Education

Master of Science (M.Sc.) is being offered at College of Veterinary and Animal Science, Bikaner in the subject of Animal Biotechnology

Doctoral Degree (Ph.D.) is being offered at College of Veterinary and Animal Science, Bikaner in the subjects of:

Veterinary Anatomy and Histology

Veterinary Pathology

Livestock Production and Management

Animal Breeding and Genetics

Veterinary Obstetrics and Gynaecology

Veterinary Epidemiology and Preventive Medicine

Veterinary Clinical Medicine

Veterinary Surgery and Radiology

Veterinary Parasitology

Veterinary Biochemistry

Veterinary Physiology

Animal Nutrition

Veterinary Microbiology

Two Years Diploma in Animal Husbandry is being offered at College of Veterinary and Animal Science, Bikaner; College of Veterinary and Animal Science, Navania-Vallabhnagar; PGIVER, Jaipur; LRS, Chanddan; LRS, Nohar; Rajasthan Government's Animal Husbandry Training Institutes located at Udaipur, Jodhpur, Bassi (Jaipur) and Kota and at 49 private affiliated diploma institutes.

4.2 Constituent and Affiliated Colleges of the University :

The University has three Constituent institutes, viz. College of Veterinary and Animal Science, Bikaner, College of Veterinary and Animal Science, Navania-Vallabhnagar and Post-Graduate Institute of Veterinary Education & Research, Jaipur and 7 Affiliated Colleges. Addresses and contact numbers of Deans of constituent and affiliated veterinary colleges of the university are given below:

S.No.	College Name	Year of Establishment	Telephone No.	Official Email of College
1.	College of Veterinary and Animal Science, Bikaner	1954	9414264997	cvas901@gmail.com
2.	College of Veterinary and Animal Science, Navania, Vallabhnagar, Udaipur	2007	9414158140	cvas902@gmail.com
3.	Post Graduate Institute of Veterinary Education and Research, Jaipur	2012	9460387949	pgiverjaipur@gmail.com
4.	Aravali Vet. College, Sikar	2009	9649600419	cvas908@gmail.com
5.	Mahatma Jyotiba Fule College of Veterinary & Animal Science, Chomu	2007	9829793001	mjfcvs@gmail.com
6.	Apollo College of Veterinary Medicine, Jaipur	2003	0141-2682335	apollovetjaipur@gmail.com

4.2.1 College of Veterinary and Animal Science, Bikaner

Introduction :

Veterinary education is an integral component of land grant system of education through the ICAR-SAU network. Apart from some veterinary colleges imparting UG, PG and Ph.D. level education, institutes like IVRI and NDRI are also contributing significantly for human resource development and advancement of research in the field of veterinary and animal science. The education is uniformly being imparted as per the national syllabus prescribed by the VCI through the Minimum Standards of Veterinary Education (B.V.Sc. & A.H. degree course) Regulations, 1993 and 2008 under the Indian Veterinary Council Act, 1984. This College was the pioneer in implementing the VCI pattern in 1995 and 2009.

The state felt the need for qualified veterinarians some 50 years ago and consequently the present College was started at Bikaner, keeping in view the importance of livestock in the rural economy of the state in general and this arid region in particular. Since, then the college has provided more than 3600 graduates and postgraduates to the state and the country. Veterinarians produced by this college are globally distributed. Many of them are holding top positions within and outside the country. The college is spread in an area of around 200 acres of lush green campus with well built infrastructure providing a scenic beauty, which is unique amongst the campuses of veterinary colleges of the country. The college was amongst the leaders in creating all 17 departments as per the norms of the VCI. The level of teaching standards has been reflected by achievements of the students of this college in All India Pre-PG competitive test conducted by the ICAR. The alumni of this college are pursuing higher studies in the reputed institutes like IVRI, Izatnagar; NDRI, Karnal; GBPUAT, Pantnagar; CCSHAU, Hisar; GADVASU, Ludhiana, etc. in high stake disciplines.

The college is having ample student and faculty amenities. There are 2 UG, 1 internee, 2 PG boys' hostels apart from UG and PG girl's hostel. Staff colonies of the college have 92 quarters for all

cadres. Ample play grounds for football, cricket, hockey, basketball, tennis, volleyball, kabaddi, badminton and table tennis are there within the campus. Moreover, one Indoor hall for table tennis and badminton and Dr. Karani Singh Stadium are also located across the road. Heritage buildings amalgamate very well with latest ones in the campus.

The college has one of the richest clinical facilities with separate indoor, outdoor and examination-operation facilities for all the clinical departments. The annual turn over of the cases reaches 25-30 thousand per anum providing the students excellent material for clinical practice. The college is second in country to start 24 hour clinic services round the year from 9th Dec., 2012.

The College has also added animal biotechnology laboratory and a radioisotope laboratory. Computer facilities, LAN server, central instrumentation facility, animal house, Canine Welfare society, placement cell, internet facility, clinical and veterinary hospital facilities available 24x7 days a week, veterinary laboratory diagnostic facilities, NCC (R&V) squadron unit, numerous research projects with some having on-farm research component are some of the important specialities of the college. Since, last few years, the faculty of this college is contributing around 200 research papers annually. Much stress is being laid over improved practical training to the students. For this purpose, the faculty has developed practical course manuals for almost all practical courses running in UG programme. Instructional power points presentation/video capsule of out breaks attended by University have also been developed as unique feature for exposure to students. Every Department is equipped with LCD projector to facilitate practical teaching. Departments like Vet. Anatomy, Vet. Pathology, Vet. Obstetrics & Gynaecology and Vet. Clinical Medicine are having CCTV attached microscopes for collective display and explaining slide materials. All the departments are equipped with computers to help in generating teaching and examination materials. In addition to this seven smart class room systems have also been procured to strengthen the instructional hours.

With the zeal and enthusiasm, the faculty, staff and students are working hard, there is no doubt that this premier institute of the state would soon become a leading center of education and research in the noble profession of veterinary and animal science to achieve the mandate of the College to impart quality professional education, to develop technologies suitable for promoting animal production in the state of Rajasthan, to transfer the technologies to field functionaries and to develop a center of higher learning, research and extension in the field of veterinary and animal science.

Education :

College has been involved in providing instructional training for various academic programmes, guiding masters and doctoral students in their research formulations, imparting co-curricular skills at university and national levels, providing facilities for educational tours and internship training.

Academic Programmes :

B.V.Sc. & A.H : Five-year duration (Four and half year course work and 6 months of internship as per the Veterinary Council of India norms). Currently the intake capacity is 60, with 9 seats from VCI and 66 seats of various categories belonging to the State quota. The admissions are made through the Rajasthan Pre-Veterinary Test (RPVT) to 85% of state seats and through Central Pre-Veterinary Test conducted by the VCI, New Delhi to 15% of Central/All India seats. There are 15 payment seats also in addition to the regular seats.

M.V.Sc.: There are minimum of 3 and maximum of 6 seats in each discipline depending on the availability of the staff and facilities. Admissions to M.V.Sc. are made through a Pre-PG test on 75% of State seats and through a Central Pre-PG test conducted by the ICAR to 25% central seats. As on today, total 52 regular and 14 payment seats are available in M.V.Sc. programmes.

Ph.D.: Currently there are two seats in each department except in Veterinary Physiology and Veterinary Anatomy and Histology where there is only one seat and Animal Breeding & Genetics, Animal Nutrition & Veterinary Microbiology, where there are 3 seats for each discipline. Admissions to Ph.D. are made through merit following reservation on the basis of roster.

PROGRAMMES OFFERED WITH DURATION		DURATION
PRE	**DIPLOMA IN ANIMAL HUSBANDRY PROGRAMME** (basic qualification for minor veterinary service providers as per Indian Veterinary Council Act, 1984)	2 years
UG	**B.V.Sc. & A.H.**	5 years
PG	**M.V.Sc.** Anatomy, Physiology, Biochemistry, Animal Nutrition, Animal Breeding & Genetics, Livestock Production & Management, Pathology, Microbiology, Parasitology, Public Health, Veterinary Clinical Medicine, Veterinary Epidemiology & Preventive Medicine, Surgery & Radiology, Obst. & Gynaecology, Animal Biotechnology	5 years
	M.Sc. **Animal Biotechnology** **Ph.D.** Animal Breeding & Genetics, Animal Nutrition, Microbiology, Medicine, Surgery, Obst. & Gynaecology, Physiology, Parasitology, Veterinary Anatomy & Histology and Livestock Production & Management, Pathology	2 years 3 years

Diploma in Animal Husbandry Programme :

Self-employment oriented programme of two years is being run from academic session 2007-08 on self-finance basis. This University will increase utilization of the existing facilities including infrastructure, hostels, clinical facilities, farms, etc. for this programme. Short-term certificate courses: Twenty certificate courses have been identified by different disciplines ranging from 1-3 months duration. These courses shall be run on self-financed basis. Some of them are for livestock owners and school dropouts, while others are for professionals to enhance their professional competence in selected areas. Few of the courses in the former category, viz., Artificial Insemination, Poultry Farming, Dairy Farming, etc. are already running for individuals or groups as per the demand. In the later category, 1-3 month's training programmes for Biotechnology Projects to the Graduate and Post-Graduate students of other institutes are running. The success and standard of the programme has led to advance bookings from reputed institutes.

Student's strength at CVAS, Bikaner

B.V.Sc.&A.H.					Total	M.V.Sc.		Total	Ph.D.			Total	2 Years Diploma in A.H.		Total	G. Total
I	II	III	IV	V		I	II		I	II	III		I	II		
93	71	91	78	55	**388**	65	56	**121**	23	12	07	**42**	41	36	**77**	628

Scholarships And Endowments

Name of scholarship/allowance	No. of recipient
Social Welfare Deptt.	All the SC/ST students
S.J. Jindal Trust	NIL
Ward of Teacher Scholarship, Sec. Edu. Board	05
Mohan Singh Memorial Scholarship	Topper of IV Year
Educational Loan	25
Department-wise scholarships awarded	
University Merit Scholarships	Topper of each UG class
University Scholarship for PG/Ph.D.	All M.V.Sc., Ph.D. students

Clinical Outdoor Activities :

TVCC, Bikaner working 24 X 7 under Directorate of Clinic and discharging services as teaching clinical practices as well as clinical services to animals of farmers and animal owners. Various units of TVCC are veterinary Clinical Medicine OPD and IPD, Veterinary Gynaecology & Obstetrics OPD and IPD, Veterinary Surgery & Radiology OPD and IPD, Veterinary Clinical diagnostic lab, Critical Care Unit for pet animals and Veterinary ambulatory Services. Unit wise the total number of Cases attended during 2017-18 were 14080, 3219, 8110, and 4077 under Veterinary clinical medicine, Veterinary Gynaecology & Obstetrics, Veterinary Surgery and Radiology and in the Emergency Clinic. The Veterinary Gynaecology and Obstetrics department in collaboration with 'Mahavir International- a NGO' organized two infertility treatment Camps in rural areas where total 250 cases were treated of infertility problems. In the Veterinary Clinical diagnostic laboratory total 4,544 diagnostic lab tests were performed. During this period two anti-rabies vaccination camps were also organized and total numbers of vaccinations done were 91. During this period artificial insemination was done in 537 cattle and in 90 buffaloes.

Laboratory work:

Various clinical and morbid samples were collected by Apex Centre of submitted to Apex Centre by different hospitals of Department of Animal Husbandry, other State and Central Government departments and private owners as well. Different departments of College of Veterinary and Animal Sciences, Bikaner also submitted various samples regularly collected from patients which were presented to clinics or collected in field. The laboratory to determine the etiology of the ailment, to confirm the disease, to suggest suitable treatment or preventive measures etc.

Outbreaks Attended :

During the period of report 10 outbreaks were attended for cattle, sheep, goat, buffalo and poultry in Bikaner, Udaipur and Sikar districts. The disease was diagnosed and control measures after examination were suggested. The disease was soon controlled and mortalities were checked.

Animal Husbandry Diploma Programme :

In Animal Husbandry Diploma Programme (AHDP) hospital farm practice is undertaken by students in clinics, surgery, Gynaecology, dairy, poultry and apex centre. The students of First year and Second year received training in Apex Centre laboratory with specific emphasis on management of laboratory, working of laboratory equipments, preparation of glassware, reagents and different types of culture media, and collection of various samples for diagnostic purposes.

Feed and Fodder Analysis and Consultancy :

The Department of Animal Nutrition receives samples of feed and fodder from Border Security Force, state departments of Animal Husbandry, Panchayat Samities, Co-operative dairies, Feed factories, farmers and different charitable trusts, etc. for analysis. In the period, 2016-17 total 67 samples were received by various agencies for analysis over and above the consultancy given to the farmers and agencies.

Canine Welfare Activities :

The department has been instrumental in formation of a Canine Welfare Society involving Veterinarians including faculty members from the CVAS, Bikaner and pet owners with the objective to promote scientific pet – keeping and make the public aware of various zoonosis particularly rabies through certain extension activities organized for this purpose, viz Registration of Dog Shows, Stray dog sterilization progarmme (ABC programme), Seminars, hand – outs, press releases, video films, Dog Health Records Booklets etc. The detailed annual report is as under –

Canine Welfare Society for care of stray animals is functioning in the Clinical Veterinary Medicine department.

1. **Three Thousand two hundred seven** pet owners were educated for healthcare and management of pet dogs.
2. **One hundred fifty six pet owners** were registered under Rabies control programme and vaccination token were issued to the owners.
3. Free Rabies vaccination and awareness camps were organized on **World Zoonosis Day 6th July, 2017** for pet owner and 80 dogs were vaccinated against rabies.
4. **World Rabies day was** organized on **28th September, 2017** in the canine outdoor 55 dogs were vaccinated against rabies. Gathering of **85 persons** including dog owners, UG & PG students and teachers were present at the time of film show. Educational exhibits also displayed and pamphlets were distributed among students, pet owners and public at large.
5. Under Rabies control programme overall **210 students** had been educated for control of rabies in dog with help of pamphlets, posters and charts.
6. **Forty three** animals (Dogs-35, Cat-2, Cattle -6) were brought to canine welfare society and treated as per their requirement.
7. Under mange control programme 27 stray dogs were treated.

Research Paper Published in Journals (2017-18):

1. Agrawal V.K., Gahlot G.C., Ashraf M., Khicher J.P. and Thakur S. (2017). Sequence analysis and phylogenetic relationship of myostatin gene of Bikaneri camel (*Camelus dromedarius*). Journal of Camel Practice and Research Vol 24 (1):73-76 NAAS-6.08
2. Agrawal, V.K., Gahlot, G.C., Gupta, S., Yadav, S.P., Ashraf, M. and Thakur, S. (2017). Molecular Characterization of Myostatin Gene Affecting Muscle Growth in Kankrej Cattle. Haryana Veterinarian, 56(1):25-28. NAAS-5.36
3. Agrawal, V.K., Gahlot, G.C., Ashraf, M and Thakur, S (2018). Molecular Characterization of DGAT1 Gene in Sahiwal Cattle. Veterinary Practitioner, 19(1): Accepted. NAAS-5.00
4. Agrawal, V.K., Gahlot, G.C., Ashraf, M., Dhakad, G. and Thakur, S (2018). Study on Genetic Polymorphism of Myostatin Gene in Magra Sheep. Veterinary Practitioner, 19(1): Accepted. NAAS-5.00
5. Agrawal, V.K., Gahlot, G.C., Ashraf, M., Gahlot, K. and Thakur, S. (2018). Strategy for Genetic Conservation of Bikaneri Camel (*Camelus dromedarius*) for Myostatin Gene using PCR-RFLP. Veterinary Practitioner, 19(2): Accepted. NAAS-5.00.
6. Chouhan H., Gahlot G., Agrawal, V., Kumar, M. and Dhakad, G. (2018). Non-genetic factors affecting morphometric traits in Marwari goats under field conditions. International Journal of Livestock Research, 8(3):96-105. NAAS-5.36
7. Govind S Dhakad, G.C. Gahlot, H.K. Narula, Vijay Kumar Agarwal, Mohdashraf, Manoj Kumar and Hemlata Chouhan (2017). Genetic analysis of intron 2 of muscling gene Myostatin (MSTN) and its association with body weight in Marwari sheep. International Journal of Livestock Research, 7(50):195-202. NAAS-5.36
8. Khichar Jai Prakash, Gahlot Gyan Chand, Kiran, Agrawal Vijay Kumar, Gahlot Kritika (2017). PCR-SSCP analysis of exon 2 of Myostatin (MSTN) gene in Marwari goats. Indian Journal of Small Ruminants, 23(1) 81-83.
9. Khichar, J.P., Gahlot, G.C., Kiran., Agrawal, V.K., Kumar, M and Dhakad, G.S (2017). Polymorphism in Exon-1 of Caprine Myostatin (MSTN) Gene in Marwari Goat by PCR-SSCP Method. Veterinary Practitioner, 18(2):266-68. NAAS-5.00
10. Kumar A, Gahlot G.C. Joshi Rajeev, Ashraf M. and Subha Ganguly (2017). DNA

Polymorphism of CYP 19 (Aromatase) gene in Rathi Cattle. Journal of Entomology and Zoology Studies, 5 (6) 1247-1249.NAAS-5.53.

11. K Parihar, SBS Yadav, HK Narula, U Pannu and B Bais (2018). Genetic, phenotypic and environmental trends of growth and wool traits in Magra sheep. Indian Journal of Small Ruminants, 24(1):150-15.
12. Kumar Amitosh, Gahlot G.C., Agarwal Vijay, Pannu U. and Ganguly S. (2017). DNA polymorphism of Cry19 (Aromarase) gene in Sahiwal cattle. Journal of Entomology and Zoology Studies, 5(6):1247-49.
13. Manoj Kumar, GC Gahlot, Mohammad Ashraf, Vijay Kumar Agarwal and Govind S Dhakad (2017). Genotypic variations of Toll-Like receptors 4 gene and its association with intra mammary infections in Rathi cattle. International journal of Livestock Research, 7(8):274-280.
14. Netra M, Gahlot G.C., Ashraf M. Agrawal V.K. and Dhkad Govind S. (2017). Genotypic variation of Toll –Like Receptor 4 Gene and its association with Intra-Mammary Infections in Rathi cattle. International Journal of Livestock Research, 7(8) 274-80.NAAS-5.36.
15. Priyank Vyas, S.C. Mehta, Urmila Pannu and Pallavi Joshi (2018).Genetic and phenotypic trends of different body parameters in Indian Dromedary camel.Journal of Entomology and Zoology Studies, 6(3):87-91.
16. Sharma N. K., Sharma M.K. and Gahlot G.C. (2017). Comparative performance of Marwari and Karakul Sheep in arid zone: Growth. Veterinary Practitioner Vol. 18 (1): 111-112.
17. Sunita Meena, G.C. Gahlot, M. Ashraf, U. Pannu, H. Chouhan and Garima Choudhary (2018).Study of genetic variability of chicken growth hormone gene in broiler strain (vencobb-400) by PCR_RLFP. International Journal of Chemical Studies, 6(4):272-4.
18. Kachhawa, J.P., Sharma Ankita, Tanwar, T.K., Singh, A.P., Bihani D.K. and Ahuja Anil (2017). Homeopathic management of canine oral papilloma in a dog: a case report. Indian Journal of Canine practice, 9(2): 112-113.
19. Kachhawa, J.P., Sharma Ankita, Tanwar, T.K. and Singh, A.P. (2017). Bovine ulcerative mammilitis and its therapeutic management. Ruminants Science, 6(1): 193 - 194.
20. Johri Aprajita, Singh, A.P., Gaur, A., Kachhawa, J.P., Sharma Ankita, Sharma, P. and Joshi, R.K. (2017). Study of the potential of *Ocimum sanctum* in sub clinical mastitis in Rathi cattle. Veterinary Practitioner, 18(1): 15 -17.
21. Nayak, T.C., Dhuria D., Bihani D.K., Singh, A.P., Savita, Kachhawa, J.P., Fakhruddin and Ahuja, A. (2018). Diabetes mellitus in a dog –A case report. Journal of Canine Development & Research, 11: 70-71.
22. Savita, Nayak, T.C., Bihani D.K., Dhuria, D., Kachhawa, J.P., A.P., Fakhruddin and Ahuja, A., Vyas, S.K. and Mohammed, N.(2018). Canine distemper in a dog – A Case report. Journal of Canine Development & Research, 11: 72-74.
23. Meena, D.S., Singh, A.P., Mali, M.M., Bargujar, J., Dixit, S. K., Ahuja, Anil, Gupta, S. R., Sharma, T. and Dadhich (2017). Macro and micro mineral status in different managemental practices of Camel (*Camelus dromedarius*) in arid region. Veterinary Practitioner. Vol.18 (2): 225-227.
24. Agrawal, V.K., Gahlot, G.C., Gupta, S.R., Yadav, S.P., Ashraf, M. and Thakur, S. (2017). Molecular Characterization of Myostatin Gene Affecting Muscle Growth in Kankrej Cattle. The Haryana Veterinarian. Vol. 56(1): 25-28.
25. Mohammed Nazeer, Bihani D.K., Singh, A.P., Kachhawa, J.P., Choudhary S., and Savita (2018). Diagnosis of Theilerosis - A Case report. Journal of Canine Development & Research, 11: 27-
26. Mohammed Nazeer, Bihani D.K., Singh, A.P., A. Ahuja, J.P. Kachhawa and T.C. Nayak (2018). Therapeutic Management of Toxocariasis in buffalo - A Case report. Journal of Canine Development & Research, 11: 26-27.
27. Sunita Choudhary, Gaurav J., Anil Ahuja, Bihani D.K., Singh A.P., Deepika Dhuria and Nazeer M. (2018). Snake bite Management in a dog. Journal of Canine Development & Research, 11: 103.
28. Nazeer Mohammed, Sandeep Kumar, D.K. Bihani, A.P. Singh and Anil Ahuja (2018).

Biochemical Parameters As An Indicator Of Ketosis Status In Dairy Cattle – A Preliminary Study.

29. Nazeer Mohammed, D.K. Bihani, A.P. Singh, D. Goklaney, J.P. Kachhawa, T.C. Nayak and Savita (2018). Management of Pica in Holstein Friesian Cattle.
30. Ahuja Anil, Marwaha Sumnil, Bihani D.K. and Dhuria Deepika (2016). Scenario of Canine Distemper – A Review. J. Canine Dev. & Res. 12: 11-16.
31. Yadav Jyoti, Bihani D.K., Ahuja Anil, Tanwar R.K., Choudhary Sunita, Dhuria Deepika and Meenal V.K. (2016). Clino – Diagnostic Studies of Canine Ehrlichiosis. J. Canine Dev. & Res. 12: 22-26
32. Choudhary Sunita and Dhanalaxmi S. (2016). Pericardial Effusion in A Dog – A Case Report. J. Canine Dev. & Res. 12: 53-56.
33. Yadav Jyoti, Bihani D.K., Ahuja Anil, Meena V.K., Dewal V.S., Nayak T.C. and Dhadhich Rupal. (2016). Medical Management of Hepatic Origin Ascites in A Bitch – A Case Report. J. Canine Dev. & Res. 12: 57-59.
34. Dhuria Deepika, Choudhary Sunita, Savita, Nayak T.C., Ahuja A., Bihani D.K. and Chahar A. (2016). Demodicosis in A Dog - A Case Report. J. Canine Dev. & Res. 12: 63-65.
35. Dadhich Rupal, Dhuria Deepika, Yadav Jyoti, Ahuja Anil and Bihani D.K. (2016). Dietary Management of Renal Insufficiency in A Dog – A Case Report. J. Canine Dev. & Res. 12: 67-69
36. Nayak T.C., Dhuria D., Bihani D.K., Singh A.P., Savita, Kachhawa J.P., Fakhruddin and A. Ahuja.(2016). Diabetes Mellitus in A Dog – A Case Report. J. Canine Dev. & Res. 12: 70-71.
37. Savita, Nayak T.C., Bihani D.K., Dhuria D., Kachhawa J.P., Ahuja A., Vyas S.K. and Mohammed Nazeer. (2016). Canine Distemper in A Dog – A Case Report. J. Canine Dev. & Res. 12: 72-74.
38. Singh Kumar Naveen, Singh Piyusha, Ahuja Anil, Bihani D.K. and Dhuria Deepika. (2016). Burmese Cat – A Breed Review. J. Canine Dev. & Res. 12: 94 – 98.
39. Yadav Jyoti, Bihani, D.K., Ahuja A., Chahar Anju, Ksahyap S.K., and Choudhary S., (2017). Hamato – Biochemical & Therapeutic Evalution Of Canine Ehrlichiosis . Veterinary Practitioner, 18(2):
40. Savita, Dhaka V. K., Dadhich H., Mathur M., Tarunpreet and Singh A.P. (2017). Histopathological obscvactors of Congenital polygstic Kidney in Sheep (Ovis airs). Veterinary Practitioner, 18(2): 202-203.
41. Meena, D. S., Singh A.P., Mali, M.M., Bargujar J., Dixit, S.K., Ahuja Anil, Sharma T., and Dadhich H. (2017). Micro and Micro mineral status in different manage mental Practice of Camel (*Camelus dromedarius*) in arid region. Veterinary Practitioner, 18(2): 225-227.
42. Nayak, T.C., Kachhawa, J.P., Savita, Dedar, R.K., Singh, A.P., and Chahar Anju (2017). Diagnosis and Therapeutic Management of enteric Salmonullosis in horse. Veterinary Practitioner, 18(2): 228-229.
43. Dewal, V.S., Chahar A., Tuteja, F.C., Tawar R.K., Singh, A.P., Rathore N.S., & Savita (2017). Dermatophytosis in dromedary camel. Veterinary Practitioner, 18(2): 233-236.
44. Savita, Chahar Anju, Tanwar R.K., Nayak T.C., Dewal V.S. And Goyal P. (2017). Pathogenes Isolated From Sub –Clinical Mastitis of Cattle and Their Antibiogram. Veterinary Practitioner, 18(2): 230-232.
45. Nayak T.C., Kachhawa J.P., Savita, Dedar R.K., Singh A.P. and Chahar Anju (2017). Diagnosis And Therapeutic Management Of Enteric Salmonellosis In Horse. Veterinary Practitioner, 18(2): 228-229.
46. Deval V.S., Chahar A., Tuteja F.C., Tanwar R.K., Singh A.P., Rathore N.S. and Savita (2017). Dermatophytosis In Dromedary Camel (*Camelus dromedarius*). Veterinary Practitioner, 18(2): 233-236.
47. B. Gujar, N.R. Purohit, **Neeraj Kumar Sharma, Devi Singh Rajput** (2016). Knowledge level of livestock owners about organic animal husbandry practices in arid region of Rajasthan, Indian Journal of Social Research, 57 (4), 563-567.
48. **Pankaj Mishra, Devi Singh Rajput, N.K. Sharma** and A.K. Jain (2017). Knowledge Level of Tribal Livestock Owners about Different Livestock Management Practices in Banswara Disrtict of Rajasthan, Indian Research Journal

of Extension Education, 17 (2), April, 36-39, 2017.

49. O.P. Meena, **N.K. Sharma,** N.K. Jeph, A.K. Jain and R.K. Dhuria (2017). A comparative Study of Knowledge about Improved Scientific Management Practices of Members and Non-members of Dairy Cooperative Society, Veterinary Practitioner, Vol. 18(1) 156-159.
50. **Pankaj Mishra, Devi Singh Rajput** and Mohan Lal Yadav (2017). Knowledge of tribal livestock owners about livestock health care practices in Banswara district of Rajasthan, Veterinary Practitioner, Vol. 18(1) 154-155.
51. O.P. Meena, **N.K. Sharma, Devi Singh Rajput,** Mohan Lal Yadav and Pramod Kumar Godara (2017). Adoption of improved animal husbandry practices: A comparative study of dairy farmers in Rajasthan, Ruminant Science, Vol 6 (2) 371-375.
52. Pramod Kumar, Godara, **N.K. Sharma, Devi Singh Rajput,** Mohan Lal Yadav and O.P. Meena (2017). Constraints perceived by livestock owners in dairy Entrepreneurship in Bikaner district of Rajasthan, Ruminant Science, Vol 6 (1) 113-117.
53. Pramod Kumar, Godara, **N.K. Sharma, Devi Singh Rajput,** Mohan Lal Yadav and O.P. Meena (2017). Socio personal and socio-economic profile of dairy entrepreneur in Bikaner District of Rajasthan, Ruminant Science, Vol 6 (2) 361-364.
54. Bharti Gujar, **Devi Singh Rajput, N.K. Sharma**, T.C. Goyal and **Pankaj Mishra** (2017). Knowledge and Adoption Level of Livestock Owners Regarding Health Care Practices Under Organic Animal Husbandry Management System, Ruminant Science, Vol 6 (2) Dec, 2017.
55. S.K. Jhirwal, Ramveer Singh, Munna Lal, P.Sanel, S. Palecha, P.Bishnoi, T.K. Gahlot (2017). Clinical Evaluation of Electroretinography (ERG) for diverse Ophthalmic affections in Dogs- A study of 12 cases. 41st Annual Congress of Indian Society for Veterinary Surgery and National Symposium on "New Horizons in Cancer Research Pertaining to Effects on Health, Production and Reproduction in Animals". 14th to 16th December 2017. Tirupati.
56. Bishnoi P., Palecha Sakar, Jhirwal S.K., Singh Satyaveer, Tanwar, Mahendra and Kumar Satveer (2017). An unusual occurrence of Hysterocyst in a Napolitan Mastiff. 41st Annual Congress of Indian Society for Veterinary Surgery and National Symposium on "New Horizons in Cancer Research Pertaining to Effects on Health, Production and Reproduction in Animals". 14th to 16th December 2017. Tirupati.
57. Bishnoi P., Singh Satyaveer, Palecha Sakar, Jhirwal S. K. and Tanwar Mahendra (2017): An unusual case of Perineal Hernia in a Buffalo. Indian J. of Veterinary Surgery 38(2):133.
58. S.K. Jhirwal, N.K. Kumavat, P. Bishnoi and T.K. Gahlot (2017). B-Mode Ultrasound Biometry of Intraocular Structurresa in Dogs. 41st Annual Congress of Indian Society for Veterinary Surgery and National Symposium on "New Horizons in Cancer Research Pertaining to Effects on Health, Production and Reproduction in Animals". 14th to 16th December 2017. Tirupati.
59. S.K. Jhirwal, Munna Lal, P. Bishnoi, T.K. Gahlot, S. Palecha, Ramveer Singh, P. Sanel, Anil Kumar (2017). Extracapsular Cataract Surgery in Dogs: A study of 10 cases. 41st Annual Congress of Indian Society for Veterinary Surgery and National Symposium on "New Horizons in Cancer Research Pertaining to Effects on Health, Production and Reproduction in Animals". 14th to 16th December 2017. Tirupati.
60. Diwedi Shivangi, Kumar Rajnish, Kumar Satveer, Bishnoi P., Palecha Sakar and Bishnoi A. K. (2017). Surgical Management of Inguinal Hernia in a Chinkara. 41st Annual Congress of Indian Society for Veterinary Surgery and National Symposium on "New Horizons in Cancer Research Pertaining to Effects on Health, Production and Reproduction in Animals". 14th to 16th December 2017. Tirupati.
61. G. Koli, **S.K. Jhirwal,** Sakar Palecha and S. Gharu (2017). Ultrasonographic and Haemato-biochemical Evaluation in Pyometra Affected Bitches. Indian Vet. J., September 2017, 94 (09):75-77.
62. **Jhirwal S.K.,** Lal Munna, Singh Satyaveer, Bishnoi P., Gahlot T.K. (2017). Surgical

treatment of a salivary mucocele in a mongrel dog - a case report. The Blue Cross Book, Jan-June 2017 vol. 35: 109-111.

63. **Jhirwal S.K.**, Yadav N.C., Singh S., Vyas Himanshu, Kumar Rajnish Kumar Anil and Bishnoi P. (2017). Computed Radographic Diagnosis and Surgical Management of GID (Coenurosis) in Goats: A Report of Three Cases. 41st Annual Congress of Indian Society for Veterinary Surgery and National Symposium on "New Horizons in Cancer Research Pertaining to Effects on Health, Production and Reproduction in Animals". 14th to 16th December 2017. Tirupati.
64. Koli G., Shandilya M., Goyal K., Singh Ramveer, Gharu S., Palecha Sakar, **Jhirwal S.K.,** Gahlot T.K (2017): Amputation of fore limb following compound fracture of radius ulna in a female camel. Journal of Camel Practice and Research, 24 (3); 295.
65. Kumar Anil, Jhirwal S.K., Bishnoi A.K., Kumar Hemant and Bishnoi P. (2017). Surgical Management of Unilateral Abnormal Ovarian Mass with Venereal Granuloma in a Bitch. 41st Annual Congress of Indian Society for Veterinary Surgery and National Symposium on "New Horizons in Cancer Research Pertaining to Effects on Health, Production and Reproduction in Animals". 14th to 16th December 2017. Tirupati.
66. Kumar Anil, Jhirwal S. K., Singh S., Tanwar M. and Bishnoi P. (2017). Surgical Management of a Fencing Wire anchored at angle of mandible in a suckling cattle calf. 41st Annual Congress of Indian Society for Veterinary Surgery and National Symposium on "New Horizons in Cancer Research Pertaining to Effects on Health, Production and Reproduction in Animals". 14th to 16th December 2017. Tirupati.
67. Kumar Manoj, Bishnoi P., Jhirwal S.K., Palecha Sakar, Singh Satyaveer and Tanwar Mahendra (2017). Rumen Impaction in Cattles: Clinico-Haematological Finding and Surgico-Therapeutic Management. Ruminant Science, Vol. 6 (2):397-398.
68. Kumar Rajnish, Kumar Satveer, Diwedi Shivangi, Bishnoi P., Palecha Sakar, Kumar Neeraj and Tanwar Mahendra (2017). Diagnosis and Surgical Management of Rubber Ball Ingestion in a Male GSD Dog. 41st Annual Congress of Indian Society for Veterinary Surgery and National Symposium on "New Horizons in Cancer Research Pertaining to Effects on Health, Production and Reproduction in Animals". 14th to 16th December 2017. Tirupati
69. Kumar Satveer, Goyal Karan, Kumar Rajnish, Diwedi Shivangi, and Bishnoi P. (2017). Surgical Neutring of a Tom- Acase Report. 41st Annual Congress of Indian Society for Veterinary Surgery and National Symposium on "New Horizons in Cancer Research Pertaining to Effects on Health, Production and Reproduction in Animals". 14th to 16th December 2017. Tirupati.
70. Kumar Satveer, Kumar Rajnish, Diwedi Shivangi, Bishnoi P. and Bishnoi A.K. (2017). Surgical Management of Femur fracture in Tom using Intra-medullary Pinning. 41st Annual Congress of Indian Society for Veterinary Surgery and National Symposium on "New Horizons in Cancer Research Pertaining to Effects on Health, Production and Reproduction in Animals". 14th to 16th December 2017. Tirupati.
71. Lal, M., **Jhirwal,** S., Bishnoi, P., Gahlot, T., Singh, S., & Soni, K. (2017). A Clinical study on Evaluation of Extracapsular Cataract Surgery in Canines. International Journal of Livestock Research, 7(3), 93-99.
72. Mahendra Tanwar, T.K. Gahlot, Sakar Palecha and P. Bishnoi (2017). Radiological diagnosis of diaphragmatic hernia in bovines using computed radiography. 41st Annual Congress of ISVS and National Symposium 14th to 16th September 2017, Tirupati.
73. Munna Lal, **S.K. Jhirwal**, P. Bishnoi, T.K. Gahlot and Krupa K. Soni (2017). Surgical Management of Bilateral Hypermature Cataract by Extracapsular Cataract Extraction (ECCE) Method Using Operating Microscope in Cocker Spaniel Dogs. International Journal of Science, Environment and Technology, Vol. 6 (1) 872-876.
74. Munna Lal, **S.K. Jhirwal**, Satyaveer Singh and P. Bishnoi (2017). Surgical Excision of Lipoma in a dog: A Case Report. Veterinary Practitioner 18 (1).

75. Palecha Sakar, Gahlot T.K. and Bishnoi P. (2017). Efficacy of Midazolam sedation in Dromedary Camel (*Camelus dromedarius*). Journal of Camel Practice and Research 24(2):193-197.

76. Sakar Palecha, P. Bishnoi, S. Singh, Mahendra Tanwar and S.K. Jhirwal (2017). Radiographic and computed tomographic characteristics of aggressive bone lesions in dogs. 41th Annual Congress of ISVS and National Symposium 14th to 16th September 2017, Tirupati.

77. Sangwan Amit, Singh Satyaveer, **Jhirwal S.K.** (2017). Intra Medullary Pinning for Management of Femur Fracture in a Pup. INTAS POLIVET, 18 (1); 138-139.

78. Singh Ravindra, Palecha Sakar, Jhirwal S.K., Bishnoi P. and Gahlot T.K. (2018). Surgico-therapeutic management of acute moist dermatitis in dog. Veterinary Practitioner, Vol. 19 (2)……Accepted.

79. Singh Ravindra, Palecha Sakar, Jhirwal S.K., Singh Satyaveer and Bishnoi P. (2018). Surgico-Therapeutic management of anal sac diseases in Dogs. Veterinary Practitioner, Vol. 19 (1) ……Accepted.

80. Singh Satyaveer, Bishnoi P., Palecha Sakar, Jhirwal S. K. and Gahlot T. K. (2017). Surgical Management of Perineal Hernia- A Clinical Study of 10 Bovines. Intas Polivet 18(2): 362-364.

81. Singh Satyaveer, Bishnoi P., Palecha Sakar, Singh Ramveer and Lal, M.(2017). Penetrating Oesophageal foreign bodies in three Buffaloes. Indian J. of Veterinary Surgery 38(2):139.

82. Tanwar Mahendra, Gahlot T.K., Palecha Sakar and Bishnoi P. (2017). Diagnosis of Bovine Hydrothorax with Computed Radiography. Indian Veterinary Journal 94(6):75.

83. Tanwar Mahendra, Gahlot T.K., Palecha Sakar, and Bishnoi P. (2017). Surgico-Therapeutic Management of Traumatic Pericarditis in Cattle and Buffaloes. 41st Annual Congress of Indian Society for Veterinary Surgery and National Symposium on "New Horizons in Cancer Research Pertaining to Effects on Health, Production and Reproduction in Animals". 14th to 16th December 2017. Tirupati

84. Yadav Nem Chand, **Jhirwal S.K.**, Bishnoi P. and Gahlot T.K. (2017). Computed Radiographic Diagnosis of Diverse Surgical Affections in Goats. Ruminant Science. 6 (1):185-190

85. A.K. Jhirwal, S.C. Goswami, V. Kumar, R. K. Singh, G. Mishra. Buffalo: Boon for Indian Economy. IX Asian Buffalo for Indian Economy, Feb. 1-4,2018 at ICAR-CIRB, Hisar.

86. A.K. Jhirwal, D.S. Manohar, B. Bais, S.C. Goswami, V. Kumar, and V. Singh. Managemental Practices of Buffaloes followed by livestock owners in Jaipur district of Rajasthan. IX Asian Buffalo for Indian Economy, Feb. 1-4, 2018 at ICAR-CIRB, Hisar.

87. S.C. Goswami, V.K. Choudhary & Gayatri Gurjar. Role of RAJUVAS in conservation and promotion of indigenous breeds of livestock. ICAR sponsored winter school on Conservation and Promotion of Indigenous Breeds of Livestock, 30 Oct to 19 Nov. 2017.

88. Jhirwal, A.K., Preethi, S. and V. Singh. Current status of Indian livestock and poultry and their contribution to Indian economy. ICAR sponsored winter school on Conservation and Promotion of Indigenous Breeds of Livestock, 30 Oct to 19 Nov. 2017

89. Sanjay Singh, Basant Bais, Raghvendar Singh, Lokesh Tak, Parma Ram Gorachiya and Renu Kumari (2018). Determination of the Bioactive Potential (Antioxidant Activity) of Camel Milk During Fermentation Process. Journal of Camel Practice and Research 25(1): 1-4.

90. Sanjay Singh, Basant Bais, Raghvendar Singh, Lokesh Tak and Renu Kumari (2018). Production of fermented yogurt by using of lactococcus lactis ssp. Cremoris and Fortified with jujube (ziziphus jujuba) syrup. Ruminant Science Vol 6 No 2, p 323-326

91. Sanjay Singh, Basant Bais, Ragvendar Singh, Lokesh Tak, C.S. Dhaka and Renu Kumari (2018). Determination of The Bioactive Potential (Antioxidant Activity) of Buffalo Milk During Fermentation. Process. Veterinary practitioner Paper accepted for Vol 19 No 1 June (2018).

92. Parma Ram Gorachiya, Basant Bais, Devendra Kumar, Basant, Sanjay Singh, Durga Devi and Lokesh Tak (2018). Studies on preparation and sensory evaluation of whey beverages developed from camel and buffalo milk using

pomegranate and watermelon fruit extract. *International Journal of Chemical Studies* (2018); 6(2): 3725-3727.

93. Padma Meel, **Basant Bais**, Shweta Choudhary and Saroj Choudhary (2018). Comparative evaluation of conventional and complete feed feeding system on body weight gain in marwari goats. Veterinary practitioner Paper accepted for Vol. 19(2).
94. Lokesh Tak, Basant Bais, Raghvendar Singh, C.S. Dhaka and Sanjay Singh (2018). Development, sensory evaluation and proximate analysis of fermented buffalo milk product prepared from date palm (*phoenix dactylifera). Veterinary practitioner* Accepted for June (2018).
95. Lokesh Tak, Basant Bais, Raghvendar Singh, Sanjay Singh and Renu Saini (2018). Studies On The Storage and Accessibility of Antioxidant Peptide Rich Buffalo Milk Yoghurt. *Ruminant Science* Vol 6 No 2, p 0-0.
96. Sanjay Singh, Basant Bais, Lokesh Tak, Renu Kumari, Parma Ram Gorachiya and Durga Devi (2018). Evaluation of Titrable acidity (Ta) of camel and buffalo milk during lactic acid fermentation by using *Lactococcus lactis ssp. cremoris* and *Lactococcus lactis ssp. lactis. International Journal of Chemical Studies* (2018); 6(3): 1023-1025.
97. Lokesh Tak, Basant Bais, Sanjay Singh, Neha Saini, Parma Ram Gorachiya and Durga Devi (2018). Studies on the chemical properties and accessibility of camel milk using lactobacillus fermentum and phoenix dactylifera. International Journal of Chemical Studies. (2018); 6(3): 952-954.
98. Devi D, Bais B, Kumar D (2018). Development and sensory evaluation of flexseed incorporated camel and buffalo milk nuggets. *International Journal of Chemical Studies* 2018; 6(3): 1511-1515.
99. Suresh Kumar Pasi, Basant Bais, C.S. Dhaka, Jorawar Singh and Ajay Sharma (2018). Studies on the effect of *Lactobacillus* with and without supplementation of live yeast on growth performance of broilers in arid zone of Rajasthan. *International Journal of Chemical Studies* 2018; 6(3):434-437.
100. K. Parihar, SB.S. Yadav, H.K. Narula, U. Pannu, and B. Bais (2018). Genetic, phenotypic and environmental trends on growth and wool traits in Magra sheep. *Journal of Small Ruminants* 2018, 24(1):152-153
101. Basant Bais, Lokesh Tak and Jorawar Singh (2018). Herbs: A Way to Enhance Functionality of Traditional Dairy Products *Journal of Dairy & Veterinary Sciences* 6(3): JDVS.MS.ID.555689.
102. Basant Bais, Jorawar singh and Lokesh Tak (2018) Agriculture Based etrepreneurship to Empower the Women to Enhance the Income for Livelihood *Curr Trends Biomedical Eng. & Biosci.* 14(5): CTBEB.MS.ID.555898
103. Basant Bais (2018). Role of field veterinarian in protected wild life region. *Int J Avian & Wildlife Biol.* 2018; 3(2):113-114
104. Basant Bais (2018) Taxonomy of some important wild/zoo animals found in India. *Int J Avian & Wildlife Biol.* 2018; 3(2):124-125.
105. Jorawar Singh, Basant Bais (2018). Wildlife tracking with latest electronic technology Int J Avian & Wildlife Biol 2018; 3(3):245-247.
106. Tak L, Bais B, Singh R, Singh S. (2017). Assessment of pH of fermented camel and buffalo milkby using lactobacillus fermentum and lactobacillus helveticus as starter culture at different time interval. J Vet Sci Res 2017 2(4): 000140
107. Lokesh Tak, Basant Bais, Raghvendar Singh, C.S. Dhaka and Sanjay Singh (2017). Study on Proteolytic Potential of Buffalo Milk using *Lactococcus Lactis ssp. remoris* and *Lactococcus Lactis Ssp. Lactis Dairy and Vet Sci J* 3(5): JDVS. MS.ID.555625
108. Bais B, Tak L, Mahla S (2017). Study of Preventive Health Measures for Wildlife in Captivity: A Review of Management Approaches *International Journal of Avian & Wildlife Biology* 2(3): 00020. DOI: 10.15406/ ijawb.2017.02.00020
109. Basant Bais, Parma Ram Gorachiya, Lokesh Tak, Sanjay Singh and Durga Devi (2017). Efficient Way to Use Whey as Ready to Serve (RTS) Beverage *Biomed J Sci & Tech Res* Volume 1- Issue 5:2017
110. Durga Devi, Basant Bais, Lokesh Tak, Parma Ram Gorachiya and Sanjay Singh (2017). Milk

Nuggets: A Rich Source of Vegetarian Protein *Journal of Dairy and Veterinary Sciences* 4(3): JDVS.MS.ID.555641

111. Solanki, S. and Kataria, A.K., Activities of some antibiotics against Staphylococcus aureus isolated from camel. Indian J. Comp. Microbiol. Immunol. Infect. Dis. 38(2) : 80-84.
112. D. Meena, S.K. Sharma, P.K. Boyal and A.K. Kataria (2017). Detection of genetic variations among staphylococcus aureus associated with camel skin wounds on the basis of spa and coa gene. Journal of Camel Practice and Research 24(2):203-208.
113. Kritika Gahlot, Mukul Purva, Rahul Yadav, Anupama Deora, Sunil Maherchandani, G.C. Gahlot and Sudhir Kumar Kashyap, Genetic diversity analysis of marwari sheep breed of Rajasthan using microsatellites markers, Veterinary Practitioner, 18(1) 1-4.
114. Gurao, A., Kashyap, S.K., and Singh, R, Beta-defensins: An innate defense for bovine mastitis, Veterinary world, 10:990-998.
115. S Choudhary, Diwakar, T Bhati and A.K. Kataria, Molecular typing of virulence associated gene (spa) of S. aureus isolated from cattle clinical mastitis, Journal of Entomology and Zoology Studies, 6(1): 1057-1060
116. Sunita, Diwakar and A.K. Kataria, Antibiotic resistance pattern of Staphylococcus aureus milk isolates from cattle with clinical mastitis, Ruminant Science, 6(2): 319-322
117. Rahul Yadav, Kritika Gahlot, Jyotika Yadav, Sunil Maherchandani, Sudhir Kumar Kashyap, Repetitive Extragenic Palindromic-PCR (REP-PCR) typing of Campylobacter jejuni isolated from poultry, Veterinary Practitioner, 18(1) In press.
118. Kritika Gahlot, Mukul Purva, Sunil Maherchandani, Sudhir Kumar Kashyap, Assessment of Genetic diversity in Chokla sheep breed of Rajasthan using microsatellite markers International Journal of Livestock Research, In Press.
119. Gurao, A., Singh, R., Kataria, R.S., Maherchandani, S., and Kashyap, S.K., Sequence Characterization and Insilico Anti-biofilm Activity Prediction of β Defensin 103A in Tharparkar Cattle Breed and Taurine Cattle, International Journal of Livestock Research, In Press.
120. Gurao, A., Kataria, R.S., Singh, R., Kumar, R.D., Mishra, S.K. and Kashyap, S.K. Association analysis of differential expression of beta-defensins with mastitis in indicine dairy cattle. Indian Journal of Dairy sciences. In Press.
121. Alka Galav, V. Galav, S. Maherchandani, S.K. Kashyap and S. Dalal, Evolution of Avian Influenza & Public Health, Vet. Pract., In Press.
122. Alka Galav and Sunil Maherchandani, Genetic Characterization and Phylodynamics of PPR Virus from Goat Herds of Bandikui, India" Ruminant science, In Press.
123. Ram Kumar, Nitin Khandelwal, Riyesh Thachamvally, Bhupendra Nath Tripathia, Sanjay Barua, Sudhir Kumar Kashyap, Sunil Maherchandani, Naveen Kumar, Role of MAPK/MNK1 signaling in virus replication, Virus Research, 253:48-61.
124. Jyoti Bishnoi, Nazeef Ansari, R. Kumar, A.K. Tomer, G.R. Gowane and Sudhir Kumar Kashyap, Variability of Myostatin gene and its association with growth traits in Malpura sheep. Indian Journal of Small Ruminant, Accepted.
125. Pradeep sharma, Sunil Maherchandani, B.N. Shringi, Sudhir Kumar Kashyap and K.S. Gopi Sunder, Temporal variation in pattern of *E. coli* strain diversity and antimicrobial resistance in the migrant Egyptian vulture, Infection Ecology and Epidemiology, 2018;8(1): 1450590.
126. Sunil Maherchandani, Aman Kumar and S.K. Kashyap, Infectious causes of Bubaline abortions, In: Bubaline theriogenology, Purohit G.N. (Ed). International Veterinary Information Service, Ithaca, NY, Book: A5710.1117.
127. Krupa K Soni, Rakesh Rao, Rajani Joshi, Munna Lal, Sunil Maherchandani, Pankaj Mangal and Balram, Study on isolation of common pathogenic bacteria from biomedical waistes, Vet. Pract., Vol. 18(1). 106-107.
128. Taruna Bhati, Kumar Gaurav, Pragya Nathiya, Sunita Choudhary, Diwakar and Anil Kumar Kataria., Detection of *ica*A and *ica*D genes for slime production in *Staphylococcus aureus*

isolates from bovine mastitic milk, udder surfaces and milkers' hands. Journal of Entomology and Zoology Studies, 6(5):901-905

129. Pragya Nathiya, Kumar Gaurav, Diwakar, Sandeep Kumar Sharma and Kataria, A.K., Detection of Phenotypic Variations and Biotypes of *Staphylococcus aureus* Obtained from Cattle Mastitic Milk. Int. J. Curr. Microbiol. App. Sci. 7(09):2450-2456
130. Diwakar, S Choudhary, Akriti, T Bhati and A.K. Kataria., Polymorphism in x-region of spa gene in *S. aureus* isolates from goats with clinical mastitis. Journal of Entomology and Zoology Studies, 6(4):1915-1918.
131. Rahul Yadav, Jyotika Yadav, Sunil Maherchandani and Sudhir Kumar Kashyap., Typing of *Campylobacter jejuni* isolated from poultry on the basis of flaA-RFLP by various restriction enzymes, Journal- Veterinary and Animal Science, vol-6 :1-5.
132. Chandra Pratap Singh; Manisha Mathur; Hemant Dadhich and Subha Ganguly (2018): Molecular characterization of Staphylococcus aureus of camel (*Camelus dromedarius*) in skin. Origin Int. J. Microbial. App. Sci. 7(1): 3486-3490.
133. Chandra Pratap Singh; Manisha Mathur; Hemant Dadhich and Subha Ganguly (2017): Pathological response of perifolliculitis, folliculitis and furunculosis in camel (*Camelus dromedaries*). Journal of Entomology and Zoology Studies. 5 (3): 1579-1581.
134. Joshi A.; Kataria N.; Asopa S. and Kataria A.K.(2017): Effect of ambient stressors on metabolism of Murrah buffaloes of various physiological states. Veterinary Practitioner Vol. 18 (2):172-175.
135. M Champawat, LN Sankhala, P Sharma, A Gaur and Hemvati (2018). Effect of flunixin co-administration on pharmacokinetics of cefquinome following intramuscular administration in goats. The Pharma Innovation Journal 7(5): 480-485.
136. M Champawat, LN Sankhala, P Sharma, A Gaur (2018). Pharmacokinetic of single dose intramuscular administration of cefquinome using microbiological assay in goats. Journal of Entomology and Zoology studies 6(3): 1825-1828.
137. Amita Ranjan, V.K. Dumka and Rakesh Ranjan (2018). Chronic flubendiamide exposure induces oxidative stress in water buffalo (Bubalus bubalis) calves. Current Science, 114(8):1610-12.
138. R.K. Saini, T. Sharma, R.K. Dhuria and L.N. Sankhala. Study of nutritive values of non conventional methi straw(trigonella foenumgraecum) as a sole source of diet in magra sheep (Dec., 2017). Veterinary Practitioner. 18 (2):284-285.
139. M.S. Kala, L.N. Sankhala, Lakshmi Kant, Lalit Kumar, S.R. Puniya and N.M. Shah (2018). Isolation, identification and molecular detection of Brucella abortus from bovines of North Gujarat. Journal of Entomology and Zoology Studies; 6(3): 1523-1527.
140. MS Kala, LN Sankhala, M Champawat, SR Puniya and NM Shah (2018). Comparative efficacy study of different serological tests for the diagnosis of brucellosis in bovines. The Pharma Innovation Journal; 7(5): 562-564.
141. Muchhara, J.A., Sankhala, L.N., Champawat, M., Bhavsar, S.K., Thakar, A.M. Dadhaniya, P.K., Vachhani, K.V. and Patel C.D. (2018). Evaluation of toxic potential of ketoprofen on hemato-biochemical parameters following subacute intramuscular administration in wistar rats. International Journal of Science, Environment and Technology. Vol. 7(3). 925-932.
142. Kataria, A.K.; Kataria, N.; Kumawat, R.N. and Sihag, A. (2017). Comparative exodus archetype of vultures in relation to environmental factors at Jorbeer conservation reserve, Bikaner, Rajasthan, India. Acta Biomedica Scientia: 4(1):4-10.
143. Singhal, S.S.; Saini, M.; Saini, B.S.; Pareek, S.; Joshi, A and Kataria, N. (2017). Extreme ambience associated variations in plasma iron indices of indigenous pig from arid tracts. Veterinary Practitioner. 18(2):176-179.
144. Saini, M.; Singhal, S.S.; Joshi, A.; Pareek, S.; Saini, B.S.; and Kataria, N (2017). Maneuvering of changes in enzymatic antioxidants in erythrocytes of non-descript goat from arid tracts during extreme ambiences. Veterinary Practitioner. 18(2):169-171.

145. Arora, S. and Kataria, N. (2017). Interrelation of serum aldosterone with sodium, potassium and chloride during hot ambience in poultry. Contemporary research in India. 2,7:74-78.

146. Joshi, A.; Kataria, N.; Asopa, S. And Kataria, A.K. (2017). Role of aldosterone in hot ambience associated oxidative stress in *Murrah* heifers Veterinary Practitioner. 18(1): 97-101.

147. Joshi, A.; Kataria, N.; Asopa, S. and Kataria, A.K. (2017). Effect of ambient stressors on metabolism of *Murrah* buffaloes of various physiological states. Veterinary Practitioner. 18(2):172-175.

148. Singhal, S.S.; Saini, M.; Saini, Pareek, S.; Saini, B.S.; Joshi, A and Kataria, N. (2018). Erythrocyte antioxidant status of indigenous pig from arid tracts during hot and cold ambiences. Veterinary Practitioner. 19 (1): Accepted.

149. Saini, M.; Singhal, S.S.; Joshi, A.; Pareek, S.; Saini, B.S.; and Kataria, N. (2018). Archetype of variations in erythrocytic antioxidants of non-descript goat from arid tracts during hot and cold ambiences. Veterinary Practitioner. 19(1):Accepted.

150. Joshi, A. and Kataria, N. (2018). Alterations in serum 5′ nucleotidase activity of Rathi female calves, heifers and cows from arid tracts during extreme ambiences. Acta Biomedica Scientia. 5(2): 43-50.

151. Joshi, A. and Kataria, N. (2018). Modulations in serum pepsinogen activity of Rathi female calves, heifers and cows from arid tracts during various ambiences. European Journal of Environmental Ecology. 5 (1): 1-9.

152. Srivastava, A.; Kataria, N. and Kataria, A. K. (2018). The intriguing alterations in non-enzymatic serum oxidative stress biomarkers of non-descript sheep from arid tracts during extreme hot environmental temperature period. Vet. Pract. 19(2). June: Accepted.

153. Srivastava, A.; Kataria, N. and Kataria, A.K. (2018). Energy status vis-à-vis carbohydrate enzyme regulators in nondescript sheep from arid tracts during extreme hot enviornmental temperature period. Vet. Pract. 19(2). Dec.: Accepted.

154. Srivastava, A. and Kataria, N. (2018). Contemplation of metabolomics during extreme hot ambience in non-descript sheep from arid tracts. Int. J. Chem. Stud. 6 (4): 2754-2757.

155. Kataria, A.K.; Kataria, N.; Pareek, R.K.; Akriti; Diwakar; Choudhary, S. and Kumawat, R.N. (2018). Effect of temperature humidity index on migration of Himalayan griffon (Gyps himalayensis) at Jorbeer conservation reserve, Bikaner, India. Journal of Entomology and Zoology studies. 6 (5):747-751.

156. Kumar, N., Gupta, A., Vijayata and Pilania, P.K. (2017). Morphological Identification of *Hyalomma dromedarii* tick of camel and its morphological differentiation from *Hyalomma anatolicum anatolicum* tick of cattle in Bikaner, Rajasthan. Camel: An international Journal of Animal Science, 5(1): 1-8.

157. Monika, Abhishek Gupta, P.K. Pilania, N. Kumar, K.P. Parmar and G.S. Manohar (2018). Prevalence of Balantidium Coli infection in the dairy animals of Semi Arid eastern plains of Rajasthan. Haryana Vet 56 (2): 210-213.

158. Choudhary, P. and Gupta, A. (2018). Ancillary approaches for sustainable control of parasites. Raksha technical reviews, 7(2): 21-24.

159. Choudhary, P., Gupta, A., Pilania, P. K., Singh, V. and Shringi, R. (2018). Prevalence and risk factor assessment of bovine *eimeriosis* in internal drainage dry zone of Rajasthan (India). *Applied biological research*, 20(3): 310-316.

160. Pankaj Mangal, Rakesh Rao, Rajani Joshi, Yogesh Arya, Balram, Rekha Lohiya. Isolation, identification and antibiotic sensitivity of *Staphylococcus aureus* in raw pork from retail meat outlets of Bikaner XV Annual Conference of Indian Association of Veterinary Public Health Specialists (IAVPHS) & National Symposium on *"Intersectoral Approaches to Combat Zoonoses: Strategies And Challenges"* (11th - 13th OCTOBER 2017) at Tirupati.

161. Pankaj Mangal, Rakesh Rao, Rajani Joshi, Gupta, S.R., Balram, Yogesh Arya Assessment of microbial load in raw pork from retail meat outlets of Bikaner XV Annual Conference

of Indian Association of Veterinary Public Health Specialists (IAVPHS) & National Symposium on *"Intersectoral Approaches to Combat Zoonoses: Strategies and Challenges"* (11th - 13th OCTOBER 2017) at Tirupati.

162. Pankaj Mangal, Rakesh Rao, Rajani Joshi, Gupta S.R., Balram, Rekha Lohiya (2017) Isolation, identification and antibiotic sensitivity of *Escherichia coli* in raw pork from retail meat outlets of Bikaner XV Annual Conference of Indian Association of Veterinary Public Health Specialists (IAVPHS) & National Symposium on *"Intersectoral Approaches to Combat Zoonoses: Strategies and Challenges"* (11th - 13th OCTOBER 2017) at Tirupati.
163. Balram, Rakesh Rao, Rajani Joshi, Gupta S.R., Pankaj Mangal, Rekha Lohiya (2017) Isolation, identification and antibiotic sensitivity of *Escherichia coli* in cara beef from retail meat outlets of Bikaner XV Annual Conference of Indian Association of Veterinary Public Health Specialists (IAVPHS) & National Symposium on "Intersectoral Approaches to Combat Zoonoses: Strategies and Challenges" (11th - 13th OCTOBER 2017) at Tirupati.
164. Krupa K. Soni, Rakesh Rao, Rajani Joshi, Munna Lal, S. Maherchandani, Pankaj Mangal and Balram (2017). A study on Isolation of common pathogenic bacteria from bio medical wastes Veterinary Practitioner 18 (1) 106-107.
165. Pankaj Mangal, Rakesh Rao and Rajani Joshi (2018) Isolation, identification and antibiotic sensitivity pattern of *Escherichia coli* in raw pork: A cross sectional study Journal of Entomology and Zoology Studies 6(2): 395-398.
166. Pankaj Mangal, Rakesh Rao and Rajani Joshi (2018). Assessment of Microbial Load in Raw Pork from Retail Meat Outlets of Bikaner International Journal of Current Microbiology and Applied Sciences 7(2): 268-272.
167. Rajani Joshi, Rakesh Rao, S. Maherchandani, Pankaj Mangal, Amit Pandey (2018). Serological Survey of Bovine Brucellosis in Western Rajasthan Veterinary Practitioner 20 (1).
168. Soni Y., Ashok Kumar, J.S. Mehta, T.R. Talluri, S.K. Ravi, R.A. Legha, B.N. Tripathi and Tejpal (2017). Comparative study of fresh and frozen thawed seminal characteristics of three indigenous breeds of stallions. Veterinary Practitioner. 18(2): 252-256.
169. Dudi V., J.S. Mehta, A.K. Chaudhary, Pramod Kumar, Amit Kuar and Swati Ruhil (2017). Efficacy of different estrus synchronizing protocols on estrus induction in postpartum lactating dairy cows. Ruminant Science 6(2):
170. Kumar S. and G.N. Purohit (2017). Effect of different hormonal therapies on day 5 of estrus on plasma progesterone profile and conception rates in repeat breeding dairy cows. Journal of Animal Health and production. 5(3): 103-106.
171. Singh D., Pramod Kumar, J.S. Mehta, Ashok kumar, Amit kumar, Swati Ruhel and Vinod Dudi. (2017). Dystocia due to schistosomareflexus (co-twin) in a Marwari goat- a case report. Life Science Leaflets 94:10-12.
172. Kumar P., J.S. Mehta, G.N. Purohit, Sandeep Dholpuria, Ashok Kumar and Amit Kumar (2018). Extraction of dicephalicmonostomus monster in Rathi cow through fetotomy- a case report. Raksha Technical Review 7(2): 15-16.
173. Singh D., Pramod Kumar, J.S. Mehta, and Vinod Dudi (2018). Dystocia in a Marwari mare due to brachygnathism and arthogyposis monster- a case report. Life Sciences Leaflet. 97:11-15.
174. Purohit G.N. (2018). Reproduction bio-technologies in Indian cattle. Open Access Journal of Veterinary Science and Research. 3(1):1-4.
175. Ruhil S., Pramod Kumar, Vikas Khicher and Tejpal (2018). Dystocia in Sheep and its correction by fetotomy. Life Science Leaflet. 96: 7-10.

Seminar/Symposium/Workshop attended

1. Organised the National seminar on 'Sustainable Management of Livestock and Poultry Diversity for enhancing the Farmer's Income'' held from 8-10 Feb. 2018 at RAJUVAS, Bikaner was attended by Dr. G.C. Gahlot, Dr. R.K. Joshi, Dr. Urmila Pannu and Dr. Manju Nehra.
2. Dr. Nazeer Mohammed Participated in training programme ICAR Sponsored CAFT

Training Course on "Recent Approaches in Clinico – Pathological Diagnosis of Animal Diseases" held in the Department of Veterinary Pathology, GADVASU from November 17 to December 7, 2017.

3. Dr. Nazeer Mohammed Participated in 36th annual convention of Indian Society for Veterinary Medicine and National symposium on " Animal Health Delivery – The priorities of the professionals for enhancing Farmers income" held at Bhubaneswar on February 01-03-2018, organized by College of Veterinary Science and Animal Husbandry, Odisha University of Agriculture and Technology, Bhubaneswar, Odisha.
4. Dr. Nazeer Mohammed Participated the National Symposium on "Sustainable Management of Livestock and Poultry Diversity for Enhancing the farmers' Income" & XV annual convention of society for conservation of Domestic animal Biodiversity (SOCDAB) held from February 8-10, 2018, organized by Rajasthan University of Veterinary and animal Sciences, Bikaner.
5. Dr. J.P. Kachhawa Participated in 36th annual convention of Indian Society for Veterinary Medicine and National symposium on " Animal Health Delivery – The priorities of the professionals for enhancing Farmers income" held at Bhubaneswar on February 01-03-2018, organized by College of Veterinary Science and Animal Husbandry, Odisha University of Agriculture and Technology, Bhubaneswar, Odisha.
6. Dr. J. P. Kachhawa Participated in advanced Short Course on "Nutrition for Health – Advances in the Science of Animal Nutrition" organized by Centre for Advance Faculty Training (CAFT) in Animal Nutrition, from 07/02/2017 to 27/02/2017 (Duration: 21 Days) at ICAR – Indian Veterinary Research Institute (IVRI), Izatnagar, Bareilly, Uttar Pradesh.
7. Dr. Sita Ram Gupta Participated in National Seminar on "Recent Development and Strategies for Management of Disasters in Animals" held during March 13th – 14th 2018, organized by Center for Disaster Management Technology for Animals, RAJUVAS, Bikaner.
8. Dr. Sita Ram Gupta Participated in 36th Annual Convention of Indian Society of Veterinary Medicine (ISVM) & National Symposium on "Animal Health Service and Delivery – The Priorities of the Professional for Enhancing Farmes income" held during February 01-03rd 2018, organized by College of Veterinary Science and Animal Husbandry, Orissa University of Agriculture and Technology, Bhubaneswar.
9. Dr. A.P. Singh Participated in National Seminar on "Diversity of Cultural and Environment" held during November 19th 2018, organized by Institute of self reliance, on the occasion of citizen's day and conferred Bharat Vikas Award, Press club of Odisha, Bhubaneswar.
10. Dr. Savita Participated in 36th annual convention of Indian Society for Veterinary Medicine and National symposium on " Animal Health Delivery – The priorities of the professionals for enhancing Farmers income" held at Bhubaneswar on February 01-03-2018, organized by College of Veterinary Science and Animal Husbandry, Odisha University of Agriculture and Technology, Bhubaneswar, Odisha.
11. Dr. Savita Participated in International Congress on Canine Practice & XV Annual Convention of Indian Society for Advancement of Canine Practice Symposium on "Emerging Issues, Innovative Techniques and Comprehensive Overview of Research Developments in Canine Practice" from 07-02-2018 to 09-02-2018 organised by Department of Veterinary Medicine, NTR College of Veterinary Science, Gannavaram, Sri Venkateswara veterinary University, Andhra Pradesh.
12. Dr. Anil Ahuja Participated in International Congress on Canine Practice & XV Annual Convention of Indian Society for Advancement of Canine Practice Symposium on " Emerging Issues, Innovative Techniques and Comprehensive Overview of Research Developments in Canine Practice" from 07-02-2018 to 09-02-2018 organised by Department of Veterinary Medicine, NTR College of Veterinary Science, Gannavaram, Sri Venkateswara veterinary University, Andhra Pradesh.

13. 2nd National Conference of Society for Veterinary and Animal Husbandry Extension (SVAHE) at SKUAST- Jammu on 10-12, April, 2017 Dr. Devi Singh Rajput and Dr. Pankaj Mishra.
14. Title- 'International Conference on the Belt and Road: Camel Science, Industry and Culture'. Venue- West Alexa, Inner Mongolia, CHINA, Period- 22nd to 26th September 2017, Name of Faculty- Dr. P. Bishnoi, Dr. Anil Kumar Bishnoi and Dr. T. K. Gahlot.
15. Title- 41st Annual Congress of Indian Society for Veterinary Surgery and National Symposium on "New Horizons in Cancer Research Pertaining to Health, Production and Reproduction in Animals" at College of Veterinary Science, Tirupati. Venue- Sri Venkateswara Veyterinary University, Tirupati, Period- 14th to 16th December 2017, Name of Faculty Dr. P. Bishnoi, Dr. Sakar Palecha, Dr. S.K. Jhirwal and Dr. Mahendra Tanwar.
16. Dr. Anju Chahar and Dr. Pavan Goyal attended National Symposium on Sustainable Management of Livestock and Poultry Diversity for Enhancing the Farmer's Income held at CAVAS, Bikaner on February 08-10, 2018.
17. National Conference on "Small holders Livestock Producer in India: Opportunities and Challenges" and 25th Annual Convention of Indian Society of Animal Production and Management, 11-13th April 2018.
18. XVII biennial animal nutrition conference on nutritional challenges for raising animal productivity to improve farm economy to be held at Junagadh Agriculture University, Junagadh animal nutrition society of India during February 1-3, 2018.
19. IX Asian Buffalo for Indian Economy, Feb. 1-4,2018 at ICAR-CIRB, Hisar.
20. Attended winter school on conservation and promotion of indigenous breeds of livestock from 30 Oct. to 19 Nov 2017.
21. ICAR sponsored winter school on Conservation and Promotion of Indigenous Breeds of Livestock, 30 Oct to 19 Nov. 2017 (First time in RAJUVAS).
22. National Symposium on "Livestock resource Management under Changing Climate Scenario and 24th Annual Convention of Indian Society of Animal Production and Management, 17-19th May 2017.
23. National seminar on recent development and strategies for management of disasters in animals. 13-14 March 2018. Rajasthan University of Veterinary and Animal Sciences, Bikaner.
24. National symposium on sustainable management of livestock and poultry diversity for enhancing the farmers' income and 15th annual convention of society for conservation of domestic animals biodiversity (SOCDAV). 8-10 February 2018. Rajasthan University of Veterinary and Animal Sciences, Bikaner.
25. Summer/Winter/Training attended by Dr. Ruchi Maan, ICAR sponsored winter school from 30th Oct. to 19th Nov. 2017 at RAJUVAS, Bikaner on "Conservation and promotion of indigenous breeds of livestock."
26. XXVII National Congress of Veterinary Parasitology and National Symposium on "Technologies for Sustainable parasite control and Readdressal of detection methods directed for upliftment of rural economy" 12-14th Feb. 2018 Organized by CVAS, Navania, Vallabhnagar, Udaipur attended by Dr. Praveen Kumar Pilania (Assistant Professor) & Dr. Poonam Choudhary (Teaching Associate) from this department.
27. Dr. Rajani Joshi participated in Winter School on "Conservation and Promotion of Indigenous Breeds of Livestock" to be held from 30th October to 19th November, 2017 at Livestock Production Management, College of Veterinary and Animal Science, Bikaner.
28. Dr. Rakesh Rao Dr. Rajani Joshi Dr. Mohammed Ayub, attended XV Annual Convention of Society for Conservation of Domestic Animal Biodiversity & National Symposium on "Sustainable Management of Livestock and Poultry Diversity for enhancing the Farmers' Income held during 08-10 February 2018 at Deptt. of Animal Genetics & Breeding, CVAS, Bikaner.
29. Dr Sunanda Sharma Attended the XXXIIIth Annual convention and National symposium

on "Use of Reproductive Technologies and Production improvement in Livestock Species aiming to Socio economic development of Rural mass" from 9th to 11th February 2018. Kolkata, West Bengal, India.

30. Dr Pramod Kumar attended the Caft training programme on: Nutrition for health: Advances in the science of animal nutrition at IVRI, Izzatnagar, UP on Feb. 2018.
31. Dr Sandeep Dholpuria attended the Winter school: Conservation and promotion of indigenous breeds of livestock, CAZZRI Jodhpur. 30 Oct. to 19 Nov. 2017.
32. Dr. Sanjeev Joshi- XXXII Annual Convention of IAVA and National Symposium Department of Anatomy and Histology, CVAS, Bhubneshwar.
33. Dr. Pankaj Kumar Thanvi- XXXII Annual Convention of IAVA and National Symposium Department of Anatomy and Histology, CVAS, Bubneshwar.
34. Dr. Ashok Dangi- XXXII Annual Convention of IAVA and National Symposium Department of Anatomy and Histology, CVAS, Bhubneshwar.
35. National Symposium on "Sustainable Management of Livestock and Poultry Diversity for enhancing the Farmers' Income & XV Annual Convention of Society for Conservation of Domestic Animal Biodiversity (SOCDAB), 8-10 February 2018, CVAS, RAJUVAS, Bikaner Prof. (Dr.) Basant Bais.
36. 2nd National Agricultural Convention on Agricultural Skill Development for Doubling Farmers Income (ASDFI-2017), 7 October 2017, CVAS, RAJUVAS, Bikaner Prof. (Dr.) Basant Bais.
37. Workshop on 'Commercial & Backyard Goat Farming with Scientific Approach'in association with International Goat Association (IGA) during 5th Rajasthan Science Congress-2017, 13-14 October 2017, Amity University, Jaipur, Ashok Prajapat, Rohit Meena, Jorawar Singh (M.V.Sc. scholars).
38. Summer School Training Programme Entitled, "Improving Reproduction Rate through Assisted Reproductive and Stem cell Technologies for Enhancing Production in Small Ruminants" Organized by the CIRG, Makhdoom, Farah, Mathura (U.P.) sponsored by ICAR (Ministry of Agriculture) New Delhi 06-26 Ju1, 2017, Dr. N. S. Rathore.
39. International conference on "Recent trends in Bioinformatics and biotechnology for sustainable development" organized by Society for bioinformatics and biological sciences at SKUAST- J 12-13, Oct. 2017., Dr. Chetna Mahajan.
40. Twenty days training course on "Advances in functional food" at Division of Animal Biochemistry, NDRI, Karnal. 01-21 Dec., 2017 Dr. A.K. Pandey.
41. National Symposium on SOCDAB-2018 "Sustainable Management of Livestock and Poultry Diversity for Enhancing the Farmer income" & XV Annual Convention of Society for Conservation of Domestic Animal Biodiversity (SOCDAB), 2018. Organized by RAJUVAS, Bikaner and Conservation of Domestic animal Biodiversity, NBAGR, Karnal, 8-10 Feb 2018, Dr. Meenaxi Sareen, Dr. Anil Moolchandani, Dr. N.S. Rathore.
42. CAFT Short Course Training Programme on "Recent Advances in Stress Genomics for Livestock Production" Organized by CAFT in Veterinary P & C Division, IVRI, Izatnagar, Bareilly (U.P.) sponsored by ICAR (Ministry of Agriculture) New Delhi 09-29 Jan. 2018, Dr. N.S. Rathore.
43. National Symposium on "Use of Reproductive Technologies and Production Improvement in Livestock Species Aiming to Socio-Economic Development of Rural Mass" & XXXIII Annual Convention of The Society for Study of Animal Reproduction organized by ARDD, Govt. of West Bengal & WBUAFS, Kolkata (W.B.) 09-11 Feb. 2018, Dr. N.S. Rathore.
44. Twenty days training course on "Acclaimation and adaptation of high altitude livestock in changing climatic scenario" at Division of Animal Physiology and Climatology, IVRI, Izatnagar, Bareilly. 01-21 June 2018, Dr. A.K. Paney.
45. International conference of Society of bioinformatics and biological science on "Recent trends in bioinformatics and biotechnology for sustainable development" held at Jammu (J & K) organised by Faculty of veterinary sciences and AH, sher-e-Kashmir

UNIV. of Agri. Sciences and Technology of Jammu, R.S. Pura Jammu. Dr. A.K. Kataria Professor and Head.

46. National symposium on "Sustainable Management of Livestock and Poultry Diversity for enhancing the Farmers' Income" of XV Annual Convention of Society for Conservation of Domestic Animal Biodiversity (SOCDAB) at RAJUVAS, Bikaner. Dr. B.N. Shringi Professor.
47. International conference of Society of bioinformatics and biological science on "Recent trends in bioinformatics and biotechnology for sustainable development" held at Jammu (J & K) organised by Faculty of veterinary sciences and AH, sher-e-Kashmir UNIV. OF Agri. Sciences and Technology of Jammu, R.S. Pura Jammu. Dr. Sunil Maherchandani Professor.
48. National symposium on "Sustainable Management of Livestock and Poultry Diversity for enhancing the Farmers' Income" of XV Annual Convention of Society for Conservation of Domestic Animal Biodiversity (SOCDAB) at RAJUVAS, Bikaner, Dr. Sunil Maherchandani Professor.
49. National symposium on "Sustainable Management of Livestock and Poultry Diversity for enhancing the Farmers' Income" of XV Annual Convention of Society for Conservation of Domestic Animal Biodiversity (SOCDAB) at RAJUVAS, Bikaner, Dr. Taruna Bhati Professor.
50. National seminar on 'Recent Development and Strategies for management of Disasters in Animals' Dr. Diwakar and Rishi kumar Pareek Project Associate.
51. National symposium on "Sustainable Management of Livestock and Poultry Diversity for enhancing the Farmers' Income" of XV Annual Convention of Society for Conservation of Domestic Animal Biodiversity (SOCDAB) at RAJUVAS, Bikaner Dr. Kritika Gahlot Teaching Associate.
52. National Seminar on "Improvement of Small Ruminant Production System for Livelihood Security" held at ICAR-CSWRI, Avikanagar, Rajasthan, India during March 09- 10, 2017, Dr. Dinesh Jain.
53. XVII biennial Animal Nutrition Conference (ANSICON 2018) on "Nutritional Challenges for Raising Animal Productivity to improve Farm Economy" held at Junagadh Agricultural University, Junagadh from 1-3 Feb. 2018, Dr. Dinesh Jain.
54. XVII biennial Animal Nutrition Conference (ANSICON 2018) on "Nutritional Challenges for Raising Animal Productivity to improve Farm Economy" held at Junagadh Agricultural University, Junagadh from 1-3 Feb. 2018, Dr. Rajesh Nehra.
55. National Symposium on "Sustainable management of livestock and poultry diversity for enhancing the farmer's income" Three days, From 08-10 Feb. 2018, Dr. Hemant Dadhich, Dr. Sunita Rani, Dr. Indu Vyas, Dr. Manisha Mathur, Dr. Shesh Asopa, Dr. Manisha Mehra.
56. National seminar on "Recent development and strategies for management of disasters in animals", Two days, From 13-14 March, 2018, Dr. Hemant Dadhich, Dr. Sunita Rani, Dr. Indu Vyas, Dr. Manisha Mathur, Dr. Shesh Asopa, Dr. Manisha Mehra.
57. XVII Annual Conference of Indian society of Veterinary Pharmacology and Toxicology and National Symposium on 'Combating Antimicrobial Resistance' held at LUVAS, Hisar, Haryana. Three days 20-22, Dec. 2017, Dr. Pratishtha Sharma, Dr. L.N. Sankhala.
58. National symposium on 'Sustainable Management of Livestock and Poultry Diversity for Enhancing the Farmer's Income' and XV Annual Convention of Society for Conservation of Domestic Animal Biodiversity (SOCDAB), 2018 held at CVAS Bikaner. Three days 08th -10th Feb. 2018, Dr. Amita Ranjan.
59. National Seminar on "Recent Development and Strategies for management of Disasters in Animals" held at CVAS Bikaner. Two days 13th -14th March, 2018, Dr. Pratishtha Sharma, Dr. Amita Ranjan.
60. Training on 'Conservation and Promotion of Indigenous Breeds of Livestock' held at RAJUVAS, Bikaner. 21 days October 30 -November 19, 2017, Dr. Amita Ranjan.

Manuals :

For B.V.Sc. & A.H.

1. VMD-411: Practical manual of Clinical Veterinary Medicine
2. VSR-411: General veterinary surgery, anesthesiology and diagnostic imaging
3. VSR- 421: Regional veterinary surgery
4. VPB-111 Blood, Cardiovascular & Excretory System, Body Fluid
5. VPB-121 Neuromuscular, Digestive & Respiratory System
6. VPB-221 Endocrinology, Reproduction, Growth & Environmental Physiology
7. VPT-311-General & Systemic Pharmacology
8. VPT-321-Veterinary Nueropharmacology
9. AHDP Practical Manual
10. Meat Science
11. Abattoir practices & Animal by products Technology
12. Milk and Milk products technology
13. VAE-311-Principles and Techniques of Veterinary and Animal Husbandry Extention
14. VAE-321-Livestock Economics, Marketing and Business Management
15. AHE-411-Extension Techniques in Veterinary Practice and Livestock Production.
16. AHD-141-Animal Husbandry Extension-I
17. AHD-142-Animal Husbandry Extension-II
18. VPP 211 General Pathology
19. VPP 221 Systemic Pathology
20. VPP 311 Special Pathology-I
21. VPP 321 Special Pathology-II
22. VLD 421 Veterinary Laboratory Diagnosis
23. VLD 511 Veterinary Laboratory Diagnosis
24. ANN 121 Applied Nutrition
25. ANN 111 Principles of Animal Nutrition and Feed Technology
26. VAE 311 Principles and Techniques of Veterinary and Animal Husbandry Extension
27. VAE 321 Livestock Economics, Marketing and Business Management
28. AHE 411 Extension Techniques in Veterinary Practice and Livestock Production
29. AHE 141 Animal Husbandry Extension-I
30. AHE 142 Animal Husbandry Extension-II
31. VPE 311 Milk and Meat Hygiene, Food safety and Public Health
32. VPE 321 Veterinary Epidemiology & Zoonosis
33. LPM 211 Avian Production Management
34. LPM 221 Commercial Poultry Production And Hatchery Management
35. LPM 222 Management of Camel and Pet Animals Care
36. LPM 111 General Principles & Ruminants
37. LPM 121 Fodder Production & Grass land Management
38. LPM 122 Monogastric & Laboratory Animals
39. VPB 111 Veterinay Physiology-I
40. VPB 121 Veterinary Physiology-II
41. VPB 221 Veterinary Physiology-III
42. VLD 421 Veterinary Sabontory Diagnosis
43. VLD 511 Veterinary Sabontory Diagnosis
44. AGB 111 Biostatistics and Introduction to Computer Application
45. AGB 211 Livestock and Poultry Breeding
46. VPT 311 General and Systemic Veterinary Pharmacology
47. VPT 321 Vety. Neuro Pharmacology
48. VPT 411 Vety. Chemotherapy
49. VPT 421 Vety. Toxicology
50. VCM 421 Clinical Vety. Medicine
51. VCM 422 Vety. Clinical Medicine I Clinic
52. VCM 512 Vety. Clinical Medicine II Clinic
53. VCM 411 Clinical Vety. Medicine
54. VCM 513 Vety. Ethics & Jurisprudence
55. VCM 511 Vety. Clinical Medicine
56. VAC 511 Vety. Ambulatory Clinic-II
57. VAD 421 Vety. Ambulatory Clinic-I
58. VAD 411 Vety. Ambulatory Clinic-I
59. VPA 211 Gen. Vety. Parasitology & Vety. Helminthology
60. VPA 221 Vety. Entomology & Acarology
61. VPA 222 Vety. Protozoology
62. VEP 411 Vety. Epidemiology
63. VEP 412 Vety. Preventive Medicine-I

64. VEP 422 Vety. Preventive Medicine-II
65. VAN-111 Vety. Gross Anatomy-I
66. VAN-121 Vety. Gross Anatomy-II
67. VAN-211 Vety. Histology and Embyology
68. VAN-221 Vety. Splanchnology and Applied Anatomy

For M.V.Sc.

1. AHE-601 Fundamentals of Veterinary and Animal Husbandry Extension
2. AHE-602 Communication for Livestock Development
3. AHE-603 Diffusion and Adoption of Animal Husbandry Practices
4. AHE-604 Extension Techniques and Audio Visual Aids
5. AHE-605 Animal Husbandry Programme Planning and Evaluation
6. AHE-606 Research Methodology in Veterinary and Animal Husbandry Extention
7. AHE-607 Social psychology and Group Dynamics
8. AHE-608 Animal Husbandry Development Programme
9. AHE-609 Development in the Concept of Extension
10. AHE-610 Human Resource Management in Animal Husbandry Sector
11. AHE-611 Gender and Livestock Developments
12. AHE-612 Information and Communication Technology in Livestock Developments
13. LPM-608 Poultry farm and Hatchery Management
14. LPM-601 Cattle and Buffalo Production & management
15. LPM-602 Sheep and Goat Production and Management
16. LPM-612 Wildlife management and conservation
17. LPM-611 Equine production and management
18. LPM-607 Climatology and animal production
19. LPM-609 Farm Animal Behavior
20. LPM-605 Farm Animal Behavior
21. LPM-605 Shelter management
22. VCM-604 Canine & feline clinical medicine
23. VCM-603 Equine clinical medicine
24. VMD-712 Diseases of Large Animal Infectious
25. VMD-711 Clinic-III
26. VCM-611 Veterinary forensic medicine
27. VMD-715 Veterinary Jurisprudence
28. VMD-607 200, wild & laboratory Animal Medicine
29. VMD-613 Prevention and control of communicable diseases
30. VMD-610 Diseases of Animals caused by toxicants
31. VMD-625 Diseases of large animal- (clinical)
32. VCM-606 Avian Medicine
33. VCM-601 Ruminant Clinical Medicine
34. VCM-604 Canine & Feline Clinical Medicine
35. VMD-711 Clinic-III
36. VMD-611 Clinic-I
37. VMD-714 Advance Toxicology
38. VCM-614 Clinic Practice I
39. VCM-615 Clinical practice-II
40. VCM-609 Production disease
41. VMD-612 Advanced Poultry Diseases
42. VMD-612 Advanced Poultry Diseases
43. VMD-711 Clinic-III
44. VCM-611 Veterinary forensic medicine
45. VEP-601 Principle of Epidemiology
46. VEP-603 Livestock & Poultry disease Investigation
47. VEP-605 Biosecurity Practices in disease prevention
48. VEP-606 Infectious Disease of Ruminants I
49. VEP-602 Applied Epidemiology
50. VEP-607 Infectious Disease of Ruminants II
51. VEP-609 Infectious disease of canines and felines
52. VEP-608 Infectious disease of Equines
53. VEP-612 Infectious disease of Laboratory and Zoo animals
54. VEP-604 Veterinary clinical Epidemiology
55. VEP-610 Infectious diseases of poultry

56. VEP-611 Infectious diseases of animal species of regional importance
57. VPT-611 General Pathology
58. VPT-612 Techniques in Pathology
59. VPT-613 Diagnostic and PM Pathology
60. VPT-621 Pathology of Infectious Disease of Domestic Animals-I
61. VPT-622 Laboratory Animal Pathology
62. VPT-624 Clinical Pathology-I
63. VPT-625 Avian Pathology
64. VPT-711 Pathology of Infectious Disease of Domestic Animals-II
65. VPT-712 Clinical Pathology-II
66. VPA-601 Vety. Helminthology I
67. VPA-602 Vety. Helminthology II
68. VPA-603 Vety. Entomology and Acarology
69. VPA-604 Vety. Protozoology
70. VPA-605 Vety. Parasitological Technique
71. VPA-607 Trends in control of Live stock and poultry parasites
72. VPA-608 Immuno Parasitology
73. VPA-610 Parasites of Zoo and wild animals
74. VPH -601 Elements of Veterinary Public Health
75. VPH-602 Bacterial and Rickettsial agents of public health significance
76. VPH-603 Viral, fungal and parasitic agents of public health significance
77. VPH-604 Zoonoses and public health
78. VPH-605 Principles of food hygiene and safety
79. VPH-606 Food borne infections and intoxications
80. VPH-607 Meat and milk hygiene
81. VPH-608 Environmental pollution and safety
82. VPH-609 Fish, fish products and sea food hygiene
83. VPH-610 Bioterrorism and disaster management

For Ph.D.

1. VPT-813 Special Poultry Pathology
2. LPM-703 Advances in Swine production & management
3. LPM-704 Advances in laboratory animal production & management
4. LPM-705 Advances in poultry production & management
5. LPM-706 Advances in Environmental management
6. LPM-707 Advances in Equine management
7. VPA-605 Vety. Parasitological Technique
8. VPA-607 Trends in control of Livestock and poultry parasites
9. VPA-703 Host parasite interaction
10. VPA-704 Advances in Vety. Protozoology

AHDP

1. AHD-141 Animal Husbandry Extension I
2. AHD-142 Animal Husbandry Extension II
3. AHD-111 Introductory Vety. Anatomy-I
4. AHD-112 Introductory Vety. Anatomy-II

Hostel facilities :

One new boy's hostel has been sanctioned by the ICAR in the year under report the construction is in underway. The details of existing hostels with availability are as under.

S.N.	Name of Hostel	Type of Hostel (Boys/ Girls/ International)	Place with District	Wi-Fi	Accommodation Facilities in Number			Alternative Arrangements	
					Rooms	Beds	Total No. of allotted Beds	Rooms	Beds
1.	UG-I	Boys	Bikaner	Available	75	163	89	100 Extra Beds are available	
2.	UG-II	Boys	Bikaner	Available	09	27	15		
3.	PG-I	Boys	Bikaner	Available	35	35	35		
4.	PG-II	Boys	Bikaner	Available	38	54	40		
5.	New Boys Hostel	Family Hostel	Bikaner	Available	13	26	26		
6.	Girls Hostel	Girls	Bikaner	Available	68	132	132		
7.	Intern Hostel	Boys	Bikaner	Available	11	33	–		
8.	Boys Hostel (Old)	Boys	Navania, Vallbhnagar, Udaipur	Available	54 (Double)	108	106	–	–
9.	Boys Hostel (New)	Boys	Navania, Vallbhnagar, Udaipur	Available	6 (Double) 39 (Triple)	129	–	–	–
10.	Girls Hostel	Girls	Navania, Vallbhnagar, Udaipur	Available	34 (Single) 4 (Double) 52 (Triple)	198	125	–	–

LIBRARY :

The Library remains open on all working days during working hours of the college. Efforts are made to acquire latest useful text books/reference books needed specifically for students, researchers and faculty.

The Library has built up a very good collection of books to provide the college community enough to meet their various information needs and purposes. Recent publications are procured for the use of library users. The library collection consists of about 54541 publications including textbooks, reference books, e-books, manuals, advances, encyclopedias, dictionaries and annual reports. During the year under report 4189 books, as well as 234 Reports/Newsletter and pamphlets were added to the library collection. In college library Journals are the most important medium of scientific communication because of its up-to-date ness, the library subscribes 35 Indian journals & 05 foreign e-Journals during the period under report. As well as Electronic information like CeRA / Krishi prabha provide for the improvement of academic and research programmes.

JOURNALS:

Back volumes of Journals play a vital role in reference service. Hence the back volumes of the Journals are carefully bound and kept as reference for students, faculty and researchers. The library has got a rich collection of about 6163 bound volumes of International and National Journals.

BACK VOLUMES OF JOURNALS:

The library helps the users to retrieve data from the CD-ROM database. The library procures important CD-ROM database to strengthen the CD-ROM database access facility. Various CD-ROM RELEVENTS TO VETERINARY AND ANIMAL SCIENCES ARE ALSO PROCURED AND KEPT FOR REFERNCE IN THE LIBRARY. At present there are 60 CD-ROM databases available in the library. The library collection is consisting of 15 video cassettes with facility to make use of the resources.

Sr. No.	Documents	Total
1.	General books	29950
2.	Book- Bank Books	9637
3.	Social- Welfare Books	4387
4.	Mrs. Kusum Rathor Trust Books	232
5.	Bound Journals	6163
6.	Thesis	1087
7.	Reports	5256
8.	Video-Cassette	15
9.	Books CD	100
10.	VET/BEAST CD-ROM DATABASE	48
11.	CAB-DC,CD-ROM DATABASE	36
12.	E-BOOKS	203
	Total	57114

Library Services:

1. Document landing Service
2. Reference service
3. OPAC Service
4. Reprography Service
5. General/SC/ST Book Bank Service
6. Newspaper Clipping Service.
7. Inter-Library Loan Service

Facility of e- library:

A well furnished room with 50 reader capacities having all facilities for accessing the internet and CD-ROM data base and online access is available for use by the staff and student of RAJUVAS. The eagerness to use the e-library facility for acquiring their needful information is increasing day by day among the users.

Information services:

The library is providing various types of information services to the users, articles form current journals are sent to faculty members regularly.

Digitization of information resources:

The library has taken up digitization project entitled "e-Granth: strengthening of digital library & information management under NARS" of NIPA component -1. The library has been able to become one of the active partners in developing Agri-Cat: the union catalogue of agricultural institutes of India by this, the user of this university can be able to browse the holdings of other libraries affiliated to ICAR.

Membership of Library consortium:

1) CeRA: Consortium for e-Resources in Agriculture
2) Agri-Cat (World Cat.)
3) Krishiprabha (online Database of theses)
4) Krishi-Kosh

Extra Curricular Activities

Event Held in 2017-18

1. 3rd BVSc & AH students of CVAS Bikaner departed for their 5 days Educational Tour on 14th April, 2017 to visit various Wildllife Sanctuaries of the Rajasthan. They visited the Machia National Park, Jodhpur, Mount Abu Wildlife Sanctuary, Sajjangarh Wildlife Sanctuary, Kumbhalgarh Wildlife Sanctuary, Ajmer Zoo etc. during their tour. Total 67 students undertook the tour.
2. World Veterinary Day was celebrated on 29th April, 2017 in the main campus Bikaner. Quiz competition was organized on this occasion. Poster making and Elocution competition were organized and a theme lecture was given by prof. Anil Kataria on the theme of

WVD-2017 i.e. "Antimicrobial Resistance: From Awareness to Action". Winner students were given prizes on this day. Function was presided over by the Hon'ble Vice-Chancellor Prof. (Dr.) Col. A. K. Gahlot while the Director, National Research Center on Camel Dr. N. V. Patil was the chief guest.

3. New 100 Feet National Flag was once again hoisted by Hon'ble Vice-Chancellor Prof. (Dr.) Col. A. K. Gahlot on 9th April, 2017 with full grace and ceremonial way as previous flag was damaged due to high speed winds. Cadets of 1st Raj. R & V Sqd., Faculty members and students were present on the occasion.
4. 8th Foundation Day of RAJUVAS was celebrated with full zeal and enthusiasm. An essay competition was organized on this occasion for the students on the theme "My Dream RAJUVAS in 2025." Winners were awarded during the main function. Hon'ble Chancellor and Governor, Rajasthan congratulated all on this occasion through his message. Hon'ble Vice-Chancellor gave a presentation of 7 years journey and development of the University on this occasion. Hon'ble Vice-Chancellors of MGSU, Bikaner and SKRAU, Bikaner also present in the function as Special Guest and Chief Guest.
5. NCC cadets of 1st Raj. R & V SQN organized an awareness rally on the occasion of Anti-tobacco Day on 31.05.2017. Hon'ble Vice-Chancellor motivated the students to keep them away from drugs, tobacco, pan masala etc.
6. Dr. Cedric from Dubai Camel Clinic visited RAJUVAS TVCC and learned here the latest techniques and camel surgery procedures during his visit from 15th May to 22nd May, 2017. He is head of Surgery Department there in Dubai. During his stay of seven days, he shared his experiences of equine surgery and appreciated the clinical facilities available here for the treatment of animals specially the camel. He also surprised to know the 24X7 outdoor facilities for treatment of animals.
7. On the occasion of world environment day a gosthie was organized by RAJUVAS in collaboration of APANA Sansthan, Jaipur in conference hall of Vice-Chancellor Secretariat. Hon'ble Vice-Chancellor told about the rich cultural heritage of country in respect to environment. He also emphasized the efforts of RAJUVAS to save environment i.e. establishment of Rain Water Harvesting System, establishment of 100 KVA solar power station, Bio Gas system etc. Many renowned social workers also participated in the gosthie along with faculty members of RAJUVAS. Plantation was also done in the campus on this occasion.
8. Third International Yoga Day was celebrated at main campus of RAJUVAS in Bikaner. Faculty members, officials, students, family members and cadets of 1st Raj. R & V Unit participated enthusiastically and yoga activities were demonstrated as per the guidelines of Govt. of India.
9. 71 School children's of Decent kids scout guide, Bikaner and 92 others visited the Live Animal Biodiversity Museum.
10. 96 school children from Delhi Public School, Bikaner visited RAJUVAS on 01-07-2017. They saw the museum at Veterinary Anatomy department, live biodiversity museum, teaching clinical complex and other units of RAJUVAS.
11. A free Rabies vaccination camp was organized by RAJUVAS and Canine Welfare Society on the occasion of World Zoonotic Day on 6th July, 2017. Total 75 dogs were vaccinated and 50 dog owners were given new tokens. A gosthie was also held on this occasion in the department of Veterinary Clinical Medicine, CVAS, Bikaner. More than 100 people participated in this.
12. One technical seminar was organized for the internee students of CVAS, Bikaner on 24th July, 2017 by the Ayurvet Limited, New Delhi. Product Manager of Ayurvet, Dr. Ashish Sachdeva briefed about the activities of the company and elaborated the product range of the herbal formulations of the company. He also highlighted the avenues for the veterinarians in private field.
13. 67 B.V.Sc. & A.H. final year students of Veterinary College, Sardar Krishinagar Dantiwada visited RAJUVAS on 16th July, 2017. They were astonished to see the facilities

created for the treatment of livestock and other animals. They appreciated the facilities provided to the students in the campus.

14. 75th Anniversary of "Quit India Movement" was celebrated with full enthusiasm by the students and faculty members of RAJUVAS. They take an oath also on this occasion as advised by Hon'ble Prime Minister Sh. Narendra Modi Ji. Hon'ble Vice Chancellor Prof. B. R. Chhipa motivated all to take part in the formation of new India upto 2022.
15. 100 feet high national tri colour flag was hoisted on 14th August, 2017 by Hon'ble Vice-Chancellor Prof. B. R. Chhipa and staff of 1st Raj R & V Sqn. In the presence of students and faculty members.
16. 71st Independence Day was celebrated with full fervour of patriotism in the main campus of RAJUVAS at Bikaner. Hon'ble Vice-Chancellor Prof. B. R. Chhipa hoisted the tri colour. A short cultural programme was presented by the students, faculty members and their family members. Total 51 staff members were felicitated on this occasion for their outstanding contribution in the field of teaching, research and extension. Merit holder students were felicitated with a certificate and books of reputed writers to give their life a direction. Ex Vice-Chancellor of Sh. Atal BiharyVajpai Hindi University Prof. M.L. Chhipa was the chief guest of the function.
17. Ex Vice-Chancellor of Sh. Atal Bihary Vajpaihindi University, Bhopal Prof. M. L. Chhipa visited the College of Veterinary and Animal Science, Bikaner. He appreciated the work done by the TVCC team and also appraised the facilities available for the students in various departments. Horse show was also organized by the cadets of 1st Raj R & V Sqn on this occasion.
18. Student Election was held on 28th August, 2017. 83 % voter casted their votes in favour of one of the two candidates of president post and two candidates of Joint Secretary post. Elections were held in peaceful manner.
19. A one day gosthie was organized by RAJUVAS on the topic of "China Trade: A threat for National Security". Prant Pracharak of RSS Jodhpur Sh. Chandershekhar was the chief speaker on this occasion. He elaborated the various facts and treats of China products and motivated the students and staff members to boycott Chinese products and to promote Indian market.
20. An invited lecture on the role of extension information system in the increase of animal production was given by Principal Scientist, CIRB, Hisar and prestigious ICAR K.C. Subramanyam Best Teacher awardee Dr. Hema Tripathi. She emphasised the importance of modern information system to make aware the livestock owners about the latest technologies related to livestock health and management.
21. An orientation programme for the newly admitted students of B.V. Sc. & A.H. course batch 2017-18 was organised on 01.09.2017. Students and parents of were made aware about the history of the college and other related information. The details of curriculum, sports, NCC and NSS activities were told to the new students by the respective incharges. A tour of college was arranged for them to give information about the various departments and others facilities of the college.
22. Results of students election were declared on 04.09.2017 and oath to the office bearers was given by the Hon'ble Vice- Chancellor Prof. B. R. Chhipa.
23. The live telecast of Hon'ble Prime Minister Sh. Narender Modi lecture on the occasion of 100th birth anniversary of Pt. Deen Dayal Upadhayay 125th anniversary of Chicago convention of Swami Vivekanand's lecture was held by the RAJUVAS, Bikaner and students taken part very enthusiastically in this live telecast.
24. A lecture on the topic Healthy human from indigenous medicinetechnique was held on 12.09.2017 in the seminar hall of AGB, Department. The chief speaker was Sh. Sriniwas Murti, National coordinator of Diabetes Free India- Arogya Bharti. He emphasised the role of yoga in modern life and to adopt ancient medicinal techniques in day to day life for a healthy life.
25. Swachhata Pakhwada was held in the RAJUVAS under Swachh Bharat Mission. Hon'ble Vice-Chancellor Prof. B.R. Chhipa also participated in the mega event on 13.09.2017

in cleanliness drive held in the TVCC at Bikaner. Various activities were held during this period like awareness rally, visit to slum and dispensary, cleanliness programmes in the campus, elocution competition for students, cleanest hostel room contest etc.

26. A group of 100 progressive farmers from Sikar district visited RAJUVAS under Water Shed Scheme. They learned the latest technologies being followed in the RAJUVAS and shared their views also. They visited TVC, Museum, live biodiversity museum, poultry farm etc.
27. NCC Deputy Director General Air Commodore T. K. Sinha visited the 1st Raj R. & V. Sqn. NCC Unit and appreciated the work done here. He also distributed the prizes and certificates to the winners of National Integration Camp held at Rajkot, Gujarat.
28. 56 NSS and NCC volunteers donated blood in the camp organized at Dungar College, Bikaner on the occasion of Pt. Deen Dayal Upadhayay birth anniversary on 25.09.2017.
29. Former DDG (Animal Science) ICAR Dr. M. L. Madan visited RAJUVAS on 27.10.2017. He appreciated the work done by RAJUVAS in the field of e-governance. He saw the latest facilities available for animals in the TVCC of RAJUVAS and other research laboratories.
30. "RUN FOR UNITY" was held on 31.10.2017 on the occasion of Rastriya Ekta Diwas. A large number of students, NSS volunteers, NCC cadets and faculty members along with the Hon'ble Vice Chancellor Prof. B. R. Chhipa participated in the run. In his address Hon'ble Vice Chancellor put on light towards the contribution of Sardar Vallabh Bhai Patel in the present form of country. Students also put their views about Sardar Patel on this occasion.
31. A group of 50 school students from Little Angel Convent School, Churu on 11.11.2017 and a group of 18 students from Seth Tolaram Bafna Academy on 13.11.2017 visited the live biodiversity museum and was astonished to see the activities of Amu and Turkey. They also visited the technology museum of RAJUVAS and TVCC.
32. RAJUVAS has now connected with the National Digital Library being maintained by IIT Khadagpur which is ambitiout programme of Govt. of India.
33. A workshop on the topic Importance of Social media in Country's development" was held on 20.11.2017 in collaboration with Vishv Sanwad Kendra, Bikaner. Chief speaker was Sh. Chandershekhar, Prant Pracharak of Jodhpur along with the Hon'ble Vice-Chancellor Prof. B.R. Chhipa and Prof. Tribhuwan Sharma.
34. NCC cadets of 1st Raj R & V Sqn excelled in the NIC camp held at Bharatpur grabbing Best Scatch Artist, First in cultural programme, first in health and hygiene category, second in group dance and silver medal in volleyball.
35. A contingent of ten students of university participated in Agri-Fest 2017 organized by Jagannath University from 10th to 11th Nov. 2017 at Jaipur.
36. Agricultural Education Day was celebrated on the birthday of India's first President Dr. Rajendra Prasad. Debate, poster making and essay competitions were held on this occasion for the students.
37. Sports & Cultural Week "SPIRIT" was organized from 05th -11th December, 2017. Various games like Volleyball, Table Tennis, Chess, Kabbadi, Badminton, Cricket, Basketball, Lawn Tennis, and Athletics (Disc Throw, Javelin Throw, Shot Put Throw, Race, Long Jump etc.) were organized for between the teams of different classes including UG, Diploma and PG classes. Various competitions in Music, Dance, Skit, Mime, Painting, Collage, Clay Modeling, Literary events etc. were also organized for the students.
38. One lecture was held on the topic of Importance of Btroclot in wound healing for the final year and PG students under continuing veterinary education programme by the Jagat Pharma on 13.12.2017.
39. 9th meeting of MHD 13, Bureau of Indian Standards, and a workshop on 'Standardization of Veterinary Hospitals' was held on 15th Dec. 2017 at RAJUVAS, Bikaner as Collaboration of Bureau of Indian Standards.
40. A group of 50 final year students from Veterinary College, Bidar, Karnataka visited RAJUVAS, Bikaner campus on 16.12.2017. They visited the live biodiversity museum and was astonished to see the activities of Amu and Turkey. They also visited the technology

museum of RAJUVAS, various departments and TVCC.

41. Fourth Youth Convention of "Sankalp Se Siddhi" scheme was held on 21.12.2017 at CVAS, Bikaner in collaboration of Sumangal Jan Kalyaan Trust. In the occasion of 75th anniversary of Quit India Movement, the central government of India has launched a new scheme namely Sankalp Se Siddhi Scheme. The Prime Minister of India Shree Narendra Modi has launched the scheme on 21st of August 2017.
42. "Fresher's Day" was organized on 28th December, 2017 at CVAS, Bikaner to welcome the newly admitted students of 2017 B.V.Sc. & A.H. batch.
43. Dr. Manish Taneja, Manager Pharmacology and Toxicology, Comparative Biosciences, Sunnyvale, California visited RAJUVAS, Bikaner on 29.12.2017 and praised the efforts and facilities available at RAJUVAS for livestock treatment.
44. 69th Republic Day was celebrated with great fervour and gaiety on 26 January, 2018 at University Campus, Bikaner. Hon'ble Vice-Chancellor Prof. B.R. Chhipa hoisted the national flag. The whole campus came alive with spirit of patriotism. Students presented a colorful cultural programme. University awarded the appreciation certificate and mementos to teaching and non-teaching staff members and students for their commendable work and contribution in the progress of the University. On this occasion one friendly cricket match was also held between students and faculty members.
45. 155th birth anniversary of Swami Vivekananda was celebrated as "राष्ट्रीय युवा दिवस"on 12th January, 2018. Hon'ble Vice-Chancellor and all Dean/ Directors along with staff members and students were present in the event and remembered Swami Vivekananda ji.
46. "Daughters are Precious" drive was held on 24.01.2018 on the occasion of National Girls Day in collaboration of Medical and Health Department, Bikaner. A large number of students participated in this event and were made aware about the PCPNDT Act and its legal ways to check female feticide.
47. National Voters Day was celebrated on 25.12.2018 and oath for voting was taken in the presence of Hon'ble Vice-Chancellor Prof. B. R. Chhipa by all the students and staff members present.
48. RAJUVAS contingent of 23 students was flagged off on 09.02.2018 to participate in Inter-agricultural Agri Unifest 2018 held at Tirupati. During the event a book "Glimpses of Agri Unifest 2017" was released for the previous Agri unifest organized by RAJUVAS, Bikaner in which more than 1500 students from 54 Universities participated.
49. A student oriented seminar was held on 15.02.2018 by the Intas Pharmaceutical Ltd. under their drive named "Welcome to Clinics" for the IV B.V.Sc & A.H. students of the college.
50. A seven day special NSS camp was held from 23.02.2018 to 01.03.2018 at Beechwal village. During this camp cleanliness drive in the village and surrounding area was held along with rally and other regular activities.
51. 85 students of III B.V.Sc & A.H. of CVAS, Bikaner visited the URMUL dairy plant under their educational curriculum and known the process of milk chilling and preparation of different by-products of milk in the plant.
52. 17 students with their teachers of Govt. Primary School, Ghantiyalo Ki Dhani, village Kakku, Teh. Nokha, Bikaner visited RAJUVAS, Bikaner under National Invention Mission on 08 February, 2018. They visited enthusiastically Dairy, Poultry Farm, Technology Museum, Azola and Wormi Composed unit and learned about Veterinary Profession.
53. 48 students of Govt. Primary School, village Kedliof Panchu Block, Teh. Nokha, visited RAJUVAS, Bikaner on 19 February, 2018 as educational tour under National Invention Mission. They visited Dairy Farm, Poultry Farm, Clinics, Technology Museum of RAJUVAS and learned about Veterinary Profession and their activities.
54. RAJUVAS got the prestigious "e-Govt Rajasthan Award 2016-17" given by Hon'ble Chief Minister Smt. Vashundhara Raje Ji for the development of Integrated University Management System. This award was received

by Prof. Tribhuwan Sharma, Dean & Chairman Faculty on the eve of Rajasthan IT Day at Jaipur.

Research:

Majority of the Departments of the College of Veterinary and Animal Science Bikaner, are offering postgraduate degree programmes at Masters as well as at Doctoral level, conduct research on basic as well as applied aspects of clinical, para-clinical and animal husbandry disciplines. Collaboration of these departments with various livestock based research institutions of Indian Council of Agricultural Research viz., National Research Centre on Camel, Central Sheep and Wool Research Institute Avikanagar, National research centre on Equine, Bikaner and Central Arid Zone Research Institute, Jodhpur provide solution to different health as well as production problems of livestock through diagnostic research, treatments and technology development.

GENETIC IMPROVEMENT OF MARWARI GOAT FOR MEAT PRODUCTION IN FARMERS FLOCK (AICRP), ICAR PROJECT :

The Marwari goat unit is operational at RAJUVAS, Bikaner. The unit is operational in five clusters such as Deshnok, Daiya, Kalayansar, Raisar and Kan Singh Ki Sird villages. The aim of the field unit is to improve the productivity of Marwari goats in the farmer's flock. The bucks true to the breed and having higher body weight were selected amongst registered breeders and registered farm in the adopted village. The population growth was 105.77% for during the year. The overall body weights (2012-16) at different stages of growth were 2.66+0.003 kg at birth, 8.910.010 at 3 month, 13.910.017 kg at 6 month, 18.220.023 kg at 9 month, 24.14+0.033 at 12 month of age. The influence of birth weight on various non-genetic factors such as year and season of birth, sex and type of kidding were analyzed. The biometrical parameters like body length (BL), body height (BH) and heart girth (HG) were measured from birth to 12 months of age at six month interval. BL, BH and HG was 28.51+0.023, 33.32+0.015 and 28.67+0.036 cms at birth, 47.75+0.054, 52.010.029 and 45.02+0.061 cms at 6 month; 71.16+0.045, 64.83+0.043 and 64.31+0.047 cms at 12 months of age, respectively. The average milk yield was 35.080.13 liters in 30 days, 64.640.13 liters in 60 days, 83.03+0.33 liters in 90 days, 100.640.41 in 140 days and 88.48±0.40 liters in lactation length 108.96±0.44 during 2013-2017. The effect of year and season of birth, type of birth and lactation order on lactation performance was also evaluated. The kidding percentage and kidding rate were 107.76 % and 1.08, respectively during the year. The average age at first mating was 305.81±7.72 days with body weight of 23.71±0.58 kg. The average age at first kidding ranged from 455.81±7.77 to 540.61±0.61 days, weight at first kidding 27.57±0.29 to 28.71±0.28 kg, the first kidding interval from 199.63±2.24 to 321.38±7.57 days and service period from 158.29±2.15 to 186.38±7.57 days during 2013 to 2017. Incidence of abortions and stillbirths were 5.28 % and twinning percent was 14.19%. This may be due to adaptation of scientific manage mental practice by the goat breeder and proper care of animals during the prevalent drought conditions. Fifty Eight (58) elite animals were distributed to the farmers for breed improvement in the breeding tract of Marwari goat. 60 out of 69 goat keepers were provided centric incentives as umbrella.

The overall mortality was 1.08 % for the reporting period (2017-18). Out of the total mortality, 39.13% from pneumonia, 20.29% from Colibacillosis, 17.39% from pnemo-Enteritis, 8.69% from NAD/general weakness, 7.24% Toxaemia/ Acidosis, 4.35% from predation, and 2.90% from shock were the causes of death. The total numbers of case covered under health coverage were 25,823 which included both prophylactics (59.03%) and curative (40.96%). Out of total 13249 prophylactic measures, 6107 were for endo-parasite, 19412 for ecto-parasite, 3022 for FMD vaccination, 1211 for ET vaccination and 968 for PPR vaccination for this year. The respiratory and digestive system diseases accounted the highest morbidity (22.78%, 20.35%) followed by the nutritional deficiencies (8.55%), skin diseases (4.06%), surgical intervention (2.05%), miscellaneous diseases (1.48%) and reproductive system diseases (1.45%). There has been a definite improvement in growth performance of Marwari goats. This improvement is due to distribution of selected elite sires in farmer's flocks and effective health coverage.

Evaluation and improvement of Rathi cattle through breeding:

INTRODUCTION:

Rathi is a well-known cattle breed of North-Western desert of Rajasthan State. The purebreds are maintained in Bikaner, Sriganganagar and Hanumangarh districts. Rathi is moderate milch breed, which is well adapted to agro-climatical conditions of arid and semi-arid areas. With the onset of cross breeding programmes this pure bred indigenous germ plasm of cattle was endangered. Therefore it has become necessary to conserve Rathi breed in its home tracts along with evaluation and improvement for utilization in the field for upgrading and selective breeding.

The then cattle farm of the state was transferred from the state government to the university in September, 1983. Subsequently it has been developed as Livestock Research Station for undertaking improvement and conservation of Rathi cattle germ plasm through selective breeding in closed herd system. This evaluation, conservation and scientific breed improvement has shown encouraging result.

OBJECTIVES:

1. Improvement, evaluation and conservation of Rathi cattle germ plasm.
2. To study genetic aspect of performance for improvement in milk production.
3. Distribution and sale of Rathi germ plasm to the farmers and development agencies.
4. Transfer of production technology at grassroot level.

Wet average and herd average:

The highest wet average of 7.93 lit was recorded in December and lowest 6.96 lit in October. The overall wet average was 7.38 lit and herd average was 3.83 lit.

ESTABLISHMETNT OF RATHI CATTLE BREEDING FARM

Objectives:

1. To establish a herd of superior indigenous breeds cows to act as an open nucleus of the breed so that it is conserved as well as improved.
2. To increase the holdings of superior cattle of this breed in breeding tract by conservation and distribution of superior germ plasm for exploiting ecological comparative advantage of this breed in its native area.
3. To propagate, among the breeders, scientific breeding, management, nutrition and health care practices.

Technical programme:

1. Establishment of elite here (around 250 cows and 10 bulls of this breed) based on open nucleus breeding system for upgrading its Germ plasm.
2. The foundation stock of the cows will be selected after meeting the minimum criteria of 250 kg body weight and > 1800 liters of lactation yield. Through scientific management and selection, efforts shall be made to achieve improvement in terms peak lactation yield of 3000 liters.
3. Elite, high genetic potential male and females shall be distributed in the field for bringing genetic upgradation of the population.
4. Grading up of germ plasm in Rathi native tract by distributing of superior bull calves and female calves producing by elite herd as per the policy of Govt. of Rajasthan.
5. Introduction of modern improved managemental practice at the research farm for training and demonstration to livestock owners of breed's native tracts.

HERD SGTRENGTH: LRS, CVAS, BIKANER

Age groups	Opening balance on 01-4-2017			Closing balance on 31-3-2018		
	Rathi	CB	Total	Rathi	CB	Total
Young female (0-6 months)	30	11	41	32	07	39
Female (6-12 months)	15	03	18	14	08	22
Heifers (1-2 Yr)	40	19	59	39	12	51
Heifers (Above 2« Yr)	36	24	60	47	30	77
Adult Cows	157	65	222	124	40	164
Total female	**278**	**122**	**400**	**256**	**97**	**353**
Young male (0-6 months)	28	07	35	18	06	24
Male stock (6-12 months)	18	08	26	17	06	23
Male stock (1-2 Yr)	33	13	46	22	12	34
Young bull (Above 2 Yr)	21	17	38	31	06	37
Breeding Bull	05	00	05	04	00	04
Bullocks	02	00	02	02	00	02
Total (Male)	**107**	**45**	**152**	**94**	**30**	**124**
Grand total	**385**	**167**	**552**	**350**	**127**	**477**

ELITE HERD: - The cows yielding more than 2000 lit. milk in a lactation were grouped in the elite herd. There are 46 elite cows. The highest peak yield was 25 litres in cow No. 122, 123 and 132 belonging to 4th parity. Maximum 300 days lactation yield was 3650 litres followed by 3640 and 3530 litres in cows No. 123, 85 and 165. Numbers of cows of parity 4th, 6th and 4th respectively.

Establishment of Microbiological and Biotechnological Information System Network (Bioinformatics and Chemoinformatics) Centre for exploring interconnections for molecular Biological Applications in the field of Veterinary and Animal Science

Mandates of the Project:

1. To provide insights in analyzing and organizing data related to biological complexity.
2. To make an understanding of bioinformatics tools and softwares employed for data analysis.
3. To strengthen strategies for integrating bioinformatics tools for data mining.
4. Application of bioinformatics tools in genomic, proteomic and metabolic research.
5. Development of computational systems i.e. biocomputing, machine learning, database designing and management and biostatistics

Progress:

1. To achieve various targets equipments viz., 2-D Gel Electrophorosis, Anearobic work station, SEM, MALDI TOF System, Vitek 2 system, Partek software, Iontorrent server, Next generation sequencing system Bioanalyzer and Myla server have been procured with various chemical and reagents for generation of biological data with the help of many academic personnel's of university.
2. Various bioinformatics softwares like Uni Prot KB, MEGA 6.0, Bioedit, Psort, ClustalW2, MEME suite, Scan Prosite, PyMOL, Genalex 6.5, Popgene and Genepop have been used for biological data analysis and research purpose for PG and Ph.D. students.
3. Many students have gone through hands on training on above reported instrument and got expertise on these equipments and softwares.
4. Some attributes of research accomplished under this project are:
5. Targeted sequencing of various eukaryotic genes i.e. TLR's in camel and KRT/KAPgenes in sheep genomics.
6. Identification and characterization of DEAD/X box RNA helicasesfound that Bostaurus genome encodes 54 DExH/D family members (38 DDX and 16 DHX).

This study also describes their evolutionary relationship, putative functions, pI, molecular weight and localization.

7. Identification of various micro-organisms like Enterococcus faecium, Aspergillus niger complex, Brucella abortus, Bacilus Subtilis, Streptococcus porcinus and Staphylococcus chromogenes has been done by Vitek-MS system with 99.9% accuracy. The Vitek-MS system facilitated the rapid detection and identification of various pathogens in animals.
8. The genetic diversity of 6 different cattle breed (Tharparkar, Gir, Kankrej, Sahiwal, Rathi and Nagauri)and 4 sheep breeds (Chokla, Nali, Marwari and Magra) have been done by using microsatellite markers and AFLP markers. This study was able to characterize those breeds and found evolutionary relationship with them.
9. The functional annotation of conserved hypothetical proteins in various micro-organism was able to characterized 50 hypothetical protein as a drug or vaccine target by utilizing the knowledge of sub-cellular localization. The proteins localized in cytoplasm can act as possible drug targets, while surface membrane proteins are considered as potent vaccine targets.
10. The study of A1 and A2 Polymorphism in β-casein gene and lactoferrin gene fragment in indigenous cattle breeds: 30 samples each of Tharparkar, Rathi, Kankrej and Sahiwal breeds were screened for β-casein A1/A2 variants. The first three breeds exhibited the A2A2 genotype at a frequency of 1.00, whereas the Sahiwal exhibited A2A2 genotype at a frequency of 0.871.
11. The sequence analysis of camel TLR1 revealed 2430 bp long contig with 2391 long open reading frame which translated into 796 aa, that is submitted in NCBI (Accession. No: MG655186). The Camel TLR-1 sequence had 99% identity with the predicted TLR-1 protein of Dromedary camel with two amino acid variation.
12. The Genetic Polymorphism in the Beta Defensin Genes in Cattle and Buffaloe's was done in order to delineate the genetic polymorphism 'SNPs' occuring in some Beta defensin genes of indigenous cattle and buffalo breeds. This study is the first report on the characterization of BNBD4 in Tharparkar.
13. Exon 1 of BNBD4 with artifacts was observed in B. indicus. Therefore in future, these fragments need to be cloned in order to clarify the artifacts.
14. Characterization of Myostatin gene in Sheep by using PDR-SSCP and implementation of various effective molecular and bioinformatics strategies has been possible.

Apex Centre for Animal Disease Investigation, Monitoring and Surveillance

Objectives:

The specific objectives are given below:

1. To attend and investigate outbreaks of various diseases in animals and poultry in the state to determine etiology and to recommend suitable treatment and control measures to check future livestock losses.
2. To collect epidemiological data from various departments regarding the range and magnitude of livestock disease problems in different districts of the state.
3. To prepare epidemiological maps of each district of the state with respect to various prevalent diseases on the basis of information collected by Apex Centre, Animal Husbandry and other organizations / agencies.
4. To conduct laboratory examinations of various clinical and morbid samples received from field veterinarians and various other agencies.
5. *In vivo* testing of animals for diseases like TB, JD, etc.
6. To arrange in-service training programmes in advance diagnostic techniques for the field veterinarians and short term vocational training programmes to animal owners to acquaint them with the modern livestock management techniques.

Work done during 2017-18

Apex Centre covered different aspects of mandate mentioned in the project with minimum staff available during the year. The work carried

out by Apex Centre during 2017-2018 has been distributed under the following subheads with detailed description *infra vide*:

Laboratory work

Various clinical and morbid samples collected by Apex Centre or submitted to Apex Centre by different hospitals of Department of Animal Husbandry, Central Government departments and private owners were processed in the Apex Centre laboratory to determine the etiology of the ailment, to confirm the disease, to suggest suitable treatment or preventive measures etc. Different departments of College of Veterinary and Animal Science, Bikaner also submitted various samples regularly collected from patients which were presented to clinics (Table 1 and 2).

TYPES OF SAMPLES PROCESSED FOR DIAGNOSIS AND RESEARCH

S. No.	Type of Sample	No. of Samples	Processed for
1.	Blood	03	Bacteriological Examination (Grams staining, Giemsa staining, ZN staining etc)
2.	Urine	09	Complete Microscopy, Biochemical examination viz. Ketone bodies, Sugar, Albumin etc.
3.	Urine	16	Culture and antibiotic sensitivity
4.	Faeces	141	Gastrointestinal Parasitism
5.	Faeces	114	Culture and antibiotic sensitivity
6.	Milk	141	Culture and antibiotic sensitivity
7.	Milk	721	SLST, Somatic cell count, Milk ring test, Gram staining, DNA isolation, Species specific PCR
8.	Blood/Serum	336	Brucellosis
9.	Impression smears (organs, others)	22	Bacterioscopy (Grams staining, Giemsa staining, ZN staining etc)
10.	Pus/Wound	07	Bacterial Culture and Antibiotic Sensitivity Test
11.	Aspiratory fluids from body	06	Bacterial Culture and Antibiotic Sensitivity Test
12.	Swab (Nasal, organs, ear, oral)	18	Bacterial Culture and Antibiotic Sensitivity Test
13.	Isolates of *S. aureus* for research on phenotypic properties	366	Cultural, coagulase, haemolysis, DNase, thermonuclease, slime production, MRSA, beta-lactamase, sugar fermentations
14.	Isolates of *S. aureus* for research on molecular properties	671	Various genes for virulence and antibiotic resistance
	Total samples	**2571**	**Different tests and research**

In vitro testing for brucellosiswsa done at 31 locations. Out of 336 samples of cattle, buffalo and human beings 42 were found positive.

Field Work:

During the period of report seven outbreaks were attended by Apex centre team in different species of animals at different locations (Table 1 and 2).

Table 1: DISEASE OUTBREAKS ATTENDED

S. No.	Date	Species affected	No. of animals affected	No. of deaths	Place	Diagnosis
1.	28.04.2017	Poultry	42	26	CVAS, Poultry Farm	Heat stroke
2.	09.08.2017	Poultry	20	18	CVAS, Poultry Farm	IBD
3.	07.09.2017	Cattle	50	11	Morkhana Gaushala, Bikaner	Acidosis
4.	30.10.2017	Pigeon	45	40	Rani Bazar, Bikaner	NCD
5.	03.02.2018	Poultry	65	50	KVK,Beechhwal, Bikaner	NCD
6.	07.02.2018	Poultry	250	120	Fad Bazar, Bikaner	NCD
7.	23.02.2018	Cattle	15	10	Shekhsar (Dhani), Lunkaransar	Pnemonic pasteurellosis

Table 2: POST- MORTEM CONDUCTED

S. No.	Date	Species Affected	No. of PM	Place	Diagnosis
1.	28.04.2017	Poultry	06	Poultry Farm, CVAS, Bikaner	Heat stroke
2.	09.08.2017	Poultry	09	Poultry Farm, CVAS, Bikaner	IBD
3.	07.09.2017	Cattle	02	Morkhana Gaushala, Bikaner	Acidosis
4.	30.10.2017	Pigeon	05	Rani Bazar, Bikaner	NCD
5.	03.02.2018	Poultry	02	KVK, Beechhwal, Bikaner	NCD
6.	07.02.2018	Poultry	01	Fad Bazar, Bikaner	NCD
7.	23.02.2018	Cattle	02	Shekhsar, Lunkaransar, Bikaner	Pneumonic pasteurellosis

Research work:

We are continuously working on *Staphylococcus aureus* which is an important pathogen causing heavy economical losses to dairy industry mainly because of mastitis. There are several conditions in mastitis, one among them is sub-clinical mastitis. It is a condition in which there is no visible change in milk or udder. It remains hidden in dairy herd and is difficult to identify. There are various causes of sub-clinical mastitis but bacteria are predominant of which *Staphylococcus aureus* is commonly found in subclinical cases of mastitis. This organism has also been reported to be one of the most common and notorious pathogen in skin infections and wounds. The organism is endowed with many virulence properties and is also showing increasing trend of resistance towards most commonly used antibiotics. These organisms are being studied for their variations in phenotypic and genotypic properties and antibiotic resistance/ susceptibility patterns.

A total of 61 *S. aureus* isolates from cattle sub-clinical (33) and cattle clinical (28) mastitis were subjected to aerobic cultivation on nutrient agar for 24 h at 37°C. All the colonies were round, smooth, glistening with golden yellow pigmentation except three (10.71%) from clinical mastitis which produced white pigment. All the isolates showed growth on mannitol salt agar and changed the colour of the medium to yellow from pink.

Eight isolates showed complete haemolysis, 27 showed incomplete, 12 isolates produced both type of haemolysis whereas 14 were nonhaemolytic.

59 isolates of *S. aureus* produced coagulase while two isolates one each from sub-clinical mastitis and clinical did not show coagulation of human and sheep plasma.

Antibiogram Study:

All the *S. aureus* isolates from cattle clinical mastitis were sensitive to piperacillin/ tazobactum followed by 96.42% to cefaclor and cefazolin, 92.85% to amikacin, 85.71% to ciprofloxacin, 78.57% to methicillin, 71.42% isolates were sensitive to cefepime, tetracycline and trimethoprim.

All *S. aureus* isolates obtained from cattle sub-clinical mastitis milk were sensitive to pieracillin-tazobactum followed by 81.81 to amikacin, 81.81% to cefazolin, 75.75% to cefaclor and 69.69% isolates were sensitive to cefepime.

The methicillin resistant isolates from cattle sub-clinical mastitis milk wee moe than 33.33% from clinical mastitis (14.28%).

Genotyping of *S. aureus* :

The genotypic confirmation of *S. aureus* was done by polymerase chain reaction (PCR) using species-specific 23S rRNA based primers. The isolates which produced amplicon of 1250 Bp size were confirmed as *S. aureus* and were used in the study.

Only 33 isoaltes from subclinical mastitis were studied for coa gene where there were nine types of amplicons. Ranging from a size of 340 Bp to 850 Bp.

Of 33 *S. aureus* isolates obtained from cattle sub-clinical mastitis 22 (66.6%) were detected positive for carrying sea gene but in case of cattle clinical mastitis 27 (96.42%), out of 28 isolates were carrying enterotoxin sea gene.

Out of 28 *S. aureus* isolates one isolate was detected positive for *sec1* gene (3.57%) cattle clinical mastitis.

In present study enterotoxin *seg* and *sei* gene was detected in 19 (57.5%) out of 33 *S. aureus* isolates from sub-clinical mastitis but in case of cattle clinical mastitis 39.28% *S. aureus* had both seg and sei gene.

Enterotoxin *seh* gene was detected in 9.09% of the *S. aureus* isolates obtained from subclinical mastitis but in case of cattle clinical *mastitisseh* gene was detected in two (7.14%) isolates out of 28 *S. aureus*.

The enterotoxin *selr* gene was not detected in any of the *S. aureus* isolates obtained from clinical mastitis.

The *seb, sed* and *see* genes were not detected in any of the *S. aureus* isolates obtained from cattle clinical and sub-clinical mastitis.

20 (60.60%) out of 33 of *sub-clinical mastitis* origin and 19 (67.85%) out of 28 isolates of cattle clinical mastitis origin possessed *mecA* gene. The figures indicate a very high frequency of methicillin resistant *S. aureus* isolates in this area.

The vancomycin resistance (*vanB*) gene was not detected in any of the *S. aureus* isolates obtained from cattle clinical and sub-clinical mastitis.

Detection of methicillin resistance on MeReSa agar:

Because of other mechanisms responsible antibiotic resistance there are generally difference in the detection of resistance by demonstrating genes for antibiotic resistance and growth on MeReSa agar. Of the 33 isolates from sub-clinical mastitis four isolates didn't show growth of this medium and hence were regarded as susceptible to methicillin. These isolates also had no *mecA* gene. However, we detected nine isolates showing resistance on MeRaSa agar, had no *mecA* genes. Of the 28 isolates from clinical mastitis, 20 isolates showed bluish green colour colonies on MeReSa agar indicating their resistance towards methicillin. However, of these 20 only 13 isolates possessed *mecA* gene.

In our study no correlation was observed in phenotypic resistance to methicillin on MeReSa agar, in disc diffusion test and possession of *mecA* gene by *S. aureus* isolates from subclinical and clinical mastitis.

Teaching Work:

The students of Animal Husbandry Diploma Programme (AHDP) of Second year (1st & 2nd Semester) received training in Apex Centre laboratory with specific emphasis on management of laboratory, working of laboratory equipments, preparation of glassware, reagents and different types of culture media, and collection of various samples for diagnostic purposes. They were also trained in preparation of smears, various staining

techniques, preparation of reagents and storage of cultures and safe disposal of infectious material and used disposable materials.

Establishment of Live Demonstration Models of diversified livestock production systems for motivating adaption for Enhancing agricultural income.

Mandates of Project:

(i) Diversification of the regional dominance of one species, to production from a number of species.

(ii) Adoption of model in part or as a whole by livestock owners to increase farmer's income for achieving sustainable livelihood security.

(iii) Bringing in of diversification in the livestock production system existing in the state could prove to be a tool to improve the overall productivity of farming system as well as economy.

(iv) To meet ever increasing demand for human food and other livestock products.

Activities done

A Live animal biodiversity museum for live demonstration of diversified animal production system viz Diversified Poultry species like different breeds of chicken, broilers, ducks, guinea fowl, turkey, Quail, emu and large domestic livestock species like cattle and buffaloes, small ruminant species like sheep and goat, as well as different breeds of rabbit etc. are being reared as component of diversification along with fish and Azzola culture with the aim to promote livestock owners through live demonstration to adopt this model to increase farm income for better livelihood and efficient use of available natural resource.

Fodder museum for live demonstration of different Fodder and grasses for livestock like Bajra, Guar, Maize, Jowar, Dhaman, Sewan, Phog Ashvgandha, Aloevera, Sewan, Kangsia, Makra, Chaulai is being maintained in Sadul Sadan campus of university.

A live demonstration museum to house different livestock species at Vallabhnagar has been established and where buffaloes, cows, goats, fish aquarium, rabbits, guinea pigs and poultry are maintained. A vermicompost unit has also been started at the centre.

Total **10 farmer's trainings** were organized under project in which **514 farmers** were trained.

Total five **Publication were made under the project**-during reporting year.

Total **14 schools and colleges with 562 students** along with teachers visited the museum during the year.

717 farmers visited through the ATMA, NFSM, LFRMPC and Animal Husbandry Departments.

Centre for Use of Space-based Technology in Animal Science

Mandate:

To develop and make use of space-base dtechnology in improvement of animal science sector for improved management and production.

Work done:

Mapping of disease outbreaks

1. During this year the diseases analysed were babesiosis, black quarter, haemorrhagic septicaemia and pneumonic pasteurellosis in cattle and buffalo, trypanosomiasis in cattle, buffalo and camel, botulism in cattle, buffalo and goat, glanders in horse and Ranikhet disease in poultry.
2. Though babesiosis is reported from cattle and buffalo in various districts every year but it has been reported in outbreak forms only from Ganganagar, Sikar, Dholpur, Rajsamand and Udaipur.
3. Till last year outbreaks of botulism were reported from western districts viz. Jaisalmer, Barmer, Jodhpur, Bikaner, Nagaur and Churu with maximum outbreaks reported from Jaisalmer, but this year it has been reported from Hanumangarh and Sikar. The onset of outbreaks is recorded as soon as environmental rises high and there is deficiency of fodder. The animals resort to bone chewing with which preformed botulinum toxin is ingested leading to botulism.
4. Outbreaks of BQ have been reported in cattle and buffalo from many districts. This year outbreak of black quarter was also reported from Nagaur district. The maximum outbreaks have been reported from Sikar district. The disease has not been reported from many

districts in outbreak form but isolated cases are reported during winter and rainy seasons in these districts.

5. Trypanosomiasis outbreaks in cattle and buffaloes have been reported from Ganganagar, Dungarpur, and Bikaner in addition to reports from Hanumangarh, Sikar, Alwar, Dholpur, Kota and Baran districts up to last year. Trypanosomosis is reported commonly in camel and buffaloes.
6. Haemorrhagic septicaemia in cattle and buffalo has been reported from most of the districts with maximum outbreaks from Alwar followed by Jaipur. The outbreaks have not been reported from Jaisalmer, Barmer and Churu which may be due to their dry (non-humid) environmental conditions. However, it has not been reported from Jhunjhunu, Banswara, Pratapgarh and Jhalawar.
7. Glanders was reported in horses only from Dhaulpur district till last year. Now reports of glanders were also received from Ajmer, Rajsamand and Udaipur which shows the increasing trend of glanders and a matter of concern. The outbreaks of glanders were

Mapping of disease prevalence

1. The district-wise data were analysed and mapping of prevalence of most common diseases viz. foot and mouth disease, peste des petits ruminants in sheep and goat, brucellosis, botulism in cattle and buffalo was done.
2. The brucellosis remains an under reported disease as it is rarely encountered as an outbreak and mortalities are also not recorded because of brucellosis.
3. Botulism has been prevalent mostly in western arid districts of the state. It is most commonly recorded from April month to rainy season till grass is available to livestock. It is commonly seen in cattle which are pregnant or high milch animals in famine conditions.

Mapping of Migration Patterns of birds at Jorbeer Conservation Reserve, Bikaner

1. The centre recorded type and number of migratory birds to and fro Jorbeer Conservation Reserve, Bikaner during April 2017 - March 2018. This area is a dumping ground for animal carcasses only of its kind in the world where largest number of raptors immigrate from various locations in the world. We recorded temperature, humidity and wind velocity continuously 3 times every month along with the number and species of migratory birds to predict the factors for their population variations at this reserve.
2. Average highest environment temperature was recorded during period from April to October months whereas average lowest environment temperature during December and January months. Average humidity was highest during July-August months and lowest during April month. There was no much variation in wind velocity, however, April month showed highest wind velocity.

Three years Comparative Study on Migratory birds at Jorbeer Conservation Reserve, Bikaner

In order to compare relative patterns we analysed climatic data and migration patterns of birds based on data collected during this year i.e. 2017-18 versus data collected for previous two years i.e. 2015-16 and 2016-17. On comparison of data it was deduced that pattern of environment correlates was similar for all the years though degree of variation was different.

Likewise pattern of migration of most of the birds was almost similar for all three years except for few birds though there was big difference in the number of certain birds arriving and staying at the conservation reserve. The pattern has been discussed after graph for individual bird.

Yellow-eyed pigeon: During 2017-18 Yellow-eyed pigeon reached Jorbeer lesser in number as compared to previous two years. During this year the minimum environmental temperature was much higher as compared to previous two years which may be an important factor for these birds to migrate to this place.

Eurasian griffon vulture: The number of Eurasian griffon vulture arriving at Jorbeer was highest during 2015-16 and was lowest during 2016-17 but this year their number was more than that in last year but less than that in 2015-16. On comparison environmental correlated it was deduced that in 2015-16 environmental temperatures was lowest and humidity was higher during their period of migration to this reserve.

Black kite: The pattern of migration of Black kite was similar for all the three years and their numbers were also not much variable during these years.

Steppe eagle: Migration of Steppe eagle to this place was almost similar in all the years.

Europian roller: Europian roller were similar in migration pattern at the conservation reserve but their number was exceptionally high during 2016-17 as compared to other two years.

White-eyed buzzard: Likewise number of White-eyed buzzard was higher during 2016-17 as compared to two other years. The number was higher between July and November months. During this period average humidity and temperature was relatively higher which may be responsible for their increased number.

Himalyan griffon: Himalyan griffon reached Jorbeer reserve in very high number this year as compared to that in other two years. However, their number was very high recorded in month of April-May 2015-16.

Cinerous vultures: This year Cinerous vultures arrived in much higher number at reserve and analysis showed an increasing trend of arrival of these birds over three years.

Mantagu's harrier: Mantagu's harrier showed a pattern of increased arrival in 2016-17 as compared to other two years. Their number was higher during July to November indicating their migration during hot and humid environment.

Black-eared kites: Black-eared kites were not spotted in 2015-16 but next year i.e. in 2016-17 they were recorded to be present in the reserve from October 2016 to March 2017 in higher number. However, they were present in the reserve throughout the year except in summer months during 2017-18 albeit in lower numbers.

Sakar falcons: Sakar falcons were spotted in the reserve during 2015-16 with higher number in Feb-Mar. 2017. During 2016-17 Sakar falcon was seen in the reserve in lower numbers from July 2016 to February 2017 and this year Sakar falcon was not spotted in this reserve. Thus a decreasing trend in arrival of this bird has been recorded for this reserve.

Sociable lapwing: Sociable lapwing were not seen in the reserve during 2015-16 but few birds were spotted in 2016-17 for longer period and still higher number of these birds were recorded at the reserved during 2017-18 though they stayed here for shorter period as compared to last year's stay.

Short-toed snake eagle: One Short-toed snake eagle was seen in all the years but during 2015-16 it arrived early and left the reserve early and subsequently it arrived late and stayed for more period.

Greater spotted eagle: Greater spotted eagle was recorded to migrate to this reserve between September and March. In 2015-16 one bird arrived here and stayed for longer period but in 2016-17 it was spotted here for only two months from September to November. This year two birds were seen between September to February month.

Red-headed falcon: Only one Red-headed falcon was recorded to arrive at this reserve which stayed here for shorter period during 2015-16 (for about two months) and 2016-17 (for about three months) but this year it arrived here in September 2017 and was present in the reserve till March 2018.

White-tailed eagle: This year White-tailed eagle was not spotted whereas it was seen in previous two years.

Pallid harrier: Pallid harrier was spotted this year only and was not seen during last two years.

GIS mapping: GIS mapping is one of the important tools to map the areas and locations. This is very helpful in knowing the exact locations of various livestock components, buildings, housing, agricultural fields etc. the mapping of these farms will help us in understanding the area versus livestock population, their density, distances between various components and areas for disposal etc. which will ultimately improve the management of livestock and agriculture.

This year GIS mapping of Livestock Research Stations at Nohar (Hanumangarh), KVK Nohar, and mapping of agriculture farm, LRS Nohar was done. Mapping of two other agriculture farms associated with university namely Parevar agriculture farm and Devikot agriculture farm (Jaisalmer). Mapping of three Goshalas located at Bikaner namely Shree Agarsen Jeev-Jantu Kalyan Goshala, Murli Manohar Goshala part 1 and part 2 was also carried out. The Goshala authorities were communicated about their deficiencies and the ways to improve management in regards to housing, feeding and watering practices.

Centre for Studies on Wildlife Management and Health

Mandate:

To work as knowledge centre for wildlife protection and propagation and to design strategies for protection of endangered species of wildlife.

Work done:

The centre is continuously working for improving health and management of wild animals in Rajasthan state. The centre is looking after disease control programs, surveys, research on gastrointestinal parasitic and microbial infection in captive animals, educating students and masses for wildlife conservation. The centre is providing training to foresters and forest guards on various aspects of wildlife management. Centre has helped in organization of animal camps near wildlife areas in order to treat infectious diseases and to educate the farmers about care and protection of wildlife.

The centre is providing consultancy to personnel engaged in wildlife activities. Centre is in regular touch with forest people and veterinarians attached with wildlife for feedback and to develop future strategies for improvement of wildlife.

Studies on gastrointestinal parasitism:

During this year 129 faecal samples from captive wild animals of different zoos and animal conservation parks (Bikaner, Jaipur and Jodhpur) were analyzed and reports were sent to concerned authorities for adopting control measures.

Disease diagnosis

An outbreak in the pigeon causing mortality of 40 birds was reported to the centre. In response to the report the team visited the site and observed birds. The mortality was diagnosed to be due to New castle disease on the basis of history, epidemiological observation, clinical sign and post-mortem findings. The carcasses were disposed off and the disease was controlled.

Treatment of wild animals

Treatment of sick animals in zoo was carried out as and when help was asked by DCF (wildlife), Bikaner.

Three years Comparative Study on migration patterns of birds at Jorbeer Conservation Reserve, Bikaner

1. In order to compare relative patterns we analysed climatic data and migration patterns of birds based on data collected during this year i.e. 2017-18 versus data collected for previous two years i.e. 2015-16 and 2016-17. On comparison of data it was deduced that pattern of environment correlates was similar for all the years though degree of variation was different. There was no much difference in the maximum temperatures but minimum temperatures were higher than previous years.
2. Likewise, pattern of migration of most of the birds was almost similar for all three years except for few birds though there was big difference in the number of certain birds arriving and staying at the conservation reserve. The pattern has been discussed with graph for individual bird.

Research activities:

Characterisation of *E. coli*

1. *Escherichia coli* was selected as the target organism for this study because of its widespread occurrence in gastrointestinal tracts from both domesticated as well as wild animals. *Escherichia coli* is the main causative agent for enteritis, urinary tract infection, meningitis and septicaemia, the major infections in wild captive animals. These organisms possess some proteins which are responsible for attaching them to the intestinal epithelial cells and produce several toxins causing severe tissue damage and haemolysis. The present study was undertaken to characterise *Escherichia coli* obtained from faeces of wild captive animals located at Bikaner zoo, for virulence genes *viz.hlyA* and *Stx2*.
2. Initially *Escherichia coli* were identified by phenotypic characteristics viz. colony pigmentation, fermentation, pink colonies on MacConkey agar, metallic sheen on EMB agar and other biochemical reactions. Further, all the isolates were subjected to PCR amplification targeting 16S rRNA gene fragments using species specific primers.

3. For isolation of *E. coli* fresh faecal samples were collected from wild captive animals located at Bikaner zoo. The faecal samples were collected and were subjected to identification procedures using primary and secondary tests. *E. coli* were tentatively identified on the basis of cultural and biochemical properties. These *E. coli* isolates were further subjected to polymerase chain reaction for 16S rRNA ribotyping using species specific primers. *E. coli* isolates produced species specific amplicons of 662 Bp confirming them to be *E. coli*.
4. The gene *hlyA* encodes for enterohemolysin. Alpha-hemolysin (*Hly*) is the prototype of the RTX toxin family. RTX is an acronym for repeats-in-toxin, and named on behalf of the repeats in glycine-rich sequences within the protein. *Hly* is encoded by the operon, *hlyCABD*, and loss or gain of *hly* by genetic manipulation produces corresponding changes in virulence of extra-intestinal *E. coli* strain. *Hly* causes hemolysis.
5. In our study total 20 *Escherichia coli* isolated from Bikaner zoo (seven Black buck, six Cheetal, three Chinkara and four Monkey) were subjected to amplification for *hlyA* gene. PCR assay yielded amplified products of ~1177 Bp specific for *hlyA* gene. Out of 20 *E. coli* isolates obtained from different species 09 (45%) isolates (one from Cheetal, three from Monkey, one from Chinkara and four from Black buck) possessed *hlyA* gene. In *E. coli* isolates from cheetal, Chinkara, Black buck, and Monkey of the isolates 16.66%, 20.00%, 80.00%, and 75.00%, respectively were shown to possess *hlyA* gene.
6. Shiga toxin family includes the prototype shiga toxin (Stx) produced by *Shigella dysenteriae* serotype 1, and the closely related Stx type produced by *E. coli* strains present in reservoir hosts, food, environment or other sources, known as STEC. Stx produced by *E. coli* strains are called Shiga-like toxins, and all members of the Stx family are also known as verotoxin or virocytotoxins. The Stx produced by *E. coli* strains fall into two major immunologically non-cross-reactive groups *Stx1* and *Stx2* encoded by the *stx1* and *stx2* genes, respectively. STEC strains are the most important recently emerged group of food-borne pathogens.
7. The PCR assay yielded amplified products of ~255 Bp specific for stx2 gene (Shiga toxin 2). Out of 20 *E. coli* isolates obtained from different species of animals located at Bikaner zoo, 14 (70%) isolates (5 from black buck, 3 from Monkey and 6 from Cheetal) possessed stx2 gene.

Antibiogram of *E. coli:*

1. In order to identify the effective drugs in *E. coli* infections we carried out antibiogram studies on 108 isolates obtained from various species of wild captive animals located at Bikaner zoo (61 isolates) and Machia biological park, Jodhpur (47 isolates). All the isolates were genotypically confirmed by 16S rRNA ribotyping.
2. The *E. coli* isolates were screened for their resistance to 12 antimicrobials using the CLSI and European Committee on Antimicrobial Susceptibility Testing (EUCAST) disk diffusion method. These antimicrobials included two Sulfonamides (Co-Trimoxazole, Trimethoprim), one Nitrofuran (Nitrofurantoin), Aminoglcosides (Gentamicin, Amikacin, Tobramycin) Beta-lactam antibiotics (Amoxyclave, Ceftrixone, Cefotaxime, Meropenem, Piperacillin/Tazobactum), and one quinolones (Ciprofloxacin). Isolates were scored as resistant, intermediate, or susceptible/sensitive to an antimicrobial on the basis of inhibition zone diameter breakpoints.
3. The antibiogram revealed that all the *E. coli* isolates from different wildlife animals from Bikaner zoo were sensitive to Co-Trimoxazole, Gentamicin, Trimethoprim and Tobramycin followed by 90.16% to Ciprofloxacin, 83.60% to Ceftrixone, 80.32% to Piperacillin/Tazobactum, 72.13% to Amoxyclave, 68.65% to Nitrofurantoin and Amikacin, 67.21% isolates were sensitive to Meropenem. In our study we recorded Cefotaxime as the least effective antibiotic against *E. coli* isolates (11.47%) with highest resistance (against 77.05% isolates).
4. The percentage of sensitive, intermediate and resistant isolates for different antimicrobial agents is given in table 2 for *E. coli*isolated from faeces of Black Buck, Blue bull, Cheetal, Chinkara, Monkey, Peacock, Vulture from Bikaner zoo.

All the 47 *E. coli* isolates (5 from Fox, 4 from Panther, 5 from Bear, 5 from Wolf, 16 from Chinkara, 4 from Blue bull, 4 from Black buck and 4 from Lion) from Machia biological park were subjected to antibiogram study using same 12 antibiotics as used from Bikaner isolates. The percentage of sensitive, intermediate and resistant isolates for different antimicrobial agents is given in table 3 for *E. coli* isolates.

The antibiogram for *E. coli* isolates from different wildlife animals from Jodhpur revealed that the most effective antibiotics were Co-Trimoxazole which 97.87% of the isolates were sensitive followed by Trimethoprim against which 91.48% of the isolates were sensitive, 72.34% isolates were sensitive to Azithromicin, 70.21% isolates were sensitive to Ciprofloxacin and Piperacillin/Tazobactum, 68.08% isolates were sensitive to Ceftrixone and Amoxyclaveand 49.93% isolates were sensitive to Meropenem and Gentamicin. Cefotaxime as the least effective antibiotic against *E. coli* isolates (29.78%) followed by Tobramycin (42.55) and Amikacin (46.80%). Highest resistance showed by Cefotaxime (61.70%) followed by Gentamicin (31.91%) and Tobramycin (23.40%).

In our study we recorded Cefotaxime as the least effective antibiotic against *E. coli* isolates with highest resistance for both places wildlife animals.

Trainings: A three-day's Workshop was organized by Centre of Studies on Wildlife Management and Health, RAJUVAS, Bikaner at CVAS, Navania from during 1-3 November, 2017 on the topic "Immobilization of wild animals: Techniques and its care". Total 22 forest guards and foresters, Department of Forest, Govt. of Rajasthan, along with students participated in this workshop.

Wildlife week: The centre helped and supported Deputy Conservator of Forest, wildlife, Bikaner for successfully celebrating "63rd wildlife week" during 1-7 October 2017. The school students were chief beneficiaries of wildlife week. There were various competitions organized for students for photography of wild animals and their houses and question answer session about wild animals and environment.

Wild Animal Census: The staff of centre participated in the animal census at Jorbeer conservation reserve based on water hole system along with NGO members, wildlife lovers and volunteers from MGS university. It was organized by DCF (wildlife), Bikaner. In the census camping was done near different water holes by different teams and counting of animals reaching a particular water hole was carried out from 6.00 am of 10.5.17 to 6.00 am of 11.5.17. Then total population of herbivorous, nonherbivorous and omnivorus animals was calculated.

International biodiversity day: International biodiversity day was celebrated on 22.05.2017 on the theme: Biodiversity and sustainable tourism. The day was celebrated in Town hall, Bikaner sponsored by Department of Forest.

World Snake Day: World snake day was celebrated on 16th July, 2017 at CVAS, Navania. On this day a folder **"Snakes of Rajasthan"** released by Dean (Prof.) C.S. Vaishnava and Prof. Aruna Parihar and Dr. S.S. Shekhawat, ADSW, CVAS, Navania.

Bird Fair: First desert bird festival was organized and celebrated on 15.01.2018 in association with DCF (wildlife) Bikaner at Gajner wildlife sanctuary, Bikaner. In this second bird fair experts from MGS University, Dungar college and other local bird conservationists also participated. There was a sufficiently high number of foreign bird enthusiasts during the festival. The school children from Gajner village also participated.

Animal treatment camps: Animal Treatment camps were organised in collaboration with DCF wildlife, Bikaner at Kilchu on 15.12.2017, at Ambasar on 29.12.2017, at Surdhana chauhanan on 10.01.2018. A total of 357 (159 at Kilchu, 155 at Ambasar and 43 at Suradhana Chauhanan) animals of various species were treated and dewormed in these camps.

Consultancy: The centre provided consultancy to personnel engaged in wildlife activities. The centre is in regular touch with forest people and veterinarians attached with wildlife for feedback and future strategies and their requirement for trainings.

Centre for Ethno-Veterinary Practices and Alternative Medicines

Major objective/ Mandate:

To derive information on ethno-veterinary practice and alternative medicine and development

of protocol for their use in veterinary and animal science for giving support to health, production and economical livestock rearing.

Objectives:

1. Generation of information regarding occurrence of medicinal properties in plants rich in secondary metabolites with reference to specific use in animal health and production.
2. Identification of different plants and extraction of their components having therapeutic properties and validation of pharmacological and therapeutic properties through animal experimentation or clinical trials in veterinary hospitals and field or in laboratory along with isolation of active principal present in plant with reference to specific pharmacological action.
3. The establishment and quantification of medical properties of Ethno-Veterinary Medicines in the laboratory and field trials for confirmation of laboratory results.
4. Development of protocol and formulation for use of these Ethno-Veterinary Medicines as well as practices as therapeutic agents and scientific validation of ethno veterinary practices documented or which are existing as folk lore passed through generations in laboratory.
5. Determination of the dose of Ethno-Medicine and /or practice with reference to particular pharmacological action required during use as ethno medicine for prophylaxis or treatment.
6. Development of ready to use form of Ethno-Veterinary drugs in extract form or otherwise as prophylactic/ therapeutic/supplementary agent by clinician and or livestock owners.
7. Preparation of new combinations in form of drug of ethno- medicine by combining herbs/ extracts having desired pharmacological actions in laboratory so as to economics and improve efficacy of ethno medicine or practice.
8. The centre is also entrusted to carry out research and develop *Panchgavya* formulations in collaboration with Dr. S.R. Rajasthan Ayurved University, Jodhpur.

Work done:

1. Since establishment of the centre in Oct. 2012, the collection of literature and information regarding ethno-veterinary practices is continuously gathered with tip offs from experienced field persons involved in using the ethno-veterinary practices, with the aim to develop the ethno-veterinary practice database.
2. The laboratory is strengthened with some of the equipments required for herbal drugs extraction and purification. For other equipments, process of procurement is in process.
3. The process of generation of information through scanning of literature regarding occurrence of medicinal properties in plants rich in secondary metabolites with reference to specific use like antimicrobial and antifungal activity in animal health and production is carried out and identification of different plants and their components having therapeutic properties through animal experimentation or clinical trials in veterinary hospitals/ field is in progress.

Research on *Panchgavya*

1. During 2017-18, the bioenhancer activity of cow urine distillate is investigated to see pharmacokinetic alteration when co administered with moxifloxacin, a fluoroquinolone anti microbial agent. The M.V.Sc thesis work entitled "Disposition kinetics of Moxifloxacin and its alteration by cow urine distillate in calves" has been done. No significant pharmacokinetic alteration was found in disposition of moxifloxacin by administration of cow urine distillate @ 20 ml per day for seven days by oral route. The centre has developed *Gau –Mootra Ark* (गोमूत्र अर्क) and other distillates (single distilled and double distilled) of fresh cow urine from indigenous cows following the GLP swhich are to be tested and utilised further for development of various formulations and combinations with other herbs, taking tip-off from the classical ayurveda literature.
2. In one post graduate research work of Dr. Sumnil Marwah, M.V.Sc. scholar (Clinical Vety. Medicine, Ethics and jurisprudence). 250 g *Panchgavya ghrit* was administered with 120 g ***Piper nigrum*** powder to lactating cows having sub-clinical mastitis and 40 percent cure rate was reported by this combination.

Clinical evaluation of Herbal formulation for dermatological disorder

1. The clinical trial work on the two herbal formulations (Herbal formulation No. 1 and Herbal Formulation No. 2) developed by the centre during 2015, for dermatological disorders is still in progress, in the field and in clinics of College of Veterinary and Animal Science, Rajasthan University of Veterinary and Animal Sciences, Bikaner. The formulation is still under study and the trials are carried out in clinics as well as in field cases.
2. During the year, herbal formulations were tested clinically with post graduate level research work of one student and submission of thesis entitled 'Clinico-Therapeutic Studies on Sarcoptic Mange and Dermal Mycoses in Camels'.

Screening of Herbal medicines and extracts for clinical use in sub-clinical mastitis

1. Aqueous extracts of ***Withaniasomnifera*** and ***Ocimumsanctum*** were clinically tested in *Rathi cows* affected with sub-clinical mastitis. Both the aqueous extracts showed better results than their crude powder. Aqueous extract of ***Ocimumsanctum*** was found more efficacious clinically when compared to the same of ***Withaniasomnifera***.
2. Further in continuation to explore the therapeutic potential of *O. sanctum* clinical trials with its aqueous and ethanolic extracts has shown good results in goats affected with sub-clinical mastitis, when given through oral route. It also showed to increase the quality of milk.
3. The clinical trials and therapeutic potential of *W. somnifera* with its aqueous and ethanolic extracts has shown good results in goats affected with sub-clinical mastitis, when given through oral route and also improved the quality of milk.
4. The centre has extended technical/ laboratory support and help for the doctoral research work entitled 'Study of therapeutic potential and anti oxidative potential of ***Withania somnifera, Citrullus colocynthis*** and ***Piper nigrum*** in sub-clinical Mastitis in crossbreed cattle.'

College of Veterinary & Animal Science, Navania, Vallabhnagar, Udaipur

1. Introduction- CVAS, Navania

It is the second constituent veterinary college of the **RAJUVAS**, which is situated in the southern region of Mewar in Udaipur district. The foundation stone of this college was laid by the Chief Minister of Rajasthan Smt. Vashundra Raje Sindhia on 15th April, 2007. This college was registered under registration No. P.14 (18) Edu.-4/2007 dated 28.5.2007 and the first batch of B.V.Sc. & A.H. was started on 10th September, 2007. The two year Animal Husbandry Diploma Programme, M.V.Sc. and Ph.D. programme have also been started at the College from academic year 2009-10 and 2014-15 on self-finance basis, respectively.

2. Enrolment during the year 2017-18

B.V.Sc. & A.H.					Total	M.V.Sc.		Total	Ph.D.			Total	2 Years Diploma in Animal Husbandry		Total	Grand Total
I	II	III	IV	V		I	II		I	II	III		I	II		
98	63	85	88	41	**375**	26	24	**50**	4	3	18	**25**	53	45	**98**	**548**

3. Scholarship and Endowments

Name of scholarship/allowance	No. of recipient
Post metric scholarship	31

4. Detail about Exhibition/Fairs/Seminars/Conference organised during 2017-18

Name of Event	Objective	Duration	Implementin Agency	Venue	Sponsorship	Expenditure Incurred	No. of farmers participated/ visited
XXVII National Congress of Veterinary Parasitology and National Symposium Udaipur from 12th-14th February (2018)	To address the different Technologies for Sustainable Parasite Control and Redressal of Detection Methods Directed for Upliftment of Rural Economy of the country and to bring all over scientists from across the country and world	(12th-14th February 2018) 3 Days	CVAS, Navania, RAJUVAS & IAAVP	Udaipur	ICAR SERB/DBT NABARD	18-20 Lakhs	About 300 participants

5. Detail of the training programme organized (2017-18): Only one day Training cum Visit

S. No.	Date	Topic of training programme	Sponsoring agency	No. of beneficiary		
				Male	Female	Total
1.	May, 2017	Dairy & Vermi compost, Goat Farming, Visit of Animal Farm	ICICI-RSETI Udaipur	-	78	78
2.	June, 2017	Dairy & Vermi compost, Goat Farming, Visit of Animal Farm	ICICI-RSETI Udaipur	30	271	301
3.	July, 2017	Dairy & Vermi compost, Goat Farming, Visit of Animal Farm	ICICI-RSETI Udaipur	35	87	122
4.	August, 2017	Dairy & Vermi compost, Goat Farming, Visit of Animal Farm	ICICI-RSETI Udaipur	-	168	168
5.	September, 2017	Dairy & Vermi compost, Goat Farming, Visit of Animal Farm	ICICI-RSETI Udaipur & Department of Animal Husbandry, Udaipur	77	305	382
6.	October, 2017	Dairy & Vermi compost, Goat Farming, Visit of Animal Farm	ICICI-RSETI Udaipur & Department of Animal Husbandry, Udaipur	23	162	185
7.	November, 2017	Dairy & Vermi compost, Goat Farming, Visit of Animal Farm	ICICI-RSETI Udaipur	193	165	358
8.	December, 2017	Dairy & Vermi compost, Goat Farming, Visit of Animal Farm	ICICI-RSETI Udaipur	21	303	324
9.	January, 2018	Dairy & Vermi compost, Goat Farming, Visit of Animal Farm	ICICI-RSETI Udaipur AFPRO, Udaipur	141	264	405
10.	February, 2018	Dairy & Vermi compost, Goat Farming, Visit of Animal Farm	ICICI-RSETI Udaipur & Department of Animal Husbandry, Udaipur	120	383	503
11.	March, 2018	Dairy & Vermi compost, Goat Farming, Visit of Animal Farm	ICICI-RSETI Udaipur	-	107	107

6. Seminars/Symposia/Workshops attended by faculty (2017-18):

S. No.	Name of Faculty	Seminar/ Conference/ Symposium/ workshop
1	Dr. Balwant Meshram	• XXVII National Congress of Veterinary Parasitology and National Symposium on "Technologies for sustainable parasite control and redressal of detection methods directed for upliftment of rural economy" Organised by Department of Veterinary Parasitology, College of Veterinary & Animal Science, Navania, Vallabhnagar at MPUT Udaipur on 12-14 February, 2018.
2	Dr. Hemant Joshi	• XXVII National Congress of Veterinary Parasitology and National Symposium on "Technologies for sustainable parasite control and redressal of detection methods directed for upliftment of rural economy" Organised by Department of Veterinary Parasitology, College of Veterinary & Animal Science, Navania, Vallabhnagar at MPUT Udaipur on 12-14 February, 2018.
3	Dr. Sunil Arora	• XXVII National Congress of Veterinary Parasitology and National Symposium on "Technologies for sustainable parasite control and redressal of detection methods directed for upliftment of rural economy" Organised by Department of Veterinary Parasitology, College of Veterinary & Animal Science, Navania, Vallabhnagar at MPUT Udaipur on 12-14 February, 2018.
4	Dr. Lokesh Gautam	• "Estimation of growth curve parameters in Sonadi sheep using Gompertz function" in National Symposium on sustainable management of livestock & poultry diversity for enhancing farmers' income held on February 08-10, 2018 organized by College of Veterinary and Animal Science, Bikaner, RAJUVAS, Bikaner. • "Prospective study recent outbreak of Scrub typhus in Vallabhnagar Udaipur" in National congress on technologies for sustainable parasite control and redressal of detection methods directed for upliftment rural economy held on February 12-14, 2018 organized by college of Veterinary & Animal Science, Navania, Udaipur, RAJUVAS, Bikaner
5	Dr. Kavita A. Shende	• XXVII National Congress of Veterinary Parasitology and National Symposium on "Technologies for sustainable parasite control and redressal of detection methods directed for upliftment of rural economy" Organised by Department of Veterinary Parasitology, College of Veterinary & Animal Science, Navania, Vallabhnagar at MPUT Udaipur on 12-14 February, 2018.
6	Dr. Monika Joshi	• XXVII National Congress of Veterinary Parasitology and National Symposium on "Technologies for sustainable parasite control and redressal of detection methods directed for upliftment of rural economy" Organised by Department of Veterinary Parasitology, College of Veterinary & Animal Science, Navania, Vallabhnagar at MPUT Udaipur on 12-14 February, 2018.
7	Dr. Mahendar Singh Meel	• National Symposium on "Livestock Research Management Under Changing Climate Scenario & XXIV Annual Conference of Indian Society of Animal Production & Management" organized by Department of Livestock Product Management, Sher-E-Kashmir University of Agriculture Science & Technology, Faculty of Veterinary Science and & Animal Husbandry, Shuhama, Alusteng, Srinagar, Kashmir from 17-19 May, 2017.

S. No.	Name of Faculty	Seminar/ Conference/ Symposium/ workshop
8	Dr. Abhishek Gaurav	• XXVII National Congress of Veterinary Parasitology and National Symposium on "Technologies for sustainable parasite control and redressal of detection methods directed for upliftment of rural economy" Organised by Department of Veterinary Parasitology, College of Veterinary & Animal Science, Navania, Vallabhnagar at MPUT Udaipur on 12-14 February, 2018.
9	Dr. Surendra Singh Shekhawat	• XXVII National Congress of Veterinary Parasitology and National Symposium on "Technologies for sustainable parasite control and redressal of detection methods directed for upliftment of rural economy" Organised by Department of Veterinary Parasitology, College of Veterinary & Animal Science, Navania, Vallabhnagar at MPUT Udaipur on 12-14 February, 2018.
10	Dr. M.L. Gurjar	• XXVII National Congress of Veterinary Parasitology and National Symposium on "Technologies for sustainable parasite control and redressal of detection methods directed for upliftment of rural economy" Organised by Department of Veterinary Parasitology, College of Veterinary & Animal Science, Navania, Vallabhnagar at MPUT Udaipur on 12-14 February, 2018.
11	Dr. M.C. Sharma	• XXVII National Congress of Veterinary Parasitology and National Symposium on "Technologies for sustainable parasite control and redressal of detection methods directed for upliftment of rural economy" Organised by Department of Veterinary Parasitology, College of Veterinary & Animal Science, Navania, Vallabhnagar at MPUT Udaipur on 12-14 February, 2018.
12	Dr. Dinesh M. Chavhan	• XXVII National Congress of Veterinary Parasitology and National Symposium on "Technologies for sustainable parasite control and redressal of detection methods directed for upliftment of rural economy" Organised by Department of Veterinary Parasitology, College of Veterinary & Animal Science, Navania, Vallabhnagar at MPUT Udaipur on 12-14 February, 2018.
13	Dr. Umesh S. Suradkar	• XXVII National Congress of Veterinary Parasitology and National Symposium on "Technologies for sustainable parasite control and redressal of detection methods directed for upliftment of rural economy" Organised by Department of Veterinary Parasitology, College of Veterinary & Animal Science, Navania, Vallabhnagar at MPUT Udaipur on 12-14 February, 2018.
14	Dr. Ramesh Chand Jat	• XXVII National Congress of Veterinary Parasitology and National Symposium on "Technologies for sustainable parasite control and redressal of detection methods directed for upliftment of rural economy" Organised by Department of Veterinary Parasitology, College of Veterinary & Animal Science, Navania, Vallabhnagar at MPUT Udaipur on 12-14 February, 2018.
15	Dr. Goverdhan Singh	• Asian of Pathology congress-2017, & XXXIVAnnual Conference of IAVP, and VIII ICVP & International Conference on Emerges Horizon in Diagnosis of Animal & Poultry Diseases Towards Sustainable Production in Asian Countries, Organised by Veterinary College Hebbal Bangaluru (Karnataka).

S. No.	Name of Faculty	Seminar/ Conference/ Symposium/ workshop
		• XXVII National Congress of Veterinary Parasitology and National Symposium on "Technologies for sustainable parasite control and redressal of detection methods directed for upliftment of rural economy" Organised by Department of Veterinary Parasitology, College of Veterinary & Animal Science, Navania, Vallabhnagar at MPUT Udaipur on 12-14 February, 2018.
16	Dr. Anita Rathore	• XXVII National Congress of Veterinary Parasitology and National Symposium on "Technologies for sustainable parasite control and redressal of detection methods directed for upliftment of rural economy" Organised by Department of Veterinary Parasitology, College of Veterinary & Animal Science, Navania, Vallabhnagar at MPUT Udaipur on 12-14 February, 2018.
17	Dr. Mamta Kumari	• Attended Global Rajasthan Agritech Meet 2017 Organised by Udaipur from 7 to 9 Nov. 2017. • XXVII National Congress of Veterinary Parasitology and National Symposium on "Technologies for sustainable parasite control and redressal of detection methods directed for upliftment of rural economy" Organised by Department of Veterinary Parasitology, College of Veterinary & Animal Science, Navania, Vallabhnagar at MPUT Udaipur on 12-14 February, 2018.
18	Dr. Sanweer Khatoon	• XXVII National Congress of Veterinary Parasitology and National Symposium on "Technologies for sustainable parasite control and redressal of detection methods directed for upliftment of rural economy" Organised by Department of Veterinary Parasitology, College of Veterinary & Animal Science, Navania, and Vallabhnagar at MPUT Udaipur on 12-14 February, 2018. • International workshop on An Update on diagnosis of Endoparasitic and vector borne parasitic diseases of companion animals in the tropics Organised by Madras Veterinary College on 18-19th April, 2018. • One health Summit Hyatt Regency New Delhi from 03-04th May, 2018
19	Dr. Hakim Manzer Alam	• XXVII National Congress of Veterinary Parasitology and National Symposium on "Technologies for sustainable parasite control and redressal of detection methods directed for upliftment of rural economy" Organised by Department of Veterinary Parasitology, College of Veterinary & Animal Science, Navania, Vallabhnagar at MPUT Udaipur on 12-14 February, 2018.
20	Dr. Bincy Joseph	• National symposium on Animal health service delivery – the priorities of the professionals for enhancing farmers income Organised by college of veterinary and animal husbandry OUAT, Bhubaneswar 1st to 3rd February, 2018. • XXVII National Congress of Veterinary Parasitology and National Symposium on "Technologies for sustainable parasite control and redressal of detection methods directed for upliftment of rural economy" Organised by Department of Veterinary Parasitology, College of Veterinary & Animal Science, Navania, Vallabhnagar at MPUT Udaipur on 12-14 February, 2018.

S. No.	Name of Faculty	Seminar/ Conference/ Symposium/ workshop
21	Dr. Deepak Kumar Sharma	• XXVII National Congress of Veterinary Parasitology and National Symposium on "Technologies for sustainable parasite control and redressal of detection methods directed for upliftment of rural economy" Organised by Department of Veterinary Parasitology, College of Veterinary & Animal Science, Navania, Vallabhnagar at MPUT Udaipur on 12-14 February, 2018.
22	Dr. Rajesh Singathia	• XXVII National Congress of Veterinary Parasitology and National Symposium on "Technologies for sustainable parasite control and redressal of detection methods directed for upliftment of rural economy" Organised by Department of Veterinary Parasitology, College of Veterinary & Animal Science, Navania, Vallabhnagar at MPUT Udaipur on 12-14 February, 2018.
23	Dr. Sudeep Solanki	• XXVII National Congress of Veterinary Parasitology and National Symposium on "Technologies for sustainable parasite control and redressal of detection methods directed for upliftment of rural economy" Organised by Department of Veterinary Parasitology, College of Veterinary & Animal Science, Navania, Vallabhnagar at MPUT Udaipur on 12-14 February, 2018.
24	Dr. S. K. Sharma	• XXVII National Congress of Veterinary Parasitology and National Symposium on "Technologies for sustainable parasite control and redressal of detection methods directed for upliftment of rural economy" Organised by Department of Veterinary Parasitology, College of Veterinary & Animal Science, Navania, Vallabhnagar at MPUT Udaipur on 12-14 February, 2018.
25	Dr. Tarunpreet	• XXVII National Congress of Veterinary Parasitology and National Symposium on "Technologies for sustainable parasite control and redressal of detection methods directed for upliftment of rural economy" Organised by Department of Veterinary Parasitology, College of Veterinary & Animal Science, Navania, Vallabhnagar at MPUT Udaipur on 12-14 February, 2018.
26	Dr. Sandhya Morwal	• XXVII National Congress of Veterinary Parasitology and National Symposium on "Technologies for sustainable parasite control and redressal of detection methods directed for upliftment of rural economy" Organised by Department of Veterinary Parasitology, College of Veterinary & Animal Science, Navania, Vallabhnagar at MPUT Udaipur on 12-14 February, 2018.
27	Dr. Rakesh Kumar Khinchi	• XXVII National Congress of Veterinary Parasitology and National Symposium on "Technologies for sustainable parasite control and redressal of detection methods directed for upliftment of rural economy" Organised by Department of Veterinary Parasitology, College of Veterinary & Animal Science, Navania, Vallabhnagar at MPUT Udaipur on 12-14 February, 2018.
28	Dr. Tikam Goyal	• XXVII National Congress of Veterinary Parasitology and National Symposium on "Technologies for sustainable parasite control and redressal of detection methods directed for upliftment of rural economy" Organised by Department of Veterinary Parasitology, College of Veterinary & Animal Science, Navania, Vallabhnagar at MPUT Udaipur on 12-14 February, 2018.

S. No.	Name of Faculty	Seminar/ Conference/ Symposium/ workshop
29	Dr. Mitesh Gaur	• XXVII National Congress of Veterinary Parasitology and National Symposium on "Technologies for sustainable parasite control and redressal of detection methods directed for upliftment of rural economy" Organised by Department of Veterinary Parasitology, College of Veterinary & Animal Science, Navania, Vallabhnagar at MPUT Udaipur on 12-14 February, 2018.
30	Dr. Vishnu Kumar Vijay	• XXVII National Congress of Veterinary Parasitology and National Symposium on "Technologies for sustainable parasite control and redressal of detection methods directed for upliftment of rural economy" Organised by Department of Veterinary Parasitology, College of Veterinary & Animal Science, Navania, Vallabhnagar at MPUT Udaipur on 12-14 February, 2018.

7. Winter /Summer School Training Attended by Faculty (2017-18):

S. No.	Name of Faculty	Summer /winter school training
1	Dr. Hemant Joshi	• 21 Days Training on "Employment Generation through Skill Oriented Agricultural Entrepreneurship Development among Rural Youth", MPUAT, Udaipur from 31 July 2017 to 20 August 2017. • 21 Day Training on "Doubling farmer Income Intervention in Agriculture", MPUAT, Udaipur from 7-27 September 2018.
2	Dr. Sunil Arora	• 21 Days Training on" Employment Generation through skill oriented Agricultural Entre preneur ship development Among Rural Youth." From 21/07/2017 to 20/08/2017 at MPUAT, Udaipur.
3	Dr. Kavita A. Shende	• 21 days Training on "Advances in animal nutrition to improve livestock productivity" at centre of advanced faculty training in animal nutrition, IVRI, Izzatnagar (UP) from 06.09.2017 to 26.09.2017.
4	Dr. Monika Joshi	• 21 days Training on Organic Production Management: Approaches and Practices. CAFT on Organic Farming Directorate of Research MPUAT, Udaipur 21 days (11.09.2017 to 01.10.2017).
5	Dr. Mahendar Singh Meel	• 21 Days Training on "NUTRITION FOR HEALTH: Advances in the Science of Animal Nutrition'' organized by Division of Animal Nutrition at ICAR-Indian Veterinary Research Institute, Izatnagar from Feb. 07-27th 2018.
6	Dr. Abhishek Gaurav	• 21 days CAFT training on 'Microbial Genomics and Proteomics in Diagnosis and Control of Diseases of Veterinary Importance' held at LUVAS Hisar (Haryana) from 7-27th November 2017. • 21 days winter school training on "Advances in Post Harvest Management of Dairy and Food Products" held at CDFST, MPUAT, Udaipur (Rajasthan) from 01 Jan. 2018 to 21 Jan. 2018.
7	Dr. Surendra Singh Shekhawat	• 21 days Summer School training on Employment Generation through Skill Oriented Agricultural Entrepreneurship Development among Rural Youth" held at Deptt. of Farm Machinery and Power Engineering, CTAE, MPUAT, Udaipur (Rajasthan) from 31 July, 2017 to 20 Aug, 2017.

S. No.	Name of Faculty	Summer /winter school training
8	Dr. M. L. Gurjar	• Winter Training on Advances in Post Harvest Management of Dairy and Food Products Sponsored by ICAR, held at College of Dairy and Food Technology, MPUAT, Udaipur, Rajasthan from 1-21 January, 2018 (21 days).
9	Dr. Hina Ashraf Waiz	• 21 Days Winter training on recent advance in Livestock Stress Genomics for Livestock Production, held at IVRI, Izatnagar, Bareilly. U.P from 06th Jan - 26th Jan 2018.
10	Dr. Dinesh M. Chavhan	• ICAR sponsored 21 days winter school on "Advances in Post Harvest Management of Dairy & Food Products" during 1st-21st January, 2018 at Department of Dairy & Food Technology, College of Dairy & Food Technology, MPUAT, Udaipur- 313001 (Rajasthan) India.
11	Dr. Umesh S. Suradkar	• ICAR winter school training programme on "New Edge Technologies in Livestock products Processing, Preservation and Quality Control" From 5 Sep 2017 to 25 Sep 2017 at Department of Livestock Products Technology, Guru Angad Dev Veterinary and Animal Sciences University, Ludhiana.
12	Dr. Rahul Swarnkar	• 17th Indian Veterinary Congress and XXIV Annual Conference of IAAVR, IVRI, IZZATNAGAR, U.P. 08-09 April 2017. • XXVII National Congress of Veterinary Parasitology (Udaipur) 12-14 Feb., 2018.
13	Dr. Devendra Singh	• XVII Annual Conference of Indian Society of Veterinary Pharmacology and Toxicology (Hisar) 20-22 Dec. 2017. • National conference on Livelihood and Food Security, 27-28 Jan. 2018 (Patna, Bihar). • XXVII National Congress of Veterinary Parasitology (Udaipur) 12-14 Feb., 2018.
14	Dr. Kamal Purohit	• "Advances in Post Harvest Management of Dairy and Food Products" organized by College of Dairy and Food Science Technology, Maharana Pratap University of Agriculture and Technology, MPUAT, Udaipur. (Rajasthan), from 01.01.2018 to 21.01.2018. (21 days). • "Diagnosis and Control of Emerging and Re-emerging Trans-boundary Diseases of Poultry" organized by ICAR, Centre for Advance Faculty Training, Department of Veterinary Microbiology, Lala Lajpat Rai University of Veterinary and Animal Science, Hisar, from Feb. 07, 2018 to Feb. 27, 2018.
15	Dr. Goverdhan Singh	• Recent approaches in Clinico-Pathological Diagnosis of Animal Diseases'' Department of Pathology, GADVASU, Ludhiana. 17.11.2017 to 08.12.2017.
16	Dr. Anita Rathore	• Training on Skill Development through Technical Interventions for Doubling the Farmers Income organized by Directorate of Research, Rajasthan College of Agriculture, MPUAT, Udaipur from 30.07.2018 to 19.08.2018.
17	Dr. Mamta Kumari	• 21 days Summer School Training on "Doubling Farmers Income: Technology Interventions in Agriculture" at RCA, MPUAT, Udaipur from 07/09/18 to 27/09/18.

S. No.	Name of Faculty	Summer /winter school training
18	Dr Hakim Manzer Alam	• 21 days (Summer School) Training on "Modeling and Advances in Micro Irrigation for Water Use efficiency'' in SKUAST-Kashmir from 5.07.2017 to 25.07.2017. • 21 days (Summer School) Training on "Technology transfer management for ensuring sustainability and food security through promotion of neglected and underutilized livestock and agricultural crop" Directorate of Extension Education, SKUAST-Kashmir from 17.07.2017 to 06.008.2018.
19	Dr. Sudeep Solanki	• 21 days ICAR sponsored winter school on "Advances in post Harvest Management of Dairy and food products" 1st January to 21st January 2018, at MPUAT, Udaipur.
20	Dr. S.K. Sharma	• 21 days CAFT training on "Organic Production Management: Approaches and Practices" held at CAFT on Organic Farming. • Directorate of Research, MPUA&T, Udaipur (11.09.2017 to 01.10.2017).
21	Dr. Deepika Goklaney	• 21 Days Training on "Doubling farmer Income Intervention in Agriculture", MPUAT, Udaipur from 7-27 September 2018.
22	Dr. Tarunpreet	• 21 Days Training on "Advances in post harvest management of dairy and food product", MPUAT from 1 January, 2018 to 21 January, 2018.
23	Dr. Sandhya Morwal	• Winter School training on "Advances in post harvest management of dairy and food products" held at College of dairy and food science technology, Udaipur (MPUAT), Rajasthan. From 01 Jan., -21 Jan., 2018 .
24	Dr. Rakesh Kumar Khinchi	• 21 Days Training on "Advances in post harvest management of dairy and food product", MPUAT from 1st January, 2018 to 21st January, 2018. • 21 Days Training on "Skill Development through Technological Interventions for Doubling the Farmers Income", Department of Farm Machinery and Power Engineering, CTAE, MPUAT from 30st July to 19th August, 2018.
25	Dr. Tikam Goyal	• 21 Days Training on "Skill Development through Technological Interventions for Doubling the Farmers Income", Department of Farm Machinery and Power Engineering, CTAE, MPUAT from 30 July -19 August, 2018.
26	Dr. Mitesh Gaur	• 21 Days Training on "Advances in post harvest management of dairy and food products", MPUAT, Udaipur from 1 to 21 January 2018. • 21 Days Training on "Doubling farmer Income Intervention in Agriculture", MPUAT, Udaipur from 7-27 September 2018.
27	Dr. M.C. Parashar	• 21 Days Training on "Addressing Challenges in Veterinary Surgery and Anaesthesia" organized by Dept. of Veterinary Surgery and Radiology (CAFT Center), GADVASU, Ludhiana from 30.08.2017 to 19.09.2017.
28	Dr. Pradeep Kumar	• 21 Days Training on "Enhancing Core and advanced competency skill in veterinary surgery, Diagnostic imaging and Anesthesia" at GADVASU, Ludhiana, during 11 September to 01 October 2018.
29	Dr. Sunil Kumar	• 21 Days Training on "Diagnosis and Control of Emerging and Re-emerging Trans-boundary Diseases of Poultry" at Department of Veterinary Microbiology, LUVAS, Hisar. 07.02.18 to 27.02.18.

8. Research Paper Published in Journals (2017-18):

1. Rohitash Dadhich, H. Dadhich, G.D. Sharma, G. Singh, A. Rathore, S. Dholpuria, Abhilasha Dadhich Manish Agarwal. (2018) PATHOLOGICAL AND HAEMATO-BIOCHEMICAL STUDIES OF LIPOMA IN DOGS. Veterinary Practitioner. 19 (1).
2. Sunil Arora and Nalini Kataria (2017) Interrelation of serum aldosterone with sodium, Potassium and Chloride during hot ambience in poultry" (2017). vol. 7:2, 74-78.
3. Sunil Arora, Vikash Kumar Sharma and Pradeep kumar Godwal (2018). Haemato-Biochemical Impact generated by GI Helminths in small ruminants Camera Lucida to Omics 42-46.
4. Sunil Arora (2017). Azolla: A Nutritious Fodder, Training Manual, ICAR. 17-18.
5. Shwrtanshumala, Vimal Sharma, Hukamsingh (2017). Effects of restricted feeding ration on growth and body composition of juvenile *Pangasianodon hypothamalus*. Journal of Entomology and Zoology Studies 5(5) 1859-63.
6. Shashi Parmar and Vimal Sharma (2018). Seasonal variations in primary productivity of Som Kamla Amba reservoir of Dungarpur district Rajasthan, India. International Journal of Fauna and Biological Studies. 5(3)105-107.
7. Shashi Parmar, Vimal Sharma, SK Sharma and BK Sharma (2018). Seasonal variations of zooplankton in of Som Kamla Amba reservoir of Dungarpur district Rajasthan. India, Journal of Entomology and Zoology Studies 6(4)1620-1623.
8. Tyagi K., Gautam L., Mehta S.C. and Beniwal B.K. (2017). Genetic characterization of Bikaneri Camel using microsatellite markers. Journal of Camel Practice and Research, 24(3): 221-224.
9. Gautam L., Waiz H.A. and Nagda R.K. (2018). Evaluation of the reproductive characteristics of Sirohi goats from Udaipur India. Journal of Entomology and Zoology Studies, 6(3):13-17.
10. S.K. Sharma and Monika Joshi (2018). Epidemiological Studies on Calf Diarrhoea. Indian Veterinary Journal. Vol. 95(03) March pp 32-34.
11. S.K. Sharma, Kuldeep Kumar, Shantanu Kr. Kuldeep, Monika Joshi and Sandhya Morwal (2018). Nasal Schistosomiosis in Cattle: A Case Study. International Journal of Science, Environment and Technology Vol. 7 (1), Feb. pp 104-107.
12. S.K. Sharma, Monika Joshi, Kuldeep Kumar and Parmjeet(2017). Acute Urea Poisoning in Buffaloes: Case Study. Research and Reviews: Journal of Veterinary Science Vol. 3 (1), Mar. pp. 1-3.
13. S.K. Sharma, Monika Joshi and Tarunpreet (2017). Acute Bilateral Exophthalmos in Crossbred Calves affected with Bovine Tropical Theileriasis. Indian Veterinary Journal. Vol. 94(06) June pp 46-48.
14. S.K. Sharma, Monika Joshi and R.K. Tanwar. Evaluation of various therapeutic regimens for treatment of calf diarrhoea. Ruminant Science (Submitted for publication).
15. M.S. Meel, T. Sharma, R.K. Dhuria and Rajesh Nehra (2017). Rumen Fermentation Patterns in Rathi Calves Fed Complete Feed Supplemented with Herbal Feed Additives. International Journal of Livestock Research, 7(1):63-71.
16. G. Mishra, M.F. Siddiqui, V.S. Ingle and M.S. Meel (2017). Studies on Production Performance of Tharparkar Cattle at organized Farm. International Journal of Livestock Research, 7(1):54-62.
17. Surendra Kumar Saini, R.K. Dhuria, T. Sharma, M.S. Meel, Manish Bhati and Mahipal Kajla (2017). Effect of feeding Aloe vera alone and combination with feed additive like enzyme on the dry matter metabolizability, n-balance and carcass traits of broiler chicks. Veterinary Practitioner, 18(1):133-135.
18. M. Kajla, G.S. Manohar, Suresh Kumar, Naresh Mitharwal, Nirmala Kumari and M.S. Meel (2017). Proportion of strongyle type larvae in buffaloes. Veterinary Practitioner, 18(2):2012.
19. M. Bhati, R.K. Dhuria, T. Sharma, M.S. Meel and S.K. Saini (2017). Effect of aloe vera as herbal feed additive on digestibility of Nutrients and rumen fermentation in Rathi calves. Veterinary Practitioner, 18(2):282-283.

20. G. Mishra, M.F. Siddiqui, V.S. Ingle, R.S. Pal and M.S. Meel (2017). Studies on genetic and phenotypic correlation of different productive and reproductive traits of Tharparkar cattle at organized farm. Ruminant Science, 6(2):275-278.

21. M.S. Meel, R.S. Pal, G. Mishra and M. Kajla (2018). Theileriosis in Tharparkar Calves and its Therapeutic Management – Case Study. Int. J. Curr. Microbiol. App. Sci (2018) 7(8): 3981-3983.

22. Acharya M.K., Kumar S., Shekhawat S.S., Chavhan D.M. and Gaurav A. (2017) Studies on responses during transportation of selected fresh water fishes with nitrazepam as an anaesthetics. Contemporary Research in India, 7(1): 87-91.

23. Acharya M.K., Kumar S., Shekhawat S.S., Chavhan D. M. and Thanvi P.K. (2017). Certain behavioural responses in selected freshwater fishes exposed to nitrazepam as anaesthetics. Int. J. Sci., Environment and Technol., 6(5): 2983-2991.

24. Singh H., Suradkar U.S., Chavhan D.M., Jat R.C., Meena D. (2018). Production of chicken nuggets with incorporation of Indian gooseberry extract and powder. Int. J. Curr. Microbiolo. App. Sci. Special issue-7: 5147-5152.

25. Suradkar U.S., Ahmad N., Maria A., Singh H., Jat R.C. and Tramboo S.R. (2017). Study to assess the shelf life of chicken nuggets at 4+1°C. SKUAST J. of Research 19(1): 77-82.

26. Singh H., Suradkar U.S., Chavhan D.M., Jat R.C., Meena D. (2018). Production of chicken nuggets with incorporation of Indian gooseberry extract and powder. Int. J. Curr. Microbiolo. App. Sci. Special issue-7: 5147-5152.

27. Choudhary, Shweta, Gurjar, M.L., Choudhary, Vikas, Rohalan, Kavita, Meel, Padma, and Gangulay, Subha .(2017). Study on the Role of Human Resources in Cattle Rearing Practices and the Marketing Practices in Relationship to Herd Size of Cattle in Non-Tribal Area of Udaipur District of Rajasthan. International Journal of Pure & Applied Bioscience. Vol. 5 (4): 254-260.

28. Choudhary, Shweta, Gurjar, M.L., Choudhary, Vikas, Meel, Padma, and Gangulay, Subha (2017). Study on Cattle Breeding and Milking Practices in Relationship to Herd Size in Non-Tribal Area of Udaipur District of Rajasthan. Journal of Entomology and Zoology Studies. Vol. 6(5): 498-501.

29. Choudhary, Shweta, Gurjar, M.L., Choudhary, Vikas, Rohalan, Meel, Padma, Rohalan, Kavita and Gangulay, Subha (2017). Study on Constraints Being Perceived by the Cattle Respondents in Non-Tribal Area of Udaipur District of Rajasthan. International Journal of Pure & Applied Bioscience. Vol. 5 (4): 164-168.

30. Choudhary Shweta, Gurjar M.L., Choudhary Vikas, Rohalan Kavita, Meel Padma, and Gangulay Subha (2017). Study on Cattle Calf Rearing and Health care Practices in Relationship to Herd Size in Non-Tribal Area of Udaipur District of Rajasthan. Journal of Entomology and Zoology Studies. Vol. 5 (4): 546-549.

31. Mahendra Milind, Bincy Joseph, DK Sharma, Abhishek Gaurav, MC Sharma, Chandan Prakash, Krishma Rathore and Pooja Patel (2017). Seroprevalence of Peste Des Petits Ruminants in Goats of Southern Rajasthan, India Ruminant Science 6 (1):133-136.

32. Anil Mordia, Sharma MC, Vaishnava CS and Mitesh Gaur (2018) Constraints of Breeding Practices Perceived by the Goat Owners in Chittorgarh District of Rajasthan International Journal of Recent Scientific Research Vol. 9:6:27626-27628.

33. Anil Mordia, MC Sharma and Sunil Kumar (2018). Adoption of Scintific Health Care Practices of Goat Owners in Chittorgarh District of Rajasthan, India International Journal of Current Microbilogy and Applied Sciences 7(7):2220-2224.

34. K. Tyagi, L. Gautam, H. Waiz, S.C. Mehta and B.K. Beniwal (2017). Genetic Characterization of Bikaneri camel using microsatellite markers. Journal of Camel Practices and Research, 24 (2): 1-4.

35. H. Waiz, L. Gautam, R.K. Nagada, M.C. Sharma (2018). Growth performance of Sirohi goat under farm and field conditions in

Southern Rajasthan. International Journal of Livestock Research, 8 (06):293-303.

36. H. Waiz, L. Gautam, R.K. Nagada, S. Ashraf and M.C. Sharma (2018). Study of Female Reproductive Performance of Sirohi Goat Managed under Farm and Field Cluster in Southern Rajasthan. International Journal of Current Microbiology and Applied Animal Science, 7(6) :885-890.

37. L. Gautam, V. Kumar, H. Waiz and R.K. Nagada. Estimation of Growth Curve Parameters Using Non-Linear Growth Curve Models in Sonadi Sheep. International Journal of Livestock Research, 8(09): 104-113.

38. D. Singh, H. Singh and P. Mishra (2017). Diversity of butterflies and snakes in and around campus C.V.A.S. Navania, Udaipur, Rajasthan-India. International Journal of Science, Environment and Technology, 6(2):1112-1116.

39. H. Singh, P. Mishra, D. Singh, U.S. Suradkar and Y. Kumar (2017). Pattern of hot tea consumption and related harmful effects observed at campus C.V.A.S.-Navania, Udaipur, (India). International Journal of Science, Environment and Technology, 6(2):1384-1389.

40. S.K. Kuldeep, R. Singh and D. Singh (2018). Dystocia due to Dicephalus Monster in a cow. Bulletin of Environment, Pharmacology and Life Sciences, 7(2):41-42.

41. H. Singh, P. Mishra D. Singh, G. Kaur and P. Sharma (2018). Aquatic birds diversity of different water bodies of lake city (India). International Journal of Current Microbiology and Applied Sciences, 7:3206-3211.

42. P. Singh, S. Srivastava, V.B. Singh. P. Sharma and D. Singh (2018). Ginger (Zingiber officinale): A Nobel Herbal Remedy. International Journal of Current Microbiology and Applied Sciences, 7:4065-4077.

43. M. Milind, B. Joseph, D.K. Sharma, A. Gaurav, M.C. Sharma, C. Prakash, K. Rathore and P. Patel. (2017). Seroprevalence of Peste des petits ruminants in goats of southern Rajasthan, India. Ruminant Science, 6 (1):133-136.

44. K. Rathore, B. Joseph, D.K. Sharma, A. Gaurav, S.K. Sharma, M. Milind, P. Patel, C. Prakash and L. Singh (2018). Evaluation of multiplex PCR as an alternative to conventional antibiotic sensitivity test. Veterinary World, 11(4): 474-479.

45. S.S. Shekhawat, A. Gaurav, B. Joseph, S.K. Sharma, R. Dadhich and C.S. Vaishnava (2018). Molecular detection of Salmonella enteric subspp enteric serotypes in foods of animal origin by PCR. International Journal of Chemical Studies, 6(3): 3586-3590.

46. Anirudh Khatri, Chandra Prakash Jain and Anita Rathore (2018). Asphodelus tenuifolius (Onion Weed): Medicinal plant of Thar Desert of Rajasthan. Medicinal Plants: International Journal of Phytomedicines and Related Industries 10(1): 86-88.

47. Mamta Kumari (2017). Ocimum sanctum, as growth promoter in poultry. Journal of Dairy and Veterinary Sciences. 4(5): 555647.

48. Komal and Mamta Kumari (2017). Poultry Vaccination. Poultry Technology. 12(8) 92-94.

49. Neelam Kumari Faran, Sanweer Khatoon, Bincy Joseph, Subha Ganguly and Vikas Kumar (2017). Studies on prevalence of helminth infection in small ruminants in Udaipur District (Rajasthan), Journal of Entomology and Zoology Studies; 5(6): 1679-1683.

50. Sanweer Khatoon, Naresh Kumar, Hemant Joshi and Afroz Jahan (2018). Occurrence of Haematopinussuis on a wild boar (Susscrofa) from Udaipur: A note, Journal of Entomology and Zoology Studies; 6(5): 461-462

51. Sanweer Khatoon and C.S. Vaishnava (2018). Editor, Parasitology: Camera lucida to omics.

52. Sanweer Khatoon, Anuruddha Singh Niranjan, Naresh Kumar, Jitendra Kumar, Aruna Parihar and C.S. Vaishnava (2018). Omics: A paradigm shift in Veterinary Parasitology, Parasitology: Camera lucida to omics, p. 82

53. Goverdhan Singh, Rohitash Dadich, Kamal Purohit, Sanweer Khatoon & Anita Rathore (2018). Diagnostics approaches for theileriosis and babesiosis diseases of livestock, Parasitology: Camera lucida to omics, p. 152.

54. G.S. Rao, Afroz Jahan and Sanweer Khatoon (2018), Use of Caenorhabditis elegans for anthelminthic drug discovery: An appraisal, Parasitology: Camera lucida to omics p. 170.

55. Rajkishore Sharma and Sanweer Khatoon (2018). Sustainable strategies to control parasitic infection, Parasitology: Camera lucida to omics, p. 246.

56. Hakim Manzer, S.K. Ghorui, G.S. Manohar, S.K. Kashyap, N. Kumar and Sashikant Kankar (2017). Identification and molecular cloning of Heat Shock Protein-70(HSP-70) gene of Trypanosoma evansiisolated from camel. Journal of Camel Practice and Research 24(1): 85-88.

57. Hakim Manzer, S.K. Ghorui, G.S. Manohar, S.K. Kashyap, N. Kumar and Sashikant Kankar (2017). Identification and molecular cloning of Cysteine Protease gene of Trypanosoma evansi isolated from camel. Journal of Camel Practice and Research 24(2):182-191.

58. Surendra Singh Shekhawat, Abhishek Gaurav, Bincy Joseph, Shiv Kumar Sharma, Rohitash Dadhich and CS Vaishnava (2018). Molecular detection of Salmonella enterica Subspecies enterica serotypes in foods of animal origin by PCR. International Journal of Chemical Studies. 6(3): 3586-3590. Naas Rating 5.31

59. Karishma Rathore, Bincy Joseph, D.K. Sharma, Abhishek Gaurav, S.K. Sharma, Chandan Prakash, Mahender Milind, Pooja Patel, Lokendra singh (2018). Evaluation of multiplex polymerase chain reactionas an alternative to conventional antibiotic sensitivity test. Veterinary world 11 (4): 474-479. Naas Rating 5.91

60. Neelam Kumari Faran, Sanweer Khatoon, Bincy Joseph, Subha Ganguly and Vikas Kumar (October 2017) Studies on prevalence of helminth infection in small ruminants in Udaipur District (Rajasthan) Journal of entomology and zoolgy studies, 5(6): 1679-1683. Naas rating 5.3

61. Mahender Milind, Bincy Joseph, Deepak Kumar Sharma, Abhishek Gaurav, M.C. Sharma, Chandan Prakash, Karishma Rathore and Pooja Patel (June 2017). Seroprevalence of Peste des petits ruminants in goats of southern Rajasthan. Ruminant Science. 6(1): 133-136. Naas rating 5.15

62. Singh P., Barolia S.K. and Sharma D.K. (2017). Molecular Characterization and Identification of Burkholderia Multivorans BPSS Isolated from Fecal Contents of Pteropus Giganteus in Udaipur, Rajasthan, India Int. J. of Microbiol. and Biotech. 2017; 2(3): 116.

63. Swarnakar G., Sharma D. and Goswami H. (2017). Biofilm formation, hemolysin production and antimicrobial susptibilities of Staphylococcus aureus isolated from the mastitis milk of buffalos in Udaipur India. Inter. J. Vet. Sci. 6(1)1-6.

64. Sandhya Morwal and S. Solanki and Durga Devi (2017). "Bovine mastitis- A disease of concern for human health" Life Sciences International Research Journal. Vol. 4(1) pp. 1-5

65. Sandhya Morwal and S.Solanki (2017) "Biomedical waste management and proper handling to prevent enivironmental and animal animal health hazards"Procedings of the International Conference on Recent Trends in Agricultre, Veterinary & Life Sciences. 84-89

66. S. Solanki and A.K. Kataria (2017) "Activities of some antibiotics against Staphylococcus aureus isolated from camel" Indian Journal of Comparative Microbiology, Immunology and infectious Diseases: 38 (2).

67. S. Solanki (2017). "Impact on Socio-economic status after induction of the improved goat farming practices to Tribals in Aburoad, Rajasthan" International Journal of Agriculture Science and Research (IJASR). 7 (6)

68. Rabindra Kumar and S. Solanki (2017). "Synchronization of estrous in dairy cattle in Rajasthan" Veterinary Science Research Journal : Vol. 8 (1-2) pp.64-72

69. Rabindra Kumar and S. Solanki (2017) "Dystocia caused by a Dicephalus Monster fetus in a buffalo—A Case report" International Journal of Agriculture Science and Veterinary Medicine (IJASVM): Vol. 6 (1).

70. S.K. Sharma, Monika Joshi and Tarunpreet (2017). Acute Bilateral Exophthalmos in Crossbred Calves affected with Bovine

Tropical Theileriosis. Indian Veterinary Journal. Vol. 94 (06) : 46-48.

71. Sandhya Morwal and Sharma S.K. (2017). Bacterial Zoonosis- A public health importance. Journal of Dairy, Veterinary and Animal Research 5 (2): 00135.
72. S.K. Sharma, Monika Joshi and R.K. Tanwar (2017). Evaluation of various therapeutic regimens for treatment of calf diarrhoea. Ruminant Science, Vol 6 (2) : 383-388.
73. S.K. Sharma, Kuldeep Kumar, Shantanu Kr. Kuldeep Monika Joshi and Sandhya Morwal (2018). Nasal Schistosomiosis in Cattle: A Case Study. International Journal of Science, Environment and Technology Vol. 7 (1):104-107.
74. S.K. Sharma and Monika Joshi (2018). Epidemiological Studies on Calf Diarrhoea.. Indian Veterinary Journal. Vol. 95(03): 32-34.
75. Morwal, Sandhya (2017). Therapeutic management of flea bite in a dog. Vet. Sci. Res. J. 8 (1&2): 79-80.
76. S.k.Sharma, kuldeep Kumar, Shantanu Kr. Kuldeep, Monika Joshi and Sandhya Morwal (2018). Nasal schistosomiosis in cattle: - A case study. International Journal of Science, Environment and Technology, 7(1): 104-107.

9. Salient activities and achievements during 2017-18

1. Prof. (Col.) **Dr. A.K. Gahlot**, Hon'ble Vice-chancellor, RAJUVAS in the presence of chief guest **Shri Otaram Dewasi**, State Gopalan minister, special guest **Mrs. Payal Parsrampuria, Dr. R.K. Dhuria**, Director of Extension, RAJUVAS, Bikaner, **Dr. R.K. Nagda,** Dean, CVAS, Bikaner and **Dr. Sudeep Solanki,** Incharge-VUTRC, Sirohi inaugurated the newly built building of VUTRC on 1th April, 2017. Hon'ble **A.K. Gahlot** during his speech spoke on the conservation and promotion of indigenous breeds and adoption of improved and scientific methods of animal husbandry. The chief guest of the function expressed that there is a huge scope of animal husbandry in Sirohi district of Rajasthan. There is a need to motivate the livestock owners to adopt the scientific practices. The faculty members of CVAS, Navania were also present in the function.
2. Hon`ble Vice chancellor Prof. **Dr. (Col.) A.K. Gahlot** released an educational movie on Goat Farming entitled **"SANDESH... A MESSAGE FOR PROFESSION"** on 06th April, 2017. The movie was produced by CVAS, Navania under the direction of **Dr. Hemant Joshi,** Asst. Professor, Deptt. of Anatomy. Hon'ble **A.K. Gahlot** expressed that the purpose of movie is to educate and motivate the goat farmers in villages through scientific knowledge which ultimately help in reducing the youth migration towards the cities.

3. **Nagrik Jagrukta Pakhwada** was organized in the campus with the help of NSS & 2 Raj R&V Regiment NCC from 10-24 April, 2017 in which cleaning drives were initiated in the college premises. The plantation was done in the newly built NCC campus. Expert lectures were delivered by **Col. Vasant Ballewar** on Road Safety and Digital India-Cashless transaction. **Dr. Sunil Arora** delivered lecture on **Swachh Bharat Abhiyan**.
4. Tenth **Foundation Day** of the college was celebrated on 15.04.2017 in the name of **DISCINNOVA-2017**. The term was coined

from words discovery and innovation. Technical session was organized in the morning in which the faculty members delivered lectures to UG students. Drawing, Debate and Extempore competitions were organized for students and winners were given prizes. The 126th birth anniversary of Bharat Ratan Dr. B.R. Ambedkar was also celebrated. At this occasion **Prof. C.S Vaishnava, Prof. N.K. Punjabi** and **Col. Vasant Ballewar addressed** the faculty members and expressed views. Speeches on the teachings of Dr. Ambedkar were given by students. **Dr. Balwant Meshram** conducted the proceedings and **ADSW Dr. S.S. Shekhawat** proposed the vote of thanks.

5. The **Financial Literacy Camp** was organized in the college on 26.04.2017 with the help of NCC in which Mr. O.P. Kavya, AGM (RBI) Jaipur and Mr. Mukund Bhatt, District manager (SBI) acquainted the students about various government financial schemes. The Counsellor of FLCC Mr. O.P. Mutha and Counsellor of Rastriya Mahila Gramin Bank Mr. B.L. Pancholi told the students about Financial Literacy Abhiyan. ALBO Mr. Ravindra Surana and Mr. Arvind Sharma (Bank of Baroda) taught the students about handling BHIM app and Baroda M-PAY app. The function was chaired by **Prof C.S. Vaishnava**.

6. The **'World Veterinary Day-2017'** was celebrated on 29.04.2017 with full vigour, zest and zeal. Dean, CVAS, Navania **Prof. R.K. Nagda** chaired the function. On the occasion **Prof. C.S. Vaishnava, Prof. N.K. Punjabi, Col. Vasant Ballewar** and **Dr. S.K. Sharma** expressed their views. During the technical sessions, various presentations were given by **Dr. Balwant Meshram, Dr. Abhishek Gaurav** and PG students **Dr. Rahul Swarnkar** and **Dr. Pooja Patel** on relevant topics on the theme - Antimicrobial Resistance: From Awareness to Action. In the preliminary session, a movie was screened for UG students which depicted the importance of awareness against the theme of WVD. The Poster, Slogan writing and Rangoli competitions were also organized. The awards were given to winners by the dignitaries on the dice. **Col. Dr. Vasant Ballewar**, C.O., 2 Raj R&V Regiment initiated the enrolments of cadets by distributing the enrolment forms for upcoming new entrants in the programme.

7. 10 cattle of *Malvi* breed were purchased at LRS, Dug, Jhalawar on 02 May, 2017 in the supervision of the committee members namely **Dr. C.S. Vaishnava, Dr. M.L. Gurjar, Dr.**

Vishnu Kumar and **Dr. Lokesh Gautam** of Animal Purchasing Committee, CVAS, Navania.

8. An educational tour for 5 days from 25-29 May, 2017 was organized for a contingent of 62 students of 3rd year B.V.Sc. & A.H. to provide them learning and enriching experience on wildlife. **Dr. R.K. Nagda**, Dean CVAS, Navania and **Dr. S.S. Shekhawat**, ADSW flagged off the tour buses with a green flag. First they visited GRAM-2017 held at Kota, Ranthambore Tiger Reserve (Sawai Madhopur) where Dr. Rajeev Garg, SVO at the Station delivered a lecture on 'Chemical Immobilization in Tiger' and later demonstrated about 'How to load a tranquilizer gun', then moved to Keoladeo Bird Century (Bharatpur), Sariska Tiger Reserve (Alwar) where Director of the station enlightened the students about the role of veterinarians in wildlife and on the last day of tour, visited PGIVER, Jaipur where they were addressed by Dean Dr. Vishnu Sharma, followed by a visit of various departments and units by **Dr. Y. P. Singh**, ADSW, PGIVIR. **Dr. Hemant Joshi, Dr. Umesh Suradkar** and **Dr. Sanweer Khatoon**, Assistant Professors of CVAS, Navania were the tour incharges.

9. **'International Day of Yoga'** was observed in the college on 21th June, 2017 in which along with faculty members and students of college, 50 NSS volunteers were participated. The staff (both teaching and non-teaching) and students actively participated in the various activities during the programme viz. warm-

up exercise, run for yoga, yoga practice, quiz on yoga, projection of educational film on yoga and display of promotional literature on yoga. The warm-up exercises were carried out under the instructions of **Dr. Lokesh Gautam**, the practices of yoga in the programme were performed by **Dr. Satish Nain**, M.V.Sc. Scholar and some staff members, quiz on yoga was conducted by **Dr. Tikam Goyal** and display of the literature was done by **Dr. S.S. Shekhawat**, **Dr. Hemant Joshi** and **Dr. Tikam Goyal**.

10. Prof. (Col.) **Dr. A.K. Gahlot,** Hon'ble Vice-chancellor, RAJUVAS in presence of chief guest **Shri Devendra Katara**, MLA-Dungarpur, **Dr. R.K. Dhuria**, Director of Extension, RAJUVAS, Bikaner, **Mr. M. Ram**, Director of Works and **Dr. R.K. Nagda**, Dean, CVAS, Bikaner laid the foundation stone of VUTRC, Dungarpur on 04th April, 2017. The land for the building was provided by gram panchayat Kachhwasa, Dungarpur. **Dr. A.K. Gahlot** chaired the function and emphasized the need of switching over from traditional method of animal husbandry to scientific management practices of animals. The chief guest of the function **Mr. Katara** spoke that the rural unemployed youth and livestock farmers will get benefit from the centre created by RAJUVAS. The faculty members of CVAS, Navania were also present in the function.
11. A group of 30 farm women from Jaisamand village (Tehsil-Udaipur; District-Udaipur) visited the Gir cattle, Surti buffalo, Sonadi sheep, Sirohi goat, poultry units of the LRS and TVCC of CVAS, Navania on 10 May, 2017 in collaboration with **'ICICI Rural Self-employment Training Institute (NGO)'**, Udaipur. The visit was organized under supervision of **Dr. M.L. Gurjar** and a lecture was delivered on improve animal husbandry practices by **Dr. M.C. Sharma**.
12. A group of 30 farm women from Bhallo Ka Guda village (Tehsil-Girwa; District-Udaipur) visited the Gir cattle, Surti buffalo, Sonadi sheep, Sirohi goat, poultry units of the LRS and TVCC of CVAS, Navania on 19 May, 2017 in collaboration with **'ICICI Rural Self-employment Training Institute (NGO)',** Udaipur. The visit was organized under supervision of **Dr. M.L. Gurjar** and a lecture was delivered on improve animal husbandry practices by **Dr. M.C. Sharma**.
13. A group of 25 farm women from Jetpura (Bhinder) village (Tehsil-Vallabhnagar; District-Udaipur) visited the Gir cattle, Surti buffalo, Sonadi sheep, Sirohi goat, poultry units of the LRS and TVCC of CVAS, Navania on 24 May, 2017 in collaboration with **'ICICI Rural Self-employment Training Institute (NGO)',** Udaipur. The visit was organized under supervision of **Dr. M.L. Gurjar**.
14. A group of 30 farm women from Palana village (Tehsil-Udaipur; District-Udaipur) visited the Gir cattle, Surti buffalo, Sonadi sheep, Sirohi goat, poultry units of the LRS and TVCC of CVAS, Navania on 24 May, 2017 in collaboration with **'ICICI Rural Self-employment Training Institute (NGO)',** Udaipur. The visit was organized under supervision of **Dr. M.L. Gurjar**.
15. A group of 25 farm women from Suratpura (Bhinder) village (Tehsil-Vallabhnagar; District-Udaipur) visited the Gir cattle, Surti buffalo, Sonadi sheep, Sirohi goat, poultry units of the LRS and TVCC of CVAS, Navania on 30 May, 2017 in collaboration with **'ICICI Rural Self-employment Training Institute**

(NGO)', Udaipur. The visit was organized under supervision of **Dr. M.L. Gurjar**.

16. A group of 35 tribal farm women from Karodiya and Veerpura villages (Tehsil-Sarada; District-Udaipur) visited the Gir cattle, Surti buffalo, Sonadi sheep, Sirohi goat, poultry units of the LRS and TVCC of CVAS, Navania on 05th June, 2017 in collaboration with **'ICICI RSETI,** Udaipur. The visit was organized under supervision of **Dr. M.L. Gurjar** and **Dr. M.C. Sharma**.
17. A group of 30 tribal farm women from Gandoli Ka Kheda village (Tehsil-Mavli; District-Udaipur) visited the Gir cattle, Surti buffalo, Sonadi sheep, Sirohi goat, poultry units of the LRS and TVCC of CVAS, Navania on 07th June, 2017 in collaboration with **'ICICI RSETI,** Udaipur. The visit was organized under supervision of **Dr. M.L. Gurjar** and **Dr. M.C. Sharma**.
18. A group of 30 tribal livestock farmers (mixed) from Amoli village (Tehsil-Mavli; District-Udaipur) visited the Gir cattle, Surti buffalo, Sonadi sheep, Sirohi goat, poultry units of the LRS and TVCC of CVAS, Navania on 09th June, 2017 in collaboration with **'ICICI RSETI,** Udaipur. The visit was organized under supervision of **Dr. M.L. Gurjar** and **Dr. M.C. Sharma**.
19. Two groups of 30-30 tribal farm women from Manmathara and Vekarni village (Tehsil-Mavli; District-Udaipur) visited the Gir cattle, Surti buffalo, Sonadi sheep, Sirohi goat, poultry units of the LRS and TVCC of CVAS, Navania on 19th June, 2017 in collaboration with **'ICICI RSETI,** Udaipur. The visit was organized under supervision of **Dr. M.L. Gurjar** and **Dr. M.C. Sharma**.
20. A group of 35 tribal farm women from Kantoda and Veerpura villages (Tehsil-Sarada; District-Udaipur) visited the Gir cattle, Surti buffalo, Sonadi sheep, Sirohi goat, poultry units of the LRS and TVCC of CVAS, Navania on 23th June, 2017 in collaboration with **'ICICI RSETI,** Udaipur. The visit was organized under supervision of **Dr. M.L. Gurjar** and **Dr. M.C. Sharma**.
21. A group of 30 tribal farm women from Bagto Ki Khedi village (Tehsil-Mavli; District-Udaipur) visited the Gir cattle, Surti buffalo, Sonadi sheep, Sirohi goat, poultry units of the LRS and TVCC of CVAS, Navania on 28th June, 2017 in collaboration with **'ICICI RSETI,** Udaipur. The visit was organized under supervision of **Dr. M.L. Gurjar** and **Dr. M.C. Sharma**.
22. **Dr. M.C. Sharma**, Asstt. Professor, Deptt. of LPM attended the meeting of Extension and Research Council held on 18 June 2017 at RAJUVAS, Bikaner.
23. **Dr. S.K. Sharma**, Assoc. Professor & Head, Deptt. of Vety. Medicine attended the meeting of Extension, Research and Academic Council held from 18-19 June, 2017 and also attended the convocation ceremony on 20th June, 2017 at RAJUVAS, Bikaner.
24. **Dr. C.S. Vaishnava**, Prof. & Head, Deptt. of Animal Nutrition attended the meeting of Extension, Research and Academic Council held from 18-19 June, 2017 and also attended the convocation ceremony on 20th June, 2017 at RAJUVAS, Bikaner.
25. **Dr. R.K. Nagda**, Dean, CVAS, Navania attended second convocation ceremony on 20th June, 2017 at RAJUVAS, Bikaner.
26. Pashupalak Goshti was organized at smart village Ranchhorpura on 26 April, 2017 under the supervision of **Dr. Deepak Kumar Sharma**. Total 25 livestock farmers participated in the Goshti. Dr. Sharma delivered speech on scientific approaches to increase the buffalo production.
27. On 17th June, Shramdaan camp was organised at college campus with 45 NSS volunteers of 1st year B.V.Sc. and A.H., during this camp, the college premise was made clean and arrangements for "International Yoga Day" were made.
28. With a view to make college campus clean and green, a major plantation drive was initiated on July 21, 2017 with great fervour by the NCC cadets and faculty members of the college at NCC unit (2 RAJ R. & V. Regiment) CVAS, Navania. The **plantation programme,** organised by the NCC unit, was inaugurated by the Dean CVAS, Navania **Prof. (Dr.) C.S. Vaishnava** by planting a *Banyan* sapling. Then the Commanding Officer, NCC Col. Basant

Ballewar along with the unit members, NCC cadets and faculty members of the college planted 125 saplings of different varieties i.e. Indian black plum, Guava, Papaya, Pomegranate, Mango, Lemon, Ashoka, Bottlepalm, etc. Under this programme, an oath was given by Incharge NCC, **Dr. Sunil Arora** to the students, faculty members of the college to plant more trees to protect the environment and spread this message to their society.

29. **'M-RAJUVAS'** a project of CVAS, Navania, Udaipur was sanctioned by RAJUVAS, Bikaner on 11th July, 2017. **Dr. Barkha Gupta** was nominated as Principal Investigator (PI) of the project. This project will enable a mobile android educational application for veterinary and animal sciences and kiosk information system for livestock owners.

30. **Dr. C.S. Vaishnava**, Prof. & Head, Dept. of Animal Nutrition taken over the charge of Dean, CVAS, Navania, Vallabhnagar, Udaipur on 12th July, 2017 from **Prof. (Dr.) R.K. Nagda**, Dept. of Animal Genetics and Breeding. **Prof. (Dr.) C.S. Vaishnava** addressed the faculty highlighting his vision about the college.

31. **Sh. Randhir Singh Bhinder,** MLA-Vallabhnagar tehsil of Udaipur district along with Dean CVAS, Navania **Prof. (Dr.) C.S. Vaishnava** visited college and its various functional units i.e. Gir cattle, Surti buffalo, Sonadi sheep, Sirohi goat, poultry unit and ornamental fish culture units of the LRS and TVCC of CVAS, Navania Livestock Research Station on 27th July, 2017. He appreciated the works going on in the campus and also congratulated to Dr. C.S. Vaishnava for taking over the charge of Dean of the college.

32. **'World Snake Day'** was celebrated on 16th July, 2017 at CVAS, Navania. The Dean CVAS, Navania, **Prof. (Dr.) C.S. Vaishnava** along with ADSW, **Dr. S.S. Shekhawat** released a folder titled ***"Snakes of Rajasthan"*** which was prepared by Prof. A.K. Kataria, PI- Centre for Studies on Wildlife Management and Health, RAJUVAS, Bikaner. On this day, wildlife experts **Dr. Himanshu Vyas, Mrs. Raj Laxmi Joshi** and **Shri Chaman Singh** delivered lectures on 'Identification of Venomous and Non-venomous Snakes and its Management'. **Prof. Aruna Parihar** felicitated the experts by memento and certificates. Faculty members, non-teaching staff, 2 RAJ R&V NCC unit staff

and students were present in good number. **Dr. S.S. Shekhawat** extended the vote of thanks. The whole programme was organized by **Dr. Hemant Joshi**, Co-PI, Centre for Studies on Wildlife Management and Health, RAJUVAS, Bikaner.

33. **'Swachhta Pakhwada'** was celebrated successfully during 01-15 August, 2017 at CVAS, Navania by NSS unit in collaboration with Dept. of Extension Education. The cleanliness fortnight celebration was inaugurated by **Dr. C.S. Vaishnava**, Dean, during which, the Swachhta pledge was administered to all staff and students. Under the programme, various activities were undertaken i.e. awareness programmes on cleanliness and sanitation to public and school children's, cleanliness drives in adopted villages of the institute, distribution of literatures on cleanliness, cleaning the premises of campus, slogan writing, quiz and debate competition on cleanliness for students, Besides of these activities, amassrally was organised to spread the awareness of cleanliness in Ranchhorpura village with the college students and school children under the leaderships of **Dr. Deepak Sharma, Dr. Barkha Gupta, Dr. Tikam Goyal, Dr. Umesh Suradkar** and **Dr. Goverdhan Singh**.

34. **'71st Independence Day'** was celebrated in CVAS, Navania, LRS Chittorgarh and LRS, Dug, Jhalawar. **Prof. (Dr.) C.S. Vaishnava,** Dean CVAS, Navania hoisted the tricolour national flag and paid homage to the freedom fighters. He addressed the gathering and recited the importance of the day which was followed by the cultural programme performed by the students enthusiastically. On this occasion, Placement cell released its information brochure at the hands of Dean **Dr. C.S. Vaishnava** and Academic Coordinator **Dr. S.K. Sharma**, wherein Convener Placement cell **Dr. Balwant Meshram,** ADSW **Dr. S.S. Shekhawat**, Member secretary **Dr. Dinesh Chavhan** and student representatives were present further on the '71st Independence Day' celebration at RAJUVAS, Bikaner following faculty members of CVAS, Navania were felicitated by **Prof. (Dr.) B.R. Chhipa,** Hon'ble Vice-chancellor, RAJUVAS for their outstanding contributions and achievements i.e. **Dr. Barkha Gupta**, Asstt. Professor, Deptt. of Vety. Biochemistry for directing a short film 'The last crossing' for public awareness, **Dr. Deepak Sharma,** Asstt. Professor, Deptt. of Vety. Microbiology for winning project

(Biogas) and establishment of Ajola unit and **Dr. Tikam Goyal**, Asstt.Professor & Incharge, Deptt. of Vety. & A.H. Extension Education for coordinating the 'MGMG programme and Swatchh Bharat Abhiyan' efficiently and documenting progress reports of various units of South campus of RAJUVAS.

35. **'Swachhta Pakhwada'** was celebrated successfully during 01-15 September, 2017 at CVAS, Navania by NSS unit in collaboration with Deptt. of Extension Education. The cleanliness fortnight celebration was inaugurated by **Dr. C.S. Vaishnava**, Dean, during which, the Swachhta pledge was administered to all staff and students. Under the programme, various activities were undertaken i.e. awareness programmes on cleanliness and sanitation to public and school children's, cleanliness drives in adopted villages of the institute, distribution of literatures on cleanliness, cleaning the premises of campus, slogan writing, essay competition on cleanliness for students. Besides this, a cleanliness contest was organised in the boys and girls hostels to judge **'how clean and hygienic rooms they are keeping'** in the hostels. A provision to award best two students was made for the best performers. Amassrally was also organised to spread the awareness of cleanliness in Ranchhorpura village with the college students and school children under the leaderships of **Dr. S.S. Shekhawat, Dr. Hemant Joshi, Dr. Tikam Goyal, Dr. Umesh Suradkar** and **Dr. Goverdhan Singh**. In continuation to the similar programme **"Swachhta hi Sewa (SHS) Abhiyan"** was implanted in and around the campus from 15.09.17 to 02.10.17.

36. **Veterinary Council of India (VCI)** team inspected the College of Veterinary and Animal Science, Navania with regard to adequacy of standards of veterinary education for B.V.Sc. & A.H. programme on 04 to 05 September, 2017. **Prof. H.M. Sharma** was convener and **Prof. U.S. Chahal** and **Prof. Sanjay Kumar** were members of the inspection team. Team members inspected the facilities in each department of the college, boys and girls hostel, VCC, LFC and different projects of LRS. Members also interacted with staff members and students. **Prof. Tribhuwan Sharma**, Dean and faculty chairmen, RAJUVAS, **Prof. (Dr.) C.S. Vaishnava**, Dean CVAS, Navania, **Dr. S.K. Sharma** (Accad. Coordinator), **Dr. S.S.**

Shekhawat (ADSW), **Dr. Umesh Suradkar** (Boys hostel warden), **Dr. Aruna Parihar** (Girls hostel warden), **Dr. Balwant Meshram** (Incharge, establishment) **Dr. Sunil Arora** (NSS programme officer) and other faculty members provided necessary information and cooperation to VCI team members for smooth conduct of VCI inspection.

37. A contingent of 22 research scholars (as trainees) from MLSU attended one day training programme on various molecular biology techniques and techniques on entomology on 16 September, 2017 in the Department of Vety. Microbiology and Vety. Parasitology.

38. Total 23 scientists from 14 different SAUs visited the college campus including farms on 25.09.17. These scientists were trainee participants of 21 days CAFT training on "Organic Productions Management: Approaches and Practices" organised by at DOR-MPUAT, Udaipur. **Dr. C.S. Vaishnava**, Dean, CVAS, Navania addressed the trainees and acquainted them with ongoing activities and projects at CVAS, Navania.

39. A total number of 699 tribal farm women and livestock owners from different villages of Udaipur district visited the Gir cattle, Surti buffalo, Sonadi sheep, Sirohi goat, poultry units of the LRS and VCC of CVAS, Navania during this period in collaboration with **'ICICI RSETI,** Udaipur. The visit was supervised by **Dr. M.L. Gurjar, DR. M.C. Sharma** and **Dr. M.K. Acharya**.

40. **Student's Union Election - 2017** for the different posts of CSU (Central Student's Union) and VSA (Veterinary Student's Association) was held peacefully.

41. **Oath taking ceremony** of the office bearers and executive members of the **VETERINARY STUDENT'S ASSOCIATION-2017** was held on September 04, 2017. Vice-president - Mr. Dharampal, General Secretary - Mr. Himmat Singh, Games Secretary - Mr. Sachin Patidar, Joint Secretary cum treasurer - Mr. Manish Kumar, Mr. Pawan Kumar Jat and

Mr. Suresh Gurjar - Class representative (1st Year AHDP) have been elected unopposed for VSA. The oath taking ceremony was conducted for the elected students in the presence of Dean and Returning Officer Prof. (Dr.) C.S. Vaishnava immediately after announcement of the results.

42. The institute participated in the Animal Fair held at Mavli on 15-16 September 2017 and put up a stall depicting the various activities and facilities available at CVAS, Navania for the benefit of animal keepers of the surrounding areas. The display includes charts, posters, graphs, models, specimens, mock-ups and the live animals. The deptt. of Animal Husbandry, Govt. of Rajasthan appreciated and recognised the services of this institute. The chairperson, RLDB had special appreciation and awarded a certificate. **Dr. Tikam Goyal**, Asstt. Professor & Incharge, Deptt. of Vety. Extension planned, monitored and supervised the entire activity.

43. A radio talk was broadcast (live) by **Dr. N.K. Punjabi**, Professor (Retd.), Dept. of Vety. Extension, CVAS, Navania from AIR, Udaipur on 'Front-line demonstrations: Effective means of technology transfer on September 13, 2017 at 2:15 pm and **Dr. C.S. Vaishnava**, Professor & Dean, CVAS, Navania broadcast (live) from AIR, Udaipur on 'Balance Ration for Animals' on September 20, 2017 at 2:15 pm.

44. **Dr. P.C. Sharma**, Asstt. Professor & Incharge, Dept. of Animal Genetics and Breeding and Principal Investigators (PIs) of National Project on Buffalo Improvement (NPBI) for Surti buffalo and Mega Sheep Seed Project (MSSP) for Sonadi sheep and **Dr. Rohitash Dadhich**, Assoc. Professor & Head, Deptt. of Vety. Pathology got transferred from the CVAS, Navania to PGIVER, Jaipur on 13th July and 10th August, 2017 respectively.

45. On 04 August, 2017, 500 semen doses of improved and indigenous breeding bulls of Tharparkar breed of cattle were transferred to 'Vrindavan Farm', Pune, Maharashtra for the purpose of augmentation of indigenous cattle breeds.

46. 1000 semen doses of Marwari horse were brought from National Research Centre on Equines (NRCE) on 16.09.17 for Artificial Insemination (A.I.) to be done at this centre for improvement of breed in the surrounding area.

47. **AHDP I & II Year Annual (Theory) Examinations-2017** were conducted successfully under the supervision faculty members of CVAS, Navania. The centers covered were – Navania, Udaipur, Kherwada, Dungarpur, Nathdwara, Bundi, Kota, Baran, Dug, Bojunda and Jhalawar from 03-07 October, 2017. The Zonal Coordinator was **Dr. C.S. Vaishnava**.

48. AHDP I & II Year Annual Examinations-2017 both theory and practicals were conducted successfully under the supervision faculty members of CVAS, Navania. The centres covered were – Navania, Udaipur, Kherwada, Dungarpur, Nathdwara, Bundi, Kota,

Baran, Dug, Bojunda and Jhalawar from 18 September-07 October, 2017. The Zonal Coordinator was **Dr. C.S. Vaishnava**.

49. An **orientation programme** of newly admitted first year B.V.Sc. & A.H. students of session 2017-2018 was organised on October 05, 2017. **Dr. Sunil Arora** coordinator of the programme welcomed the students and briefed them about the institute. Afterwards, the students introduced themselves and get acquainted with the teaching faculty. **Dr. C.S. Vaishnava**, Dean, CVAS, Navania enlightened them about the infrastructural and functional activities of the institute. **Dr. S.K. Sharma**, Academic coordinator, informed them about the course curriculum, classes, attendance, examination etc. **Dr. N.K. Punjabi**, Senior Professor apprised them the value of the veterinary profession and its avenues in various fields. **Dr. Aruna Parihar**, Senior Professor & Warden-Girls hostel informed about the accommodation and other facilities and rules of the hostel. **Dr. Umesh Suradkar**, Incharge-sports & Warden-boys hostel, notified them about the facilities of play grounds and procedure to issue sports items. He also briefed them about the facilities and rules of the hostel. Other student's functionaries also addressed the student's about the other important activities of student's. In the end of the programme, the student's visited all the departments, library, clinics, livestock farms, etc.

50. Sports cum cultural week (Youth Festival) was organised successfully from 22-29 November, 2017 in the college campus. **Sh. Randhir Singh Bhinder,** MLA-Vallabhnagar, HVC **Prof. P.K. Dashora**, University of Kota and **Prof. U.S. Sharma**, MPUAT were present in inaugural ceremony as chief guests. They witnessed the march past performed by the college students. The guests lighted the Mashaal, released balloons and declared the week open. During the week, different competitions for indoor and outdoor games were conducted in the form of inter-class tournaments. The cultural programme including dance and music, literary, fine arts and theatre events were performed by the students during the celebration. It was followed by freshers' day for new entrants on 29th November, 2017. The valedictory function was chaired by **Mrs. Mala Sukhwal**, internationally fame weightlifter and **Prof. Jit Singh** as guest of honour. Winners of different competitions were given prizes by the chief guests and Dean CVAS, Navania **Dr. C.S. Vaishnava**.

51. An educational tour was conducted for final year B.V.Sc. & A.H. students from 20.09.17 to 29.09.17. The accompanying faculty members were **Dr. Bincy Joseph** and **Dr. Goverdhan Singh**. The students visited the reputed institutions and centres of Veterinary importance in North India. The dean of the college **Professor (Dr.) C.S. Vaishnava** and ADSW **Dr. S.S. Shekhawat** addressed the group and flagged off the tour bus. The renowned scientists of the respective institutions delivered lectures and updated

the knowledge of students pertaining to Veterinary and Animal Science including wildlife.

52. **A 'blood donation camp'** was organised at CVAS, Navania campus on 26.09.17 to mark the birth anniversary of Pt. Deendayal Upadhyaya. The camp was organised in collaboration with the Blood Bank Unit, RNT Medical College, Udaipur in which total 58 units of blood was donated by students and faculty members.

53. On the occasion of closing ceremony of Swachhta Hi Sewa (SHS) Abhiyan,the **'International Day of Non-Violence'** was celebrated in CVAS, Navania on 02nd October in honour of the birthday of Mahatma Gandhi. Dean CVAS, Navania **Prof. (Dr.) C.S. Vaishnava** expressed his view son the theme of the day and administered Swachhta pledge to students and student's functionaries. There after, cleaning the premises of hostels was done by the students along with the staff members.

54. A brochure for the forthcoming 27th National Congress of Veterinary Parasitology and National Symposium was released on 03 October, 2017 by the Dean, **Prof. (Dr.) C.S. Vaishnava** in the presence of Organising Secretary **Dr. Sanweer Khatoon** and the senior Faculty members of the college. The said national symposium is scheduled to be organised from 12-14 February, 2018 at this campus.

55. Two days on campus training on **'Fodder technologies and Ajola Production'** was conducted for the 45 tribal youths and farm women (as participants) from TSP area of **Swaroop Ganjh** village (District-Sirohi) on 09-10th October, 2017. The training programme was conducted in the supervision of **Dr. Deepak Sharma**.

56. A one day off campus training on **'Fodder technologies and Ajola Production'** was conducted for the 98 tribal youths and farm women (as beneficiaries) from TSP areas at **Aadvas, Khalia** and Godvavillages of **district Udaipur** on 11th October, 2017. During the programme, fodder seeds of **Berseem** were distributed to the farmers along with the kit. The training and demonstration programme was conducted in the supervision of **Dr. Deepak Sharma**.

57. The **United Nations Day-2017** was organised and celebrated on 24th October in the campus of the institute. **Dr. Mitesh Gaur** delivered a speech on the United Nations organization. Academic Coordinator **Dr. S.K. Sharma** chaired the programme and shared his views on the importance of the day with the students and faculty members. The United Nations Day marks the anniversary of the UN Charter's entry in force in 1945. The programme was ended with a vote of thanks by ADSW **Dr. S.S. Shekhawat**.

58. 142nd birth anniversary of Sardar Vallabhbhai Patel was observed on 31st October, 2017 as **'Rashtriya Ekta Diwas'** in CVAS, Navania. Dean CVAS, Navania **Prof. (Dr.) C.S. Vaishnava** addressed the faculty members and students mentioning Sardar Patel's contribution for unifying the country and urged to preserve and strengthen the unity and integrity of nation. Apart from this, the Rashtriya Ekta Diwas pledge was administered to faculty and students by ADSW **Dr. S.S. Shekhawat**.

59. On November 01, 2017 a group of 51 students from **Pacific Agriculture College, Udaipur** visited the animal farm units i.e. Gir cattle, Surti buffalo, Sonadi sheep, Sirohi goat, poultry units of the LRS, departments and VCC of CVAS, Navania. The visit was organized under supervision of **Dr. Tikam Goyal**.

60. Three Days workshop on **'Immobilization of Wild Animals and Care'** was organized by Centre of Studies on Wildlife Management and Health, RAJUVAS, Bikaner at CVAS, Navania from 01-03 November, 2017. A contingent 22 forest guards, foresters along with the students participated in this workshop. **Sh. Randhir Singh Bhinder**, MLA, Vallabhnagar and DCF (Administrative) **Dr. Suhel Majboor** chaired inauguration session as the chief guests. **Dr. Shravan Singh Rathore**, SVO, Machia Biological Park, Jodhpur, **Dr. Himanshu Vyas**, M.V.Sc. scholar, **Dr. Hem Singh Gehlot**, Assistant Professor, Deptt. of Zoology, JNVU, Jodhpur and **Dr. Satish Sharma** (Retd.) ACF, Deptt. of Forest, Udaipur delivered lectures on wildlife immobilization techniques and taught hands on practice to the participants. **Prof. A.K. Kataria**, PI, CSWMH, prepared the workshop module and **Dr. Hemant Joshi**, CO-PI, CSWMH, RAJUVAS, Bikaner organised the workshop successfully.

61. On November 02, 2017 a group of 75 B.Sc. (Agri.) students from **Rajasthan Vidhyapeeth University, Udaipur** visited the animal farm units i.e. Gir cattle, Surti buffalo, Sonadi sheep, Sirohi goat, poultry units of the LRS and VCC of CVAS, Navania. The visit was organized under supervision of **Dr. M.L. Gurjar**.

62. A newly established ATM of SBI was inaugurated in the college campus by the Hon'ble VC of RAJUVAS, **Prof. B.R. Chhipa** and **Sh. Landhir Singh Bhinder**, MLA Vallabhnagar in the gracious presence of Dean & faculty chairman **Dr. Tribhuwan Sharma,** Registrar **Dr. Hemant Dadhich**, DEE **Dr. A.P. Singh** and Dean CVAS, Navania **Dr. C.S. Vaishnava** on 08 November, 2017. The HVC along with the university officials visited the college campus including livestock farm units, various ongoing projects, departments, VCC and interacted with the faculty, non-teaching staff and students. The HVC appreciated the discipline of students maintained at the college.

63. The institute participated in GRAM-2017 organised at CTAE ground, MPUAT, Udaipur from 07-09, November 2017. A stall depicting the improved technologies pertaining to veterinary and animal husbandry through various exhibits i.e. posters, charts, models, mock-ups, etc. was established in the exhibition area. At the stall, activities like farm advisory services to information seekers and circulation of farm literatures to visitors were undertaken and managed by **Dr. Tikam Goyal**, Incharge-Deptt. of Vety. Extension and **Dr. C.K. Murdia**, Retd. Professor, Deptt. of Animal Genetics and Breeding. The stall was visited by dignitaries including Hon'ble minister of Agri. & A.H., Hon'ble minister of Gopalan Department, HVC RAJUVAS, Bikaner along with university officials, Dean CVAS, Navania, HVC SKNAU, Jobner, HVC MPUAT, Udaipur,

HVC University of Kota, other officials of Govt. of Rajasthan and recognised the services rendered by the institute. There was a live animal show of various recognised indigenous breeds of animals, ***Jajam choupal*** to interact with the livestock farmers by the institute. A visit of the college students was also organised under supervision of **Dr. Umesh Suradkar, Dr. Dinesh Jhamb** and **Dr. Mahendra Meel**.

64. The college celebrated **'Agricultural Education Day'** with much fervour on December 03, 2017 to mark the birth anniversary of first agriculture minister Dr. Rajendra Prasad. Dean **Dr. C.S. Vaishnava** inaugurated the programme, delivered speech and sensitized the students about the importance of agriculture and animal husbandry for ensuring food and nutritional security of the people and livelihood security of the farmers, apart from contributing to the national GDP. **Dr. N.K. Punjabi** presented his viewpoint on 'Agricultural Education – Shaping future of India'. As a part of the celebration, poster making competition on theme 'Modern Indian Farming', essay writing competition on topic 'Importance of Agriculture and Animal Husbandry in Indian Economy' were conducted. **Dr. Abhishek Sharma** accompanied visit of Livestock Research Farms at the campus to the students. **Dr. Vaishnava** gave away prizes to all the winners of the competitions.

65. Five merit positions were secured by the students of the institute in the university level examination of the session 2016-17. **Dr. C.S. Vaishnava**, Dean CVAS, Navania congratulated them for their achievement and wished for the bright future ahead.

66. **Prof. (Dr.) Hema Tripathi**, Principle scientist, CIRB-ICAR, Hisar and ICAR Best Teacher-2016 awardee delivered an expert lecture on December 23, 2017 for students on topic 'Information Delivery Systems in Livestock Extension: Status and Challenges'. **Dr. Tikam Goyal**, Incharge-department of Vety. & A.H. Extension Education extended the vote of thanks.She visited the extension department and livestock research farms at the unit and appreciated the works goingon in the campus.

67. An entrepreneurship education and training programme on canine welfare was organised by the Pet Unit on 08th January, 2018 for the 4th year B.V.Sc. & A.H. students of the college. Two canine specialists **Dr. Lenin Bhatt** and **Dr. Himanshu Vyas** delivered lecture and hands on training on subjects like new-born puppy care, feeding and breeding, breeds of dogs, vaccination, KCI registration and microchipping in dogs. The programme was coordinated by **Dr. Dinesh Jhamb**, Asstt. Professor & Incharge Deptt. of Vety. Gynaecology & Obstetrics.

68. An awareness programme on a theme **'Daughters are Precious (DAP)'** was organised on 22th January, 2018 with the message to save the girl child among youth. **Mr. Mudit Mathur** as a DAP Rakshak delivered his presentation to the faculty members, non-teaching staff and students on the theme. He administered the DAP's prescribed oath to the participants to be a DAP Rakshak to protect girl child.

69. The 69th Republic day was celebrated with great enthusiasm in CVAS, Navania, LRS Chittorgarh and LRS, Dug, Jhalawar. **Dr. S.K. Sharma**, Academic Coordinator, CVAS, Navania hoisted the national flag and addressed the gathering. The students presented march past on the occasion along with colourful cultural programme and in the end of the programme **Dr. Sharma** awarded the meritorious students for their merit positions at college level in the final examination.

70. On the 69th Republic day celebration at RAJUVAS, Bikaner following faculty members of CVAS, Navania were facilitated by Hon'ble VC of RAJUVAS, **Prof. B.R. Chhipa** for their outstanding contribution and achievement i.e. **Dr. C.S. Vaishnava**, Dean CVAS, Navania for his dynamic vision and leadership, **Dr. Sudeep Solanki**, Asstt. Professor, Deptt. of Vety. Microbiology for his excellent service as Officer Incharge of VUTRC Sirohi, **Dr. Hemant Joshi**, Asstt. Professor, Deptt. of Vety. Anatomy for his outstanding service as DDO of CVAS, Navania **Dr. Umesh Suradkar**, Asstt. Professor, Deptt. of LPT for his dedicated

service as Warden-Boys Hostel and Incharge-Sports.

71. On the 69th Republic day celebration at RAJUVAS, Bikaner the Hon'ble VC of RAJUVAS, **Prof. B.R. Chhipa** felicitated the meritorious students of CVAS, Navania. Miss Priyanka Kumari, Miss Subhita and Miss Kanika Poonia were felicitated for securing merit position as First, Third and Forth in the III B.V.Sc. & A.H. examination-2017 respectively. Miss Garima Rathore and Vimla Saran were also felicitated for securing merit position as First and Fifth in II B.V.Sc. & A.H. examination-2017 respectively.

72. The institute was honoured with running shield and certificate of excellence at sub-divisional level by SDM, Vallabhnagar, Udaipur on the occasion of 'Rajasthan Day-2018', for the outstanding contribution in the field of veterinary and research on livestock. Dean **Prof. (Dr.) C.S. Vaishnava** accepted the shield and certificate from the officers of Sub-divisional Office, Vallabhnagar.

73. To make college campus clean and green, a plantation drive was initiated on 08 February, 2018 by NSS volunteers and faculty members of the college. The plantation programme, organised and supervised by **Dr. Sunil Arora**, Incharge-NSS unit, was inaugurated by the Acting Dean & Academic coordinator CVAS, Navania **Dr. S.K. Sharma** by planting a *Bottle Palm* sapling. A total of 1600 saplings of *Golden Duranta* (Hedge), 100 saplings of seasonal flowers, 50 saplings of *Bottle Palm*, 20 saplings of *Thuja* were planted under the programme.

74. The **XXVII National Congress of Veterinary Parasitology and National Symposium** of **IAAVP** on "Technologies for sustainable parasite control and redressal of detection methods directed for upliftment of rural economy" was organized successfully by the Department of Veterinary Parasitology, CVAS, Navania, Udaipur (Rajasthan) from

12-14 February, 2018. **Prof. (Dr.) N.S. Rathore**, DDG (Education), ICAR, New Delhi was the chief guest of the inaugural function. In his inaugural speech, he cautioned about the PM Modi's speech on doubling of farmer income by 2020. So, he emphasized the importance of parasitic diseases control to uplift rural economy. The guest of honour of the function Hon'ble Vice-chancellor, MPUAT, Udaipur **Prof. (Dr.) U.S. Sharma**, during delivering his speech highlighted the global issue of climate change and emergence of new and challenging zoonotic parasitic diseases in the present time. The other dignitaries present in the inaugural function were **Dr. Placid E. D'souza** (President, IAAVP), **Dr. A. Sangaran** (General Secretary, IAAVP), **Dr. Tribhuwan Sharma** (Faculty chairman & Dean, RAJUVAS, Bikaner) and **Dr. C.S. Vaishnava** (Dean, CVAS, Navania & Chairman Organizing Committee, XXVII NCVP conference-2018) also presented their views on the title of the conference. **Dr. Sanweer Khatoon**, Organising Secretary of the XXVII NCVP conference extended her views on the importance of this National conference at Udaipur.

75. Three days training programme on **'Wildlife Rescue: Tools, Techniques and Care'** was organised in joint venture of Centre for Studies on Wildlife Management & Health (CSWM & H), RAJUVAS, Bikaner and Rajasthan Forest Department, Govt. of Rajasthan at CVAS, Navania during 17-19 February, 2018. The programme was funded under Forest Fund Scheme (Van Dhan Yojna) launched currently by the Govt. of Rajasthan with the objective to eliminate the reliance on the forests by connecting employment to the villagers living near National Park, Century and Conservation Reserve. A contingent of 22 forest guards and foresters from state forest department participated in the training programme. Dean **Prof. (Dr.) C.S. Vaishnava** prised the inaugural function and released the training manual. Mr. Aditya, Intern, Van Dhan Yojna, Mount Abu was the chief guest of the programme who gave brief introduction on advent of the Van Dhan Yojna to the participants. **Dr. Shravan Singh Rathore**, SVO, Machia Biological Park, Jodhpur, **Dr. Hem Singh Gehlot**, Assistant Professor, Deptt. of Zoology, JNVU, Jodhpur

and **Dr. Arvind Mathur**, SVO, Nahargarh Biological Park, Jaipur and **Dr. Hemant Joshi**, CO-PI, CSWMH, RAJUVAS, Bikaner delivered lectures on wildlife immobilization techniques and given hands on practice to the participants.

76. A seminar on **'Smart Saving Schemes'** was organised on 22 February, 2018 in joint venture of State Bank of India (SBI) with the objective to make the college employees smart by educating them about smart investment schemes. SBI Mutual fund, Udaipur branch head Mr. Praveen Saini detailed about the various savings schemes of SBI through Power Point Presentation. Programme was chaired by Dean **Prof. (Dr.) C.S. Vaishnava**. In the programme, other official personnel of SBI were also present along with the faculty members of the college.

77. An exposure visit to dairy products processing plant and animal's slaughter house located at Udaipur was organised for the 3rd year B.V.Sc. & A.H. students in two batches on 23-24 February, 2018 as mentioned in their course curriculum. The visit was conducted in the guidance and leadership of **Dr. Dinesh Chavhan**, **Dr. Umesh Suradkar** and **Dr. Abhishek Gaurav**.

78. **Matdata Jagrukta Abhiyan-2018** was celebrated in CVAS, Navania on 16th March,

2018. A poster competition was organized to create social awareness about casting of vote to help in building a strong nation among the students who participated enthusiastically in the competition. During the competition administrative officers of Tehsil Vallabhnagar were also present.

79. NSS special camp for seven days was organised successfully from 21-27 March, 2018 at CVAS, Navania. Dean **Prof. (Dr.) C.S. Vaishnava** chaired the inaugural function and delivered the introductory speech on NSS and its importance in social life to the volunteers followed by conduction of different activities i.e. PT & Yoga on each and every day early in the morning, Debate competition, Shramdaan, Poster making competition, Guest speaker's lectures, Quiz competition, Plantation in

and around the college campus, Awareness rally on *Swatchh Bharat Abhiyan*, Projection of motivational/educational movies, etc. were conducted under the supervision of **Dr. Sunil Arora**, Incharge, NSS Unit, CVAS, Navania for the NSS volunteers (students of 1st year B.V.Sc. & A.H.). The camp was ended on the last day with the distribution of prizes to the volunteers in groups who secured first, second and third positions in different competitions/activities.

Mera Gaon Mera Gaurav (Annual Report 2017-18)

Name of Institute: College of Veterinary and Animal Science, Navania, Vallabhnagar, Udaipur

Introduction

As launching of the **'Mera Gaon Mera Gaurav'** (My Village My Pride) by Hon'ble Prime Minister on July, 2015 and the directives received from Registrar, RAJUVAS, Bikaner, College of Veterinary and Animal Science, Navania, Vallabhnagar, Udaipur constituted 10 teams of multi disciplinary scientists involving 4 scientists in each team to conduct the base line survey in the allotted villages to them. The work area of the institution under the program covers 04 panchayat samities namely, Vallabhnagar, Mavli, Salumbar, Bhadesar. On the basis of obtained information through Base Line Survey (BSR) conducted, the scientists shaped their activities to strengthen the rural economy and upliftment of the society by providing information to farmers on technical and other related aspects through personal visits and other means.

Presently 8 teams of multidisciplinary scientists involving 34 scientists in total are remain in touch with their adopted villages. Under the programme, the scientists of different teams are regular in contact with their respective villages. They plan the activities and execute these in the multiple forms in a time frame given to them.

- Base line survey in all the adopted villages - Task completed.
- Regular submission of monthly, quarterly and annual progress reports (MPR, QPR and APR) since the implementation of the programme. Reports are submitted in prescribed format along with good quality action photographs of the activities undertaken with banner of the programme.

Institution-wise Summary

S. No.	Name of institute	Total No. of groups formed	No. of scientists involved	No. of villages covered	No. of field activities conducted	No. of messages/ advisory sent	Farmers benefited (No.)
1.	CVAS, Navania, Vallabhnagar	8	34	34	391	72	8,711

The groups have conducted different activities like farm and home visits, demonstrations, trainings, interface meetings, mobile based advisories, awareness on common problems faced by rural farm families and literature support on key topics (in local language) for overall development of rural people under the umbrella of MGMG programme in the selected villages under the supervision and monitoring of selected scientist of CVAS, Navania, Vallabhnagar, Udaipur. The scientists are in constant touch with the farm families to solve their problem related to their animals through mobile or face to face interaction with them. A regular technical backup is being provided as per the need of the animal keepers by the scientists of this institution.

Institution-wise progress

Name of institute: CVAS, Navania, Vallabhnagar

No. of teams formed: 8 teams

No. of villages selected: 34 villages

No. of team of scientists	No. of scientists	No. of villages	No. of blocks	No. of districts	Bench mark survey conducted (No. of villages)
8	34	34	3	1	Conducted in all the 34 villages

Activities undertaken

A number of activities classified under the following sub-heads including major spheres of rural development were conducted by the scientists of CVAS, Navania in their adopted villages. Besides these some other important activities i.e. distribution of medicine to livestock owners, health-checkup of farm animals organization of clinical camps, infertility camps etc. were undertaken for the farmer's benefit.

Table 1: Activities organized by the scientists of various teams formed under MGMG

S. No.	Name of activity	No. of activities conducted	No. of farmers participated and benefitted
1.	Visit to village by teams	198	3,390
2.	Interface meeting/Goshthies	57	882
3.	Training organized	6	112
4.	Demonstration conducted	21	393
5.	Mobile based advisories (No.)	72	72
6.	Literature supported provided	30	1,050
7.	Awareness created	69	2,550
8.	Input support provided (q)	6	126
	Total	**459**	**8,575**

Table 2: other activities organized by the scientists of various teams formed under MGMG

S. No.	Name of activity	No./area (ha)	No. of farmers benefitted
1.	Linkages developed with other agencies (No. of agencies)	4	136
2.	Facilitation for new varieties, seeds, technologies	-	-
	i. New varieties (No.)	-	-
	ii. Technology (No.)	-	-
	iii. Seeds (q)	-	-
	iv. New Crops (No.)	-	-

Activity-wise action photographs

Teaching Veterinary Clinical Complex

College of Veterinary & Animal Science, Navania, Vallabhnagar, Udaipur

Introduction:

One of the major problems faced by the animal owners in the area is poor production of the animals due to occurrence of diseases and heavy mortality. There was lack of advanced diagnostic and treatment facilities in this area.

The districts lying under Southern and Eastern part of Rajasthan have 27.04 per cent livestock and 39.42 per cent poultry population of Rajasthan state (including 44.08 per cent cattle, 28.73 per cent buffalo and 25.70 per cent goats of Rajasthan). These districts were lacking advanced diagnostic, treatment, surveillance and monitoring facilities of animal diseases. With the aim to provide quick and effective disease diagnostic, surveillance and monitoring system by the veterinary specialists, it was proposed to establish a Veterinary Clinical Complex at College of Veterinary & Animal Sciences, Navania, Vallabhnagar.

Executive Summary:

The project was sanctioned during the year 2009 with total budget allocation of Rs. 327.53 lacs. The project included establishment of Veterinary clinical complex for Advanced Animal Disease Diagnosis, Treatment, Surveillance and Monitoring. The construction work of the building of Veterinary Clinical Complex could only be started in the year 2011. Construction work is complete and infrastructure facilities have been developed.

Objectives:

1. To render advanced diagnostic and treatment facilities for the animal patients.
2. To suggest proper line of treatment and package of clinical practices.
3. To conduct monitoring and surveillance of different livestock diseases in the area.
4. To educate the veterinary students on different clinical aspects.

Technical Programme:

1. Create advanced diagnostic and treatment facilities for the animal diseases in the area.
2. Provide ambulatory services in field.
3. Organize animal health camps.
4. Surveillance and monitoring of animal disease in the area.
5. Suggest suitable clinical practices to the line department and other agencies.
6. Educate the veterinary students on the basis of working clinical experience.

Infrastructure Facilities developed:

A modern Veterinary Clinical Complex is being developed as per Minimum Standards of Veterinary Council of India (construction and equipments) with an initial **total allocation of Rs. 327.53 lacs under RKVY**. This Veterinary hospital has various facilities for diagnosis and treatment of animal diseases which includes clinical examination and treatment under outdoor, indoor wards for livestock and pet animal patients, advanced diagnostic procedures like radiography, sonography etc., investigation of clinical samples of blood, serum, urine and faeces, medical / surgical / gynaecological treatment of diseases including operation theaters for livestock and small animal patients. There is also facility for stay of attendants of animal patients. Facilities for training of farmers, veterinary and para veterinary students have also been developed.

Executive Summary of Progress

1. Total **13209** cases of different diseases were treated at outdoor including **9819** medical, 1872 surgical and **1518** gynecological cases in different species of animals.
2. Total numbers of indoor patients were **231** during report period (Medicine 121; Surgery 62; Gynaecology 148).
3. Under preventive and control measure taken against parasites, ecto-parasiticidal spray and deworming was done in **3900** and **3595** animals, respectively.
4. Total **3061** animal owners were benefited by clinics (Medicine 1363, Surgery 689, Gynaecology 959, and Camp 2).
5. Total 1004 clinical samples were investigated.
6. Total 174 ambulatory cases (critically ill animals) were transported from **80 different villages** by the large animal ambulance.
7. Total **9** training programmes (including one for practicing veterinarians) were organized during current year which were sponsored by different agencies. Total beneficiaries were 323.
8. Total **243** students of B.V.Sc. & A.H., M.V.Sc., Ph.D. and A.H.D.P. are being / were trained and educated in clinical practice during current year.

Table 1: Number of case attended report (month wise):

MONTH	CATTLE			BUFFALO			SHEEP			GOAT			OTHERS			TOTAL			G. TOTAL
	MED.	SUR.	GYN.	MED.	SUR.	GYN.	MED.	SUR.	GYN.	MED.	SUR.	GYN.	MED.	SUR.	GYN.	MED.	SUR.	GYN.	
APR., 2017	127	127	60	133	26	47	321	0	3	181	3	42	40	8	6	802	164	158	**1124**
MAY, 2017	99	127	45	163	48	27	70	0	1	87	7	48	36	2	4	455	184	125	**764**
JUN., 2017	120	123	50	90	24	47	204	0	0	67	2	12	19	9	4	500	158	113	**771**
JUL., 2017	136	131	49	116	51	55	172	0	0	359	6	56	35	14	13	818	202	173	**1193**
AUG., 2017	124	75	62	105	63	67	288	0	0	309	5	49	13	3	4	839	146	182	**1167**
SEPT., 2017	93	95	26	129	89	47	170	0	0	286	10	11	18	7	4	696	201	88	**985**
OCT., 2017	82	61	26	147	47	53	54	1	11	278	15	37	117	6	13	678	130	140	**948**
NOV., 2017	179	90	22	210	32	40	250	0	2	346	8	13	30	17	8	1015	147	85	**1247**
DEC., 2017	163	84	33	292	51	30	131	0	2	400	7	14	10	14	10	996	156	89	**1241**
JAN., 2018	124	81	61	248	36	33	273	1	0	93	12	27	334	22	6	1072	152	127	**1351**
FEB., 2018	92	46	54	213	40	36	420	0	0	65	8	25	190	5	4	980	99	119	**1198**
MAR., 2018	201	90	43	299	29	29	303	1	0	142	6	39	23	7	8	968	133	119	**1220**
TOTAL	**1540**	**1130**	**531**	**2145**	**536**	**511**	**2656**	**3**	**19**	**2613**	**89**	**373**	**865**	**114**	**84**	**9819**	**1872**	**1518**	**13209**

Table 2: Preventive and control measures

Month	Deworming	Ectoparasitic control	Total
APR., 2017	245	396	**641**
MAY, 2017	85	175	**260**
JUN., 2017	209	150	**359**
JUL., 2017	185	355	**540**
AUG., 2017	340	343	**683**
SEPT., 2017	286	200	**486**
OCT., 2017	215	385	**600**
NOV., 2017	450	444	**894**
DEC., 2017	550	325	**875**
JAN., 2018	349	313	**662**
FEB., 2018	266	377	**643**
MAR., 2018	415	437	**852**
Grand total	**3595**	**3900**	**7495**

Table 3: Detail of The Health Camps Organized:

S.No.	Date	Name of village	No. of beneficiary	No. of animal patient	Deworming	Vaccination
	–	–	–	–	–	–
Total						

Table 4: Collection of clinical samples for investigation:

S. No.	Type of Sample	No. of Sample collected
1	Blood	305
2	Milk	179
3	Urine	11
4	Faecal	382
5	Skin scrapings	76
6	Ruminal fluid	51
7	Tissue smear	0
Total		**1004**

Table 5: Detail of the training programme organized:

S. No.	Date	Topic of training programme	Sponsoring agency	No. of beneficiary		
				Male	Female	Total
1.	13/05/17	Suratpura Health Management in growth		1	23	24
2.	19/08/17	ICICI or city		0	36	36
3.	09/10/17	CVAS, Navania	M power Pariyojana, Sirohi	8	29	37
4.	01/11/17	Pacific college student visit		32	8	40
5.	30/01/18	Shree ji Animal Husbandry training , Nathdawra	-	62	16	78
6.	17/02/18	Impact of Climate change on animal production	-	27	0	27
7.	20/02/18	Exposure visit	-	8	1	09
8.	11/03/18	visit	Nagfani Institute of animal husbandry, Kharwada	13	7	20
9.	16/3/18	Educational Visit	CVAS, Gujarat	37	15	52
			Total	**188**	**135**	**323**

Table 6: Detail of student trained / educated in clinics:

S. No.	Clinical Training (Course)	No. of students					Total
		SC	ST	OBC	SBC	Gen.	
1	B.V.Sc & A.H.	20	10	81	3	15	129
2	M.V.Sc.	2	5	4	0	3	14
3	Ph.D.	02	0	0	0	1	03
4	A.H.D.P.	19	14	47	5	12	97
	Total	**43**	**29**	**132**	**8**	**31**	**243**

Table 7: Detail of animal health camp organized:

S. No.	Date	Place	Topic of training programme	No. of beneficiary		Total
				Male	Female	
1.	23/01/18	Rundeda	Prevention & control of ecto and endoparasites in animals	27	–	27
2.	01/02/18	Netewala	Prevention & control of infertility and parasitic infestation in animals	20	3	23
			Total	**47**	**3**	**50**

Annual Report 2017-18

POST GRADUATE INSTITUTE OF VETERINARY EDUCATION AND RESEARCH (PGIVER) JAIPUR

Institute Profile:

Post Graduate Institute of Veterinary Education & Research (PGIVER) was established in 2012 at Jaipur, as a constituent college of Rajasthan University of Veterinary and Animal Sciences, Bikaner, with the financial provisions from Government of Rajasthan (State Plan) and Rashtriya Krishi Vikas Yojna (RKVY) of Government of India, to act as a premier veterinary institution of the state with a mandate to develop skilled expertise through conducting post graduate courses in different areas of Veterinary & Animal Sciences in order to pursue livestock owners/ farmer's need based research, extension and development activities.

Further, in compliance with the Hon'ble Chief Minsiter's budget announcement for the financial year 2015-16, regarding commencement of undergraduate course i.e. B.V.Sc. & A.H. in PGIVER, B.V.Sc. & A.H. course has started, after duly granted permission of Veterinary Council of India, with effect from 29.10.2015 with intake capacity of 60 students per annum which subsequently has been increased to 80 students per annum with effect from academic session 2017-18.

The University intends to develop the Institute as 'Centre of Excellence for Higher Veterinary Education'. In order to meet out the said intent of the University the Institute is poised to address new challenges in the fields of teaching, research and extension activities as regards to Veterinary & Animal Sciences and in furtherance imparting to development of specialized human resource. The institute is having state of art facilities with creation of 17 core academic departments covering Clinical, Para-clinical and Non-clinical aspects of Veterinary Science and Animal Husbandry curricula.

The main campus of the Institute is located at National Highway-11, Agra Road, Jamdoli, Jaipur on 18.90 acre (75608 sq.m.) of land allotted by Government of Rajasthan where a newly constructed academic and administrative building with 12 academic departments, administrative block and library being functional, Veterinary Clinical Complex Building with 4 clinical departments and OPD and IPD are functional and Livestock Farm Complex having dairy, sheep & goat and poultry unit has been established.

Besides the main campus Institute is in possession of 1.52 acre land at B-2 Bypass, Mansarovar, Jaipur, where AHDP course is being conducted along with research projects of university office . The Institute is also in possession of 14.22 acre of land at Kho- Nagorian, Jaipur where fencing work and other facilitations are in progress for the purpose of feed and fodder production and NCC unit including equine unit.

Mandate:

The Institute act as a premier veterinary institution of the state to develop skilled expertise in different areas of Veterinary & Animal Sciences and pursue livestock owners/farmer's need based research, extension and development activities.

Objectives:

- Higher education (PG, Ph. D. & Post Doc.) in various disciplines of Veterinary Science & Animal Husbandry.
- Research programmes in line with the need of the state to enhance livestock health & productivity.
- Act as a coordinating institute for various tele medicine centers in different parts of the state and creating a data base and network system for feed, fodder, diseases, animal products and by products.
- On campus and off campus Post Graduate diploma, certificate programmes for skill development to promote entrepreneurship and business activities in livestock sector.
- Act as a referral institute for diagnosis and treatment of sick animals.
- Act as a platform to disseminate advance technologies to the farmers for enhancing livestock productivity.
- Liaisoning with various premier institute of national and international repute for development of animal husbandry sector in the state and provide consultancy to government and non-government organizations. .
- To pursue research and development in frontier areas like wildlife, climate and weather based programme, nanotechnology, organic animal husbandry, bio-diversity and other areas of emerging importance.

Academic Profile:

Academic Departments:

Total seventeen academic departments have been created by the University as per norms laid by Veterinary Council of India (VCI) under MSVE Regulations, 2016 and are functional along-with procurement of necessary infrastructure and resources in terms of equipments, contingencies etc. The academic departments are enlisted as per **Appendix-A**.

In addition to the premier institute in veterinary education and Research, the college also has one institute providing two year diploma programme in animal husbandry after senior secondary education. This institute was established in the year of 2010 at B2 bye pass campus near milk testing laboratory of RAJUVAS. In the academic year of 2017-18, 40 eligible students were admitted for first year diploma programme.

Staff Position:

Teaching Staff (Faculty):

Teaching and instructions to UG, PG and Ph.D. courses are being extended by qualified faculty. As far as the Teaching staff (Faculty) is concerned there are total 74 posts, (broken up into 17 posts of Professors, 16 posts of Associate Professors and 41 posts of Assistant Professors) are required as per MSVE Regulations, 2016 out of which 15 posts of Professors, 23 posts of Associate Professors, 43 posts of Assistant Professors and 1 post of Instructor are sanctioned for various academic departments. As on March 31st, 2018 posts of 03 Professors, 02 Associate Professors and 22 Assistant Professors are posted to the Institute whereas one Assistant Professor has been posted on deputation basis in the Institute.

Teaching Associates and Retired Officers from Government sector have been engaged against sanctioned but vacant posts in various academic departments.

Non-Teaching Staff:

Out of total 104 Administrative, Technical and Supporting nature of posts 57 are sanctioned as regular posts while 47 posts are sanctioned to be engaged on job basis. Out of sanctioned regular posts 06 posts are filled and on one post an employee is posted on deputation basis. The persons have been engaged on job basis as per need against the sanctioned supporting nature of posts.

The Faculty and Regular Non-Teaching staff is enlisted as per **Appendix-B**.

Student's Profile:

Students of the Institute, coming from various regions of the State, have been pursuing B.V.Sc. & A.H. (undergraduate), M.V.Sc. and Ph.D. (postgraduate) courses and performing

with their best of abilities and aptitude in the field of academics and other curricula. The undergraduate and postgraduate students of the Institute have actively and enthusiastically participated in various co-curricular events viz. educational visits, various indoor as well as outdoor sports events and cultural activities organized throughout the year at different occasions.

In the academic arena the students of I Year and II Year B.V.Sc. & A.H. each have secured 3 positions out of top 5 at the University Level Examinations. The overall strength and academic performance of the students of the Institute is summarized as under:

Student's Strength (2017-18)

Ph.D.				M.V.Sc.			B.V.Sc. & AH.				AHDP		
I Year	II Year	III Year	**Total**	I Year	II Year	**Total**	I Year	II Year	III Year	**Total**	I Year	II Year	**Total**
09	01	04	**14**	16	11	**27**	86	50	55	**191**	41	35	**76**

Student's Academic Performance (2017-18)

Course	Year/ Examination	No. of Students Appeared	No. of Students Passed	No. of Students Secured I Division (Above 60% Marks)	No. of Students Secured University Merit Position
AHDP	I Year	31	31	31	–
	II Year	35	35	35	–
B.V.Sc. & A.H.	I Year	57	50	31	3
	II Year	55	55	35	3
M.V.Sc.	I Year	11	11	11	–
	II Year	12	12	12	–
Ph.D.	I Year	1	1	–	–
	II Year	–	–	–	–
	III Year	4	4	4	–

Research Activities:

The Faculty and the Students of the Institute have remained actively engaged in basic as well as applied research, in order to facilitate the solutions for different health and productivity linked issues of livestock and other related concerns of livestock owners and farmers.

RKVY Project "Capacity Building for Detection of Newer synthetic ingredients, highly pathogenic microbial presence, drug and pesticides residues, Pollutants etc. by establishing high end milk quality testing research laboratory at Jaipur" has run successfully in the Institute between the year 2012-13 and 2016-17 and presently the activities of the project are being taken up by the Institute.

RKVY project "Increased production of green fodder through Hydroponic Technology" has been running where barley fodder is being grown in hydroponic machine.

RKVY project "Epidemiological Mapping of Antimicrobial Resistant and its Underlying Genetic Mechanisms for Improvement in Health of livestock & Poultry Sector" is running smoothly.

Goat Breeding Farm was established under RKVY project at Aangai, Sarmathura, Dholpur for demonstration and dissemination of remunerative Goat Farming System as Multipurpose Goat Development Centre (MGDC). Objectives of this project are conservation and improvement indigenous goats breed for the milk and meat purpose.

Research on various aspects of Veterinary and Animal Sciences is being conducted by Post Graduate students where M.V.Sc. students in 10 departments and Ph.D. students in 4 academic departments of the Institute are involved in research in different streams and with different objectives to suffice the requirements for pursuance of the degree.

Extension Activities:

Mera Gaon Mera Gaurav (MGMG) *Scheme:*

Under this scheme the scientists have to remain in touch with the adopted villages for providing information to farmers on technical and other related aspects in a time frame through personal visit and other means.

List of villages adopted by the scientists of PGIVER, Jaipur

1. Ballupura	2. Mohanpura
3. Vijaipura	4. Mukandpura
5. Raithal	6. Deoliya
7. Teelawas	8. Dahmi Khurd
9. Sanjariya	10. Prithvi Singh Pura
11. Shivdaspura	12. Bhojya Dand
13. Teetriya	14. Chandlai
15. Udaipuria	16. Aleewas

Activities performed by scientist under Mera Gaon Mera Gaurav (MGMG) Scheme

- Teams conducted 13 interface meetings with livestock owners and panchyat representative to identify the problems related to livestock development.
- Vaccination and deworming programme implemented to reduce the incidence of disease in this area under this scheme.
- Awareness programme for reproductive health management and organised the treatment camps to reduce the incidence of reproductive disorder.
- Awareness programme to formulate the season specific balanced ration for maintaining production.
- Demonstration for preservation of green fodder for proper utilization.
- Awareness programme for hygienic milk production.

Smart Village: Village Kanarwas of Bassi Tehsil

- Adopted for smart village by the institute
- Conducted animal husbandry
  - (i) Entrepreneurship development programme for youth.
  - (ii) Improving status of Animal Husbandry practices for farmers.
  - (iii) Multi-utility digital information kiosk.
  - (iv) Social empowerment of villagers.

Faculty of the institute has been actively participating to sensitize and create awareness among villagers about advanced technologies of animal husbandry through different means like interface meetings, mobile/telephone based advisories, literatures support, demonstrations etc. Besides this, animal health camps are also organized in the village for resolving health problems of the animals.

Swachchh Bharat Mission:

Cleanliness campaigns under **Swachchh Bharat Mission** are being regularly organized in the institute. "Swachchhta Pakhwara" was celebrated from 1st -15th September, 2017. Different programmes viz. cleanliness drive in different parts of the Main Building, VCC, LFC and in the neighbouring Kust Ahsram, Inspection of different departments and sections for cleanliness, Awareness programme on cleanliness in the nearby villages etc. and Essay and Elocution Competitions for students were organized during this period. On the occasion of Birth Anniversary of Mahatma Gandhi, "Swachchhta Pledge" programme was organized on 2nd October, 2017 in which Prof. (Dr.) Vishnu Sharma, Dean, PGIVER, Jaipur appealed all teaching and non-teaching staffs and students to maintain cleanliness around them.

Participation in Livestock development Activities:

- Prof. (Dr.) Vishnu Sharma, Dean, PGIVER, Jaipur, Prof. (Dr.) Sanjita Sharma, HOD, Department of Livestock Production Management, Dr. D.S. Meena, Associate Professor & Head, Department of Veterinary Medicine, Dr. Vikas Galav Assistant Professor, Department of Veterinary Pathology and Dr. Anurag Pandey Assistant Professor and In-charge, Department of Livestock Products

Technology served as Resource Person in the Jajam-Choupal at Global Rajasthan Agritech Meet - 2017 held at Kota (Raj.) from 24th-26th May, 2017.

- An Interactive Session with Dr. Bharti Jain on "Contribution and scope for a veterinarian in field of IPR" was organized in the institute on 6th June, 2017.
- 20 students of the institute along with two faculty members participated in "Dishayen" programme of Doordarshan Kendra, Jaipur on 25th July, 2017.
- An exhibition of the institute was displayed in Bhim Business Expo at Youth Hostel Ground, Ambedker Circle, Jaipur from 23rd–25th December, 2017.
- 55 students from Veterinary College, Aizawl, Mizoram on Educational Tour visited the institute on 12th February, 2018.
- Post Graduate students of Life Science (Zoology) of IIS University, Jaipur visited the institute on 19th February, 2018.
- Final year students from Veterinary College, S.K. Nagar, Dantiwada on Educational Tour visited the institute on 18th March, 2018.

Trainings Organized:

- Three days training for Paravet staffs of Shashtra Seema Bal (SSB), Dera (Alwar) was organized from 21st-23rd June, 2017. They were given training on various aspects of animal science practices like restraining, vaccination, feeding, management, first aid and bandaging techniques, examination of animals, breeding techniques etc., with special focus on equines and canines, through lectures and practical demonstrations.
- Under RKVY Project *"Capacity Building for Detection of Newer synthetic ingredients, highly pathogenic microbial presence, drug and pesticides residues, Pollutants etc. by establishing high end milk quality testing research laboratory at Jaipur"* six Refresher Trainings of two days duration for dairy secretaries and technicians and five one day trainings for farmers were organized. Total 284 persons were given training for development of animal husbandry sector in the state. Prof. (Dr.) Sanjita Sharma, HOD, Department of Livestock Production Management and PI of the project co-ordinated these training programmes.
- A seven days training programme on "Best Practices in Semen Production & Quality Evaluation" for officers and staff members of Frozen Semen Bank, Bassi was organised from 16th – 23rd December, 2017. Dr. Vikas Galav, Assistant Professor, Department of Veterinary Pathology co-ordinated this training programme.
- A training programme on "Best Practices in Semen Production & Quality Evaluation" for officers and staff members of Germ Plasm Station, Narwa, Jodhpur was organised from 20th - 25th February, 2018. Dr. Vikas Galav, Assistant Professor, Department of Veterinary Pathology co-ordinated this training programme.
- Two batches of 36 and 25 livestock farmers under RSLMTI training programme visited different units of LFC where various farm practices were demonstrated. Lectures regarding better livestock production through proper reproductive management were delivered at RSLMTI as well as LFC, PGIVER.

Treatment camps organized:

- A free Rabies Vaccination-cum-Treatment Camp was organized on the occasion of "World Veterinary Day" on 29th April, 2017. About 50 dogs were vaccinated against rabies and the dog owners were enlightened about the zoonotic diseases by the doctors of the VCC.
- Two day free treatment camp for injured birds was organized from 13th to 14th January, 2018. Dr. D.S. Meena, Associate Professor & Head, Department of Veterinary Medicine co-ordinated this camp.

Livestock Farm Complex:

Farm Activities:

- Complete feed mash, blocks, pellets and Urea Molasses Mineral Blocks have been prepared in the feed processing unit for feeding to farm animals.
- Barley fodder has been grown in Hydroponic machine and fed to institute's livestock.
- An inspection of the Animal House of PGIVER, Jaipur has been conducted on 20th May, 2017 by the team comprising nominees of CPCSEA, MoEF and GoI.

- Livestock has been procured and instructional farm of Tharparkar, Gir, Kankrej and Rathi cows and Murrah buffaloes has been established for UG and PG students.
- Poultry farming has also been started at LFC with a considerable stock of layer and broiler birds as per MSVE 2016.
- Routine farm practices viz. de-worming and vaccination of livestock and poultry at LFC have been conducted wherever sick animals were served with the appropriate treatment.
- Demonstration sessions on different livestock units at LFC have been conducted for the various batches, of trainee farmers and animal owners, from the Rajasthan State Livestock Management and Training Institute Jaipur, Department of Animal Husbandry, Govt. of Rajasthan.
- Cow and buffalo milk produced at LFC is being sold at daily basis.

Veterinary Clinical Complex:

Clinical OPD:

The faculty of the Institute at outdoor clinics of Veterinary Clinical Complex (VCC) have been involved in providing treatment to sick animals and extending consultation to the livestock breeders/ animal owners throughout the year.

Total No. of cases examined and treated at OPD during 2017-18

Species	Large Animals				Small animals				Birds	Others	Total
	Cattle	Buffalo	Horse	Camel	Dog	Cat	Sheep	Goat			
Number of Cases	338	124	41	07	2973	70	28	1212	86	113	**4992**

Veterinary Clinical Diagnostic Laboratory:

Veterinary Clinical Diagnostic Laboratory has remained functional to cover various diagnostic and analytical aspects related to blood, urine, milk and feed from the clinical and other samples. A total of 93 samples were analyzed for antibiotic sensitivity (ABST) whereas 12 and 6 samples of feed were analysed for Nutritional Parameters and Proximate Principles respectively.

Dignitaries' Visits:

- Prof. (Dr.) B.R. Chhipa, Hon'ble Vice-Chancellor, RAJUVAS visited the institute on 3rd, 20th and 28th July, 2017. Prof. (Dr.) Vishnu Sharma, Dean, PGIVER, Jaipur welcomed and detailed him about the various activities and achievements of the institute. Hon'ble Vice-Chancellor visited different departments and units of the institute and get acquainted with the available facilities. He also interacted with the faculty members and students.
- Shri Prabhu Lal Saini, Hon'ble Minister, Agriculture and Animal Husbandry and Shri Ajitabh Sharma, Secretary, Department of Animal Husbandry visited the institute on 13th July, 2017. Hon'ble Minister visited different departments of the institute and get acquainted with the available facilities. He interacted with the faculty members and the students and assured all help from the government for the overall development of the institute. Prof. (Dr.) Vishnu Sharma, Dean, PGIVER, Jaipur detailed him about the various activities and achievements of the institute.
- Dr. C.K. Singh, representative of Veterinary Council of India (VCI), New Delhi inspected the institute on 31.08.2017. He visited different departments and units of the institute and assessed various facilities available with them.

Awards/Appreciations/ Recognitions:

- Advanced Milk Testing Laboratory of the institute was felicitated for Best Off Campus Unit of University (Project) on the occasion of Independence Day at RAJUVAS, Bikaner.
- Dean, PGIVER was facilitated for excellent performance on the occasion of Independence Day at RAJUVAS, Bikaner.

- Students of the institute won one gold (Manoj Kumar), two silver (Dashrath Khemeda & Brajendra Kumar Jat) and two bronze medals (Manoj Kumar & Mayank Sharma) in 23rd National Kick Boxing Championship organized by Indian Association of Kick Boxing Organizations from 22nd-25th September, 2017 at Sunam (District Sangrur) of Punjab.
- Dr. G.S. Gottam, Assistant Professor & In-charge, Department of Veterinary Physiology & Biochemistry, Dr. Vikas Galav, Assistant Professor, Department of Veterinary Pathology and Dr. Ashok Baindha, Assistant Professor, Department of Veterinary & Animal Husbandry Extension Education were felicitated on the occasion of "Republic Day Celebration" on 26th January, 2018 at RAJUVAS, Bikaner.

Contribution as Resource Person:

- Dr. Sandeep Kumar Sharma, Assistant Professor & In-charge, Department of Veterinary Microbiology and Biotechnology presented an invited lecture on "Antimicrobial Resistance: from Awareness to Action" on the occasion of World Veterinary Day (28th April, 2017) at Directorate of Animal Husbandry, Jaipur, Rajasthan.
- Prof. (Dr.) Vishnu Sharma, Dean, PGIVER, Jaipur and Dr. D.S. Meena, Associate Professor & Head, Department of Veterinary Medicine attended meetings of Extension Council, Research Council and Academic Council at RAJUVAS on 18th & 19th June, 2017 and second convocation of RAJUVAS on 20th June, 2017.
- Dr. Prakash Chandra Sharma, Assistant Professor, Department of Animal Genetics and Breeding attended 15th Annual Review Meeting of Network Project on Buffalo Improvement on 21st – 22nd July, 2017 at ICAR Research Complex, Patna.
- Prof. (Dr.) Vishnu Sharma, Dean, PGIVER, Jaipur and Dr. D.S. Meena, Associate Professor & Head, Department of Veterinary Medicine attended meeting at VCI, New Delhi on 25th July, 2017.
- Dr. Vikas Galav, Assistant Professor, Department of Veterinary Pathology delivered two lead papers in one day symposium on "Regulation and Management of Laboratory Animal Research" on 2nd September, 2017 at IIS University, Jaipur.
- Dr. Y.P. Singh, Assistant Professor & In-charge, Department of Veterinary Anatomy delivered lectures on topic 'Caesarean Section in small animal (Surgical Procedure) in 3 Day Small Animal Training Programme conducted by RSLMTI, Jaipur for Veterinary Officers and Senior Veterinary Officers of Department of Animal Husbandry, Government of Rajasthan on 13th & 16th September, 2017.
- Dr. Sandeep Kumar Sharma, Assistant Professor & In-charge, Department of Veterinary Microbiology and Biotechnology presented an invited lecture to the Veterinarians on "Antimicrobials- judicious use versus resistance" on 25th October, 2017 at RSLMTI, Jaipur.
- Dr. Y.P. Singh, Assistant Professor & In-charge, Department of Veterinary Anatomy delivered lectures to Camel Breeders/Pastoralist on 11.10.2017 in the 3 days training programme on the topic "Surgical Affections & Treatment of the Camel" held at RSLMTI, Jaipur.
- Dr. Vikas Galav, Assistant Professor, Department of Veterinary Pathology attended the Institutional Animal Ethics and Research Ethics Review Meeting at BITS, Pilani as the Main nominee of CPCSEA, MoEF, Govt. of India on 28th October, 2017.
- Dr. Barkha Gupta, Assistant Professor, Department of Veterinary Physiology & Biochemistry directed and edited one short film "Ek Awaaj Parivartan Ki" for UGC.
- Dr. Vikas Galav, Assistant Professor, Department of Veterinary Pathology delivered a lecture entitled "Insight into the Animal Experimental Proposals" in 21 days Refresher course training programme on Environmental Conservation at Rajasthan University, Jaipur.
- Dr. Y.P. Singh, Assistant Professor & In-charge, Department of Veterinary Anatomy delivered lecture to Camel Breeders on surgical affections in camels at RSLMTI, Jaipur on 06.12.2017.
- Dr. Sandeep Kumar Sharma, Assistant Professor & In-charge, Department of Veterinary Microbiology & Biotechnology delivered a lecture on the topic of "Diagnostic Approach and Overview of Culture Sensitivity Test to Combat Antimicrobial Resistance" at RSLMTI, Jaipur on 13th January, 2018.

- Dr. Y.P. Singh, Assistant Professor & In-charge, Department of Veterinary Anatomy delivered lecture at RSLMTI on the topic "Caesarian Section in Cattles & Buffaloes" to Veterinary Officers & Sr. Veterinary Officers of the Department of Animal Husbandry on 16.01.2018.
- Dr. M.C. Parashar, Assistant Professor, Department of Veterinary Surgery & Radiology delivered lecture at RSLMTI, Jaipur on the topic "Common Surgical Affections and their Management in Large Ruminants" to Veterinary Officers & Sr. Veterinary Officers of the Department of Animal Husbandry on 18.01.2018.
- Dr. Subhash Chand, Assistant Professor, Department of Veterinary & A.H. Extension Education conducted inspection of animal house facilities for sheep at B.P. Lab, Jaipur as CPCSEA nominee on 24th January, 2018.
- Dr. M.C. Parashar, Assistant Professor, Department of Veterinary Surgery & Radiology delivered lecture at RSLMTI, Jaipur on the topic "Common Surgical Affections in Small Animals" to Veterinary Officers & Sr. Veterinary Officer of the Department of Animal Husbandry on 17.02.2018.

Seminars, Symposia, Workshops, Trainings etc. attended by faculty:

Faculty of the Institute have participated at various Seminars, Symposia, Workshops, Trainings etc. organized throughout the country in order to attain academic as well as research associated knowledge and information. The faculty attended such events are appended hereby as **Appendix- C**.

Co-curricular Activities:

• World Veterinary Day:

Institute celebrated "World Veterinary Day" on 29th April, 2017. Prof. (Dr.) Sanjita Sharma presented a lecture on the theme of World Veterinary Day *"Antimicrobial Resistance: From Awareness to Action"*. Different cultural programmes like songs, group dance, skit etc. were presented by the students. Winners of different competitions (Elocution, Poster & Quiz) organized on this occasion and other competitions organized in the institute during the whole year were felicitated on this occasion.

• World Environment Day:

Institute celebrated "World Environment Day" on 5th June, 2017. Plantation Drive was organised by students and faculty under the leadership of Dean, PGIVER on this occasion.

• International Yoga Day:

International Yoga Day was celebrated in the institute on 21st June, 2017. All teaching and non-teaching staffs and students of the institute practiced different Yoga and Pranayam under the guidance of Yoga Teacher Shri R.S. Batar. Dr. D.S. Meena delivered a seminar on "History and benefits of yoga". Yoga competition, screening of films on yoga and poster exhibition were also organized on this occasion.

• World Zoonosis Day:

Institute celebrated "World Zoonosis Day" on 6th July, 2017. On this occasion technical seminar and awareness programme for livestock owners were organized.

• Plantation Programme:

Mass Plantation Programmes were organised on 9th & 15th August, 2017 in the institute in which more than 1500 plants were planted. All faculty members, staffs and students participated in these programmes.

• Independence Day Celebration:

Institute celebrated "71st Independence Day" on 15th August, 2017. Prof. (Dr.) Vishnu Sharma, Dean, PGIVER, Jaipur hoisted the national flag and addressed the August gathering. Patriotic songs were presented by the students. Winners of International Yoga Day competitions were felicitated on this occasion.

• Live webcast of the Hon'ble Prime Minister's address:

Faculty members and students actively participated in the live webcast of the Hon'ble Prime Minister's address to the nation on the theme *"Young India, New India- A Resurgent Nation: from Sankalp to Sidhhi"* on 11th September, 2017.

• Meeting of Anti-ragging Committee:

Meeting of Anti-ragging Committee of PGIVER, Jaipur was organised on 26th September, 2017. Prof. (Dr.) Vishnu Sharma, Dean, PGIVER,

Jaipur and Chairman of the Committee, Dr. Y.P. Singh, ADSW, faculty members along with Representatives of NGOs, Police Administrations, Press & Media and students of the institute participated in this meeting and discussed various steps to control ragging in the campus like constitution of anti-ragging squads, student counselling etc.

• Orientation programme of B.V.Sc. & A.H. students:

Orientation programme of newly admitted B.V.Sc. & A.H. students of Session 2017-18 was organized on 3rd October, 2017 to acquaint them about the infrastructural and functional activities and achievements of the institute. They were also informed about the course curriculum, attendance, time table etc. and other different activities of the institute.

• United Nations Day:

Institute celebrated "United Nations Day" on 24th October, 2017. The programme was presided over by Prof. (Dr.) Vishnu Sharma, Dean, PGIVER, Jaipur. Dr. Monika Karnani, Literary Co-ordinator gave a presentation on the extablishment, objectives and activities of United Nations. A large number of teaching and non-teaching staffs and students participated in this programme.

• Workshop on ragging:

A workshop for the students of 2nd year B.V.Sc. & A.H. was organized on 26th October, 2017 to prevent ragging in the campus.

• National Unity Day:

On the occasion of 142nd Birth Anniversary of Sardar Vallabh Bhai Patel, institute celebrated "National Unity Day" on 31st October, 2017. Run for Unity was organised in which a large number of teaching and non-teaching staffs and students participated. Different competitions like Elocution, Song Writing, T-Shirt Painting, Solo Song, Historic Essay Writing etc. based on the life of Sardar Vallabh Bhai Patel were organized for the students.

• World Antibiotic Awareness Week:

Institute celebrated "World Antibiotic Awareness Week" from 13th – 19th November, 2017. A hand on training on "molecular characterization and real time expression of antimicrobial genes" was organized under this. Essay and poster competitions and seminars were also organized for students during the celebration. Dr. Sandeep Kumar Sharma was the Nodal Officer for the celebration of the week.

• Blood Group Testing Camp:

A Blood Group Testing Camp was organized for students and staff members at PGIVER, Jaipur on 22nd November, 2017.

• Interaction programme:

An interaction programme with Dr. Amit Kumar Sharma and Dr. Sangeeta Bafna, RAJUVAS Alumni working in U.S.A. was organized on "Opportunities & Scopes for Veterinarians in U.S.A. and Abroad" for students and faculty on 27th November, 2017.

• Agricultural Education Day:

Institute celebrated "Agricultural Education Day" on 3rd December, 2017. Different competitions like Debate, Face Painting, Quiz etc. were organized for the students. Prof. (Dr.) Sanjita Sharma gave a power point presentation on "Role of Veterinarians in food security and safety" on this occasion.

• Sports & Cultural Week:

"Sports & Cultural Week" of the institute was organized from 12th - 18th December, 2017. Various competitions in Tug of war, Volleyball, Table Tennis, Chess, Carrom, Kabbadi, Badminton, Kho-Kho, Athletics (Disc Throw, Javelin Throw, Shot Put Throw, Race, Long Jump etc.) were organized. Various competitions in Music, Dance, Skit, Mime, Painting, Collage, Clay Modeling, Literary events etc. were also organized for the students. Dr. Nirmal Kumar Jeph, In-charge, Sports and Games and Dr. Monika Karnani, Cultural Co-ordinator Co-ordinated these events.

• Fresher's Day:

"Fresher's Day" was organized in the institute on 19th December, 2017 to welcome the newly admitted students in the B.V.Sc. & A.H. Course.

• Welcome of Hon'ble Vice Chancellor:

Welcome Ceremony of Prof. (Dr.) B.R. Chhipa, Hon'ble Vice Chancellor, RAJUVAS was organized on 27th December, 2017 on the extension of his service tenure.

• Republic Day Celebration:

On 26th January 2018, Institute celebrated 69th Republic Day in which Prof. (Dr.) Vishnu Sharma, Dean, PGIVER, Jaipur hoisted the National flag and addressed the August gathering. Different cultural programmes like patriotic songs, group dance, poetry etc. were presented by the students. Winners of 23rd National Kick Boxing Championship and 7th Indian Open National Kick Boxing Championship were felicitated on this occasion. All teaching and non-teaching staffs and students participated in this programme.

• Orientation programme of M.V. Sc. students:

Orientation programme of newly admitted M.V.Sc. students of Session 2017-18 was organized on 20th January, 2018 at PGIVER, Jaipur. The programme was presided over by Prof. (Dr.) Vishnu Sharma, Dean, PGIVER, Jaipur. ADSW, Academic Co-ordinator, In-charge, Games & Sports and other faculty members were present on this occasion.

• Live webcast of the Hon'ble prime minister's address:

Faculty members and students of the institute actively participated in the live webcast of the Hon'ble prime minister's address to 681 KVKs on occasion of Krishi Unnati Mela-2018 and Biennial National Conference of KVKs on 17th March, 2018.

Publications:

(I) Research : Articles Published

- Antiangiogenic activity of zinc and zinc-sorafenib combination using the chick chorioallantoic membrane assay: a descriptive study.
- First report on morphological characters of *Hyalomma dromedarii* from camel in Bikaner region of Rajasthan.
- Effect of dietary supplementation of omega-3 PUFA rich fish oil on reproductive performance of goat (*Capra hircus*).
- Effect of n-3 polyunsaturated fatty acid rich fish oil supplementation on serum biochemical profile in goat.
- Effect of feeding gram straw based complete rations in diverse physical forms on the rate of passage of digesta and retention time in the rumen of goats.
- Coagulase gene polymorphism, entero-toxigenecity, biofilm production and antibiotic resistance in *Staphylococcus aureus* isolated from bovine raw milk in North West India.
- Dairy animal welfare in calf rearing practices and the constraints experienced by the farmers in following the practices.
- Structure and functioning of livestock based women self help groups in Ranchi district of Jharkhand.
- Constraints perceived by livestock farmers in use of ICTs in Jaipur district of Rajasthan, India.
- Constraints faced by women dairy co-operative society members in Jaipur, Rajasthan, India.
- Prevalence and risk factor analysis of GI parasites in relation to environmental conditions in different agro-climatic zones of Rajasthan (INDIA).
- A comparative study of immunity against ticks in cattle vaccinated with recombinant BM95 and local *Boophilus microplus* whole extract antigen.
- Development and cost economics of chicken powder incorporated shelf stable fried snack prepared from spent hen meat with rosemary and betel leaves extract.
- Attitude of livestock farmers towards the ICT based livestock extension services in Jaipur district of Rajasthan, India.
- Perceived constraints of farmers in indigenous cattle dairy farming in Rajasthan, India.

(II) Popular Articles:

- Singh, V., Rewani, S.K., Wani, S.A. and Saini, G.R. (2017). Care and Management of Livestock during Flood. ***Indian Farmer***, 4 (8): 638-640.
- Singh, N., Mishra, G. and Yadav, S.K. (2017). Lighting: An important aspect of poultry management. *Poultry World Magazine* in September issue.
- Singodia, M., Rewani, S.K., Wani, S.A., Rajoria, S. and Singh, V. (2017). Ingestion of Plastic Bags in Cows: Harmful Effects. ***Pashudhan***, 46 (12): 1.
- Singodia, M., Rewani, S.K., Baindha, A. Chand, S. and Rajoria, S. (2018). Role and Superdosing of Phytase in Poultry Diets. ***Poultry World*** (January issue).
- Singodia, M., Rewani, S.K., Baindha, A. Chand, S. and Saini, G.R. (2018). Availability and Utilization of ICT Facilities for Poultry Industry. *Poultry Technology*, 12 (9): 160.

Financial out-lay:

Total College Budget (2017-18)

(Rs. in lac)

S. No.	Source	Amount (Rs. in lac)	Expenditure
1.	State Plan	919.04	766.85
2.	ICAR	NIL	NIL
3.	RKVY – HRD	324.25	324.25
	Total	**1243.29**	**1091.10**

Budget allocation under the following sub-heads (Year 2017-18)

(Rs. in lac)

S. No.	Sub- Head	Amount (Rs. in lakhs)	Expenditure
1	Pay & Allowances	620.49	468.45
2	T.A.	3.95	3.94
3	Medical	0.50	0.43
4	Liveries	0.10	0.05
5	Recurring	204.00	203.99
6	Non-Recurring	90.00	89.99
7	Civil works	0	0
	Total	**919.04**	**766.85**

Budget HRD CSA- RKVY - 1(10): (2017-18)

(Total Project Cost: Rs. 3500.00 Lac)

(Rs. in lac)

S. No.	Year	Sanctioned Budget	Expenditure				
			Civil Works	Others	Equipments	Livestock and Poultry	Total
1.	2012-13	50.00	41.65	8.35	–	–	**50.00**
2.	2013-14	200.00	200.00	–	–	–	**200.00**
3.	2014-15	900.00	900.00	–	–	–	**900.00**
4.	2015-16	1000.00	750.00	79.85	165.33	–	**995.18**
5.	2016-17	821.11	600.00	14.52	167.67	38.90	**821.09**
6.	2017-18	324.25	100.00	–	224.25	–	**324.25**
	Total	**3295.36**	**2591.65**	**102.72**	**333.00**	**38.90**	**3290.52**

Photographic Glimpses

Free Rabies Vaccination-cum-Treatment Camp

Interaction Session with Dr. Bharti Jain

Training of SSB staffs

World Veterinary Day Celebration

Celebration of World Environment Day

Celebration of International Yoga Day

MGMG Team Visits

Mass Plantation Programme

Visit of Representative of VCI

Live webcast of Prime Minister's Address

Anti-ragging Committee Meeting

Visit of Hon'ble VC, RAJUVAS

Visit of Hon'ble Minister, Agriculture and Animal Husbandry

Celebration of World Zoonosis Day

Independence Day Celebration

Celebration of Swachchhta Pakhwara

Winners of National Kick Boxing Championship

MQTS Training

Students' Participation in Dishayen Programme of Doordarshan

Visit of students from Veterinary College, Dantiwada

Swachchhta Oath

Orientation programme of B.V.Sc. & A.H. students

Celebration of UNO Day

Celebration of National Unity Day

World Antibiotic Awareness Week Celebration

Blood Group Test Camp

Interactive session with Dr. Amit & Dr. Sangeeta

Celebration of Agriculture Education Day

Training of camel farmers

Sports Week

Cultural Week

Training of staffs of FSB, Bassi

Fresher's Day

Exhibition at Bhim Expo

Welcome ceremony of Hon'ble VC

Orientation programme of M.V.Sc. students

Republic Day celebration

Visit of students from Veterinary College, Aizawl, Mizoram

Appendix- A

Academic Departments Created at PGIVER, Jaipur

Sl. No.	Academic Department
1	Department of Animal Nutrition
2	Department of Livestock Production Management
3	Department of Veterinary Microbiology and Biotechnology
4	Department of Veterinary Pathology
5	Department of Veterinary Physiology & Biochemistry
6	Department of Veterinary Medicine
7	Department of Veterinary and Animal Husbandry Extension Education
8	Department of Animal Genetics and Breeding
9	Department of Veterinary Parasitology
10	Department of Livestock Products Technology
11	Department of Veterinary Anatomy and Histology
12	Department of Veterinary Surgery and Radiology
13	Department of Veterinary Public Health
14	Department of Veterinary Pharmacology and Toxicology
15	Department of Veterinary Gynecology and Obstetrics
16	Instructional livestock farm complex
17	Teaching veterinary clinical complex

Appendix- B

Staff Position at PGIVER, Jaipur

Faculty

S. No.	Name	Designation
1.	Prof. (Dr.) Vishnu Sharma	Professor & Dean
2.	Dr. (Mrs.) Sanjita Sharma	Professor
3.	Dr. (Mrs.) Sheela Choudhary	Professor
4.	Dr. D.S. Meena	Associate Professor
5.	Dr. Rohitash Dadhich	Associate Professor
6.	Dr. G.S. Gottam	Assistant Professor
7.	Dr. Monika Karnani	Assistant Professor
8.	Dr. Sandeep Kumar Sharma	Assistant Professor
9.	Dr. Navav Singh	Assistant Professor
10.	Dr. Sanjay Kumar Rewani	Assistant Professor
11.	Dr. Samita Saini	Assistant Professor
12.	Dr. Vikas Galav	Assistant Professor
13.	Dr. Madan Mohan Mali	Assistant Professor
14.	Dr. Sarjna Meena	Assistant Professor
15.	Dr. Jitendra Bargujar	Assistant Professor
16.	Dr. Bhavana Rathore	Assistant Professor
17.	Dr. Y.P. Singh	Assistant Professor
18.	Dr. Anurag Pandey	Assistant Professor
19.	Dr. Manish Agrawal	Assistant Professor
20.	Dr. Prakash Chand Sharma	Assistant Professor
21.	Dr. Barkha Gupta	Assistant Professor
22.	Dr. Sumit Prakash Yadav	Assistant Professor
23.	Dr. Ashok Baindha	Assistant Professor
24.	Dr. Manju	Assistant Professor
25.	Dr. Nirmal Kumar Jeph	Assistant Professor
26.	Dr. Rashmi Singh	Assistant Professor
27.	Dr. Subhash Chand	Assistant Professor
28.	Dr. Sumit Prakash Yadav	Assistant Professor
29.	Dr. Mukesh Chand Parashar (On deputation)	Assistant Professor

Non-teaching Staff

S. No.	Name	Designation
1.	Sh. K.M. Bairwa	S.O.
2.	Sh. L.L. Gurjar	Tech. Asstt.
3.	Sh. Kayam Singh	Welder
4.	Sh. Kailash Chand Meena (On deputation)	Driver
5.	Sh. Hari	Class IVth
6.	Sh. Bheem Singh	Class IVth
7.	Sh. Suresh Yadav	Class IVth

Appendix- C

Seminars, Symposia, Workshops, Trainings etc. Attended By Faculty

S. No.	Title	Institution and Place where Organized	Date(s) when Organized	Name of faculty Participated
1.	National Workshop on "Vet-Medico CME on Influenza Preparedness & Control"	Amity University, Jaipur	06.04.2017-07.04.2017	• Prof. (Dr.) Vishnu Sharma, Dean and Professor, Department of Animal Nutrition • Dr. Samita Saini, Assistant Professor, Department of Animal Genetics and Breeding • Dr. Bhavana Rathore, Assistant Professor, Department of Veterinary Parasitology • Dr. Monika Karnani, Assistant Professors, Department of Animal Nutrition • Poster presentation by Dr. Bhavna Rathore.
2.	Workshop by Indian Veterinary Extension Forum on *"Mentoring Young Extension Professionals for Conduct of Scientific Research"*	College of Veterinary Science & Animal Husbandry, DUVASU, Mathura - 281001 (Uttar Pradesh).	12.04.2017-13.04.2017	• Dr. S.K. Rewani, Assistant Professor, Department of Veterinary and Animal Husbandry Extension Education.
3.	Workshop on "Biodiversity and Sustainable Tourism in Rajasthan" on International Day for Biological Diversity	Rajasthan State Biodiversity Board, Jaipur	22.05.2017	• Prof. (Dr.) Vishnu Sharma, Dean and Professor Department of Animal Nutrition Presented a lecture on "Livestock Biodiversity in Rajasthan: An overview" • Prof. (Dr.) Sanjita Sharma Assistant Professor, Department of Animal Genetics and Breeding • Dr. Samita Saini Assistant Professor, Department of Animal Genetics and Breeding.
4.	15th Annual Review Meeting of Network Project on Buffalo Improvement	ICAR Research Complex Patna	21.07.2017-22.07.2017	• Dr. Prakash Chandra Sharma, Assistant Professor, Department of Animal Genetics and Breeding.
5.	CAFT training programme on "Advanced imaging and interventional protocols in disease diagnosis and management in farm and pet animal practice"	Madras Veterinary College, TANUVAS, Chennai (Tamil Nadu)	04.07.2017-24.07.2017	• Dr. Rashmi Singh, Assistant Professor, Department of Medicine.

S. No.	Title	Institution and Place where Organized	Date(s) when Organized	Name of faculty Participated
6.	Summer school training programme on "Selection for Stress and Welfare: Concepts and Strategies for Addressing Current Challenges in Poultry Production"	ICAR-CARI, Izatnagar, Bareilly	06.09.2017-26.09.2017	• Dr. Vikas Galav, Assistant Professor, Department of Veterinary Pathology • Dr. Monika Karnani, Assistant Professor, Department of Animal Nutrition
7.	Winter school training programme on "New Edge Technologies in Livestock Products Processing, Preservation and Quality Control"	GADVASU, Ludhiana	05.09.2017-25.09.2017	• Dr. Anurag Pandey, Assistant Professor & In-charge, Department of Livestock Products Technology
8.	Symposium on "Regulation and Management of Laboratory Animal Research"	IIS University, Jaipur.	02.09.2017	• Dr. Vikas Galav, Assistant Professor, Department of Veterinary Pathology delivered two lead papers
9.	Winter school training programme on "Recent Approaches in Animal Disease Diagnostics and Vaccinology" organized by from	School of Animal Biotechnology, GADVASU, Ludhiana	26.09.2017-16.10.2017	• Dr. D.S. Meena, Associate Professor and Head, Department of Veterinary Medicine
10.	'Workshop on commercial and backyard goat farming with scientific approach' at on.	Amity University, Jaipur	13.10.2017-14.10.2017	• Dr. Samita Saini, Assistant Professor, Department of Animal Genetics and Breeding • Dr. Rashmi Singh, Assistant Professor, Department of Veterinary Medicine • Dr. Bhavana Rathore, Assistant Professor, Department of Veterinary Parasitology • Dr. Ajit Singh Mahla, Teaching Associate, LFC • Dr. Ajit Singh Mahla got Best Poster Award.
11.	XVI Convention cum Scientific Convention of NAVS on "Advancement in Veterinary Science: Impact on Enhancing Farmer's Income"	SVVU, Tirupati and National Academy of Veterinary Science, India.	Nov. 2017	• Prof. (Dr.) Vishnu Sharma, Dean & Head, Department of Animal Nutrition • Prof. (Dr.) Sanjita Sharma, Head, Department of Livestock Production Management Prof. Sanjita Sharma presented a lead paper in the convention
12.	Continuing Education Programme on Companion Animal Practice Federation of Small Animal Practitioners Association of India (FSAPAI)	Bengaluru, Karnataka	10.11.2017-12.11.2017	• Prof. (Dr.) Sheela Choudhary, Department of Animal Nutrition

S. No.	Title	Institution and Place where Organized	Date(s) when Organized	Name of faculty Participated
13.	Asian Veterinary Pathology Congress-2017 and International Conference on "Emerging Horizons in Diagnosis of Animal and Poultry Diseases- towards Sustainable Production in Asian Countries"	Veterinary College, Hebbal, Bengaluru	09.11.2017-11.11.2017	• Dr. Rohitash Dadhich, Dr. Vikas Galav and Dr. Manish Agrawal, Department of Veterinary Pathology
14.	Refresher course training programme on "Recent Approaches in Clinico-Pathological Diagnoses of Animal Diseases"	GADVASU, Ludhiana	17.11.2017-07.12.2017	• Dr. Rohitash Dadhich, Associate Professor & Head, Department of Veterinary Pathology
15.	CAFT training programme on "An update on vectors and vector-borne diseases"	Hebbal Veterinary College, Bengaluru	14.11.2017-04.12.2017	• Dr. Bhavana Rathore, Assistant Professor, Department of Veterinary Parasitology
16.	Training programme on "Antimicrobial Resistance in Fish and Aquatic Environment and its Impact on Human Health"	ICAR- CIFT, Kochin	01.12.2017-21.12.2017	• Dr. Sandeep Kumar Sharma, Assistant Professor, Department of Veterinary Microbiology & Biotechnology
17.	CAFT Training programme on "Advance Validation of Functional Food"	ICAR- NDRI, Karnal	01.12.2017-21.12.2017	• Dr. Navav Singh, Assistant Professor, Department of Livestock Production Management
18.	41st Annual Congress of ISVS and National symposium on "New Horizons in Cancer Research pertaining to Health, Production & Reproduction in Equines"	College of Veterinary Science, Tirupati (A.P.)	14.12.2017 to 16.12.2017	• Dr. Y.P. Singh, Assistant Professor, Department of Veterinary Anatomy
19.	17th Annual ISVPT conference	Hisar	20.12.2017-22.12.2017	• Dr. Robin, Teaching Associate, Department of Veterinary Pharmacology and Toxicology
20.	CAFT course training programme on "Innovations in Agricultural Extension for Enhanced Technology Application and Stakeholders' Empowerment in Context to Changing Agrarian Needs"	ICAR- IARI, New Delhi	05.01.2018-25.01.2018	• Dr. Sanjay Kumar Rewani, Assistant Professor, Department of Veterinary & A.H. Extension Education
21.	CAFT course training programme on "Updates on Clinical Diagnostic Techniques in Veterinary Practice"	Department of Veterinary Clinical Medicine, Ethics and Jurisprudence, Madras Veterinary College, Chennai	01.02.2018-21.02.2018	• Dr. Y.P. Singh, Assistant Professor, Department of Veterinary Anatomy • Dr. J. Bargujar, Assistant Professor, Department of Veterinary Medicine

S. No.	Title	Institution and Place where Organized	Date(s) when Organized	Name of faculty Participated
22.	Indian VETopia	Gurgaon NCR, Delhi	09.02.2018-11.02.2018	• Prof. (Dr.) Sheela Choudhary, Department of Animal Nutrition
23.	National Symposium on "Sustainable Management of Livestock and Poultry Diversity for enhancing the Farmer's Income" organized by Rajasthan University Of Veterinary & Animal Sciences, Bikaner and Society for Conservation of Domestic Animal Diversity (SOCDAB), NBAGR, Karnal	College of Veterinary & Animal Science, RAJUVAS, Bikaner (Rajasthan)	08.02.2018-10.02.2018	• Dr. Prakash Chandra Sharma, Assistant Professor, Department of Animal Genetics and Breeding • Dr. Monika Karnani, Assistant Professor, Department of Animal Nutrition
24.	XXVII National Congress of Veterinary Parasitology and National Symposium on "Technologies for Sustainable Parasite Control and Redressal of Detection Methods Directed for Upliftment of Rural Economy" from	College of Veterinary & Animal Science, Navania, Udaipur	12.02.2018-14.02.2018	• Dr. M.C. Parashar, Assistant Professor, Department of Veterinary Surgery & Radiology • Dr. Manish Agrawal, Assistant Professor, Department of Veterinary Pathology • Dr. Sarjna Meena, Assistant Professor, Department of Veterinary Pathology

4.4 Institute offering Two years Diploma in Animal Husbandry:

There are 73 Institutes spread over different districts of the state which impart instructions for two years Animal Husbandry Diploma. Addresses of these institutes and Veterinary Colleges imparting education for two years diploma programme under affiliation to this University are given below.

1.	College of Veterinary & Animal Science Bijay Bhawan Place, Near Deen Dayal Upadhyay Circle, Bikaner
2.	Chaudhry Charan Singh College of Animal Husbandry, 1 N 3, M. I A Alwar
3.	Deen Bandhu Sikshan Sansthan By Pass Road, Kherli Ganj, Alwar
4.	Sati Jabde Veterinary Compounder Training Institute Behror Road Village Tatarpur, post Tatarpur, Teh. Mundawer, Distt. Alwar
5.	Sir Chhotu Ram L.S.A. Traning Institute 1 Shantinagar, Fatehpur Sikri Road, Bharatpur
6.	Shri Sant Ram Das Tyagi Livestock Assistant Training Institute Bhudha Gate, Deeg, Bharatpur
7.	Shri Abhay Animal Husbandry College 93, Gandhi Nagar, Near Narendra Bhawan Palace, Bikaner-334001
8.	Shri Krishan Livestock Assistant Training College Shivbari Camel Farm Road, Madan Vihar, Vallabh Garden, Bikaner (Raj.) 334001
9.	Maa Karni Pashudhan Sahayak Training College P.O. - Nal, Bikaner
10.	Choudhary College of Animal Husbandry N H 65 Choudhary Education Capese Sadulpur, Distt. Churu.
11.	Swami Laltanand Pashu Palan Vidyalaya Khari Kothi Mohala, Tahaldi Sarkari Hospital ke Piche Lalsot Road Dausa-303303
12.	Chaman College of Animal Husbandry Plot No. E-1 RIICO Audyogik Khetra Alwar Road, Kalona Bandikui (Distt. Dausa).
13.	M.B.Vagad Pashudhan Sahayak Training Center Badal Mahal Road, Shastri Colony, Dungarpur-314001
14.	Swami Shiksha Samiti Pashudhan Sahayak Prashikshan College 14 K.S.P. Shergarh, Distt. Police Choki ke paas Mega Highway P.O. Monda tehsil & Distt. Hanumangarh
15.	Sardar Ballabhbhai Patel Animal Husbandry College Nohar – Sirsa Bypass Road, P.O. – Bhadra Pin- 335501, Distt- Hanumangarh
16.	Apex Institute of Management & Science Sanjay Shiksha Samiti Campus, Lal Kothi Scheme, Tonk Road, Jaipur-302015
17.	B.B.M.S. Animal Husbandry College A-10, New Ramgarh Road, Jaipur

18.	Liberty Livestock Assistant Training Institute A-129, Dr. Rajendra Prasad Nagar, Near Gautam Marg 200 Feet By pass Ajmer Road, Jaipur
19.	Rajeev Gandhi Memorial College of Animal Husbandry 12-A, 12-B, Amratpuri Gate No. 01, Muhana Mandi Road, Vijaypath ke samne , New Sanganer Road, Jaipur
20.	Shivam College of Animal Husbandry P.O.- Jobner, Distt.- Jaipur
21.	Subhash College of Animal Husbandry 55, Maha Laxmi Nagar, Gajsinghpura, Ajmer Road, Jaipur
22.	Govt. Animal Husbandry Training Institute Bassi Chak, Jaipur
23.	M.J.F. Institute of Veterinary Science Ringus Road, Chomu, Jaipur
24.	Shri Vinayak Research & Training Institute Village- Nayla, Agra Road, Kanota, Jaipur 303012
25.	Chaudhary Charan Singh Animal Husbandry College National Highway 8, Tanda Meelan Hotel Ke Samne, Shahpura, Distt.- Jaipur
26.	Mahatma Jyoti Rao Phule Shikshan Sansthan Livestock Assistant Training Institute Ram Nagar Ext., Sodala, New Sanganer Road, Jaipur-302019
27.	Surendra College of Animal Husbandry 25, Goverdhan Colony, New Sanganer Road, Sodala, Jaipur
28.	Sankalp Veterinary & Animal Husbandry Institute Sudhaker Vila, Harish Chandra Civil Lines, Jhalawar-326001
29.	R.E.D. Animal Husbandry College Bhutnath Road, Lohia School Campus, Chirawa, Distt. Jhunjhunu
30.	Adarsh Pilani College of Animal Husbandry Industrial Area, Raigarh Road, Pilani-333031, Distt. Jhunjhunu
31.	Govt. Animal Husbandry Training Institute Pashudhan Bhawan, Ratanada, Jodhpur
32.	Livestock Assistant Training College 7- Shanti Priya Nagar, Near Raj Hospital, Jodhpur
33.	Mayaurakshi Sikash Aur Vikas Sansthan Mandal nath chouraha Mathania Road, Village-Daijar, Jodhpur
34.	Shree S.L. Jangu Institute of Veterinary Science 11/939, 11-890, Chopasni Housing, Board
35.	Shri Lal Bhadur Shastri Research & Training Institute 6th Road, Shakti Nagar, Poata 'C' Road
36.	Veena Memorial Livestock Assistant Training School Kaila Devi Road, Padewa, Karauli

37.	Rajiv Gandhi Animal Husbandry Diploma College Banki Road, Near Bayana Sadak, Hindone City, Distt. Karauli
38.	Govt. Pashu Palan Training Institute Ram Talai Maidan, Mokhapara, Kota
39.	M.D.M. Animal Husbandry College M.D. Mission Campus, Keshavpura Chauraha, Kota
40.	Pashudhan Sahayak Prashikshan Sansthan Gajanpura, Kota Road, Baran
41.	Sarvodaya Animal Husbandry School Matunda Road, Near Guraudwara, Bundi (Kota)
42.	Animal Husbandry Mahavidhalaya (Manohar Bal Mandir Samiti) Bega Ram Marg, Gali No. 4, Setia Colony, Shri Ganganagar
43.	Alliance Shikshan Evam Anusandhan Sansthan Near Vardhman B.Ed. College Jaipur- Bikaner Bypass, N.H.11, Gokulpura (Sikar) Raj 11, vill. Gokalpura
44.	Rajasthan College of Animal Husbandry Kishan Colony, Nawalgarh Road, Sikar-332001
45.	Dev Pashudhan Sahayak Prashiksan Mahavidyalaya Modi Ki Chouki, Civil Lines, Tonk
46.	Govt. Animal Husbandry Training Institute Polyclinic Campus, Veterinary Hospital, chaitak Circle, Udaipur
47.	College of Veterinary and Animal Science Navania, Vallabhnagar, Udaipur
48.	Post Graduate Institute of Veterinary Education and Research SFS, Sector-4, Manosarovar, Jaipur
49.	Livestock Research Station Nohar , Hanumangarh
50.	Livestock Research Station Chandan, Jaisalmer
51.	Prakash Institute of Veterinary Science & Animal Husbandry Prakash Shiksha Avam Vikas, Sansthan Pratap Vihar, Dhoolkot, Dholpur (Raj.)
52.	Shree Ji Animal Husbandry Training Institute Shree Govindam Educational Society, 15 Ahinsapuri Fathehpura, Udaipur-313001
53.	Nagfani Institute of Animal Husbandry Udaipur Road, Mahaveer Nagar, Kherwara
54.	R.N. Live-Stock Diploma College 141- Shyam Nagar, Jodhpur
55.	Cambridge Nursing Institute of Veterinary Science Behind Kishan Kanya Chhatravas, Hazi Mahar House, Baldev Nagar, Barmer

56.	Adarsh LSA Training Institute Nadbai, Bharatpur
57.	Marwar Institute of Veterinary Science Plot no. 37, Gali 16, Triputi nagar Banad Road Jodhpur
58.	Jawan Singh Memorial Veterinary & Animal Husbandry College, Bhinmal, Jalore
59.	Maharana Pratap Pashudhan Sahayak Prashikshan Kendra Near Bhooteshwar Temple, Mamodhan Mode, Bari Road, Basedi Dholpur
60.	Kamdhenu Pashudhan Sahayak Parshikshan Sansthan Sobaleshwar Ka Goliya, Sanchore
61.	Univate Pashudhan Sahayak Prashikshan Sansthan Janta Colony, Nawalgarh, Road, Sikar
62.	Swami Somnath ji LSA College Ward no. 4, New Khunja, Hanumangarh
63.	Jamadar Animal Husbandry Diploma College Kherla Bujurg, Tehsil Mahwa, District Dausa
64.	Diamond Institute of Veterinary Sciences Infront of Sugan Polytechnic Collage Dachu Road, Teh- Phalodi Jodhpur
65.	Animal Husbandry Diploma Institute Livestock Research Station Chittorgarh
66.	AHDP Livestock Research Station Vill. Dug, Distt. Jhalawar
67.	Swami Vivekanand Veterinary Institute Jhunjhunu by paas Radhakrishanpura, Sikar
68.	Shri Ganpati Adarsh L.S.A. Training Institute Dist. Barundhan (Bundi)
69.	Poddar Animal Husbandry Diploma Institute Lili, Laxmangarh, Alwar
70.	S.R. LSA Training Institute Hindon Road, Malipura, Shergarh, Bayana, Bharatpur
71.	K.M.B. Veterinary Nursing Training Institute Meena Bas (Semli) Nagar, Bharatpur
72.	Rajasthan LSA Training Institute Ramgarh, Delhi Road, Nr. Toll Plaza, Bahala, Alwar
73.	Pandit pannalal Memorial Pashudhan Sahayak Prashikshan Vidhyalay C-6, RIICO Road, Bayana

RESEARCH

5.1 Directorate of Research for Veterinary and Animal Science, Bikaner

Directorate of Research governs the research activities at Six Livestock Research Stations located at Chandan (Jaisalmer), Nohar (Hanumangarah), Beechwal (Bikaner), Navania (Vallabhnagar), Kodamdesar (Bikaner), CVAS, Bikaner and Bojunda (Chittorgarh). Out of theses Bojunda (Chittorgarh) has started working in this year i.e. 2015-16. Institutional as well as project research in different disciplines at College of Veterinary and Animal Science, Bikaner, Post Graduate Institute of Veterinary Education and Research, Jaipur and Apex Centre, Bikanee. Four types of research works are being conducted at Rajasthan University of Veterinary and Animal Sciences, Bikaner are Farm Based Research, Field Based Research, Institutional Research and Student's Research.

The Directorate is functioning with following mandate :

1. To plan, inititate, guide, co-ordinate and monitor the production oriented research in the field of veterinary and animal sciences.
2. To formulate veterinary and animal science research programmes and proposals, their effective implementation, co-ordination and progress monitoring.
3. To supervise and control the Livestock Research Stations of the university.
4. To maintain liaison with State and Central Government, ICAR, DST and other national and international funding agencies for obtaining the financial support for various veterinary and animal science research programmes for the State.
5. Transfer of technology at grass root level in the form of package of practices for improved animal husbandry and production.
6. To extend consultancy and expertise in the field of veterinary and animal sciences.
7. To monitor animal health programme through disease investigation and surveillance by the Research Centre for Livestock Health and Production to prevent animal morbidity and mortality.

Research Stations

1. Livestock Research Station, Bikaner
2. Apex Centre, Bikaner
3. Institutional Research at CVAS, Bikaner
4. Livestock Research Station, Beechwal (Bikaner)
5. Livestock Research Station, Kodamdesar (Bikaner)
6. Livestock Research Station, Nohar (Hanumangarh)
7. Livestock Research Station, Chandan (Jaisalmer)
8. Livestock Research Station, Vallabhnagar (Udaipur)
9. Livestock Research Station, Bojunda (Chittorgarh)
10. Post Graduate Institute for Veterinary Education and Research (PGI-VER), Jaipur
11. College of Veterinary and Animal Science, Navania, Vallabhnagar (Udaipur)

5.2 Farm and Field Based Research:

The farm based research is being conducted at all the Livestock Research Stations, viz., Chandan, Nohar, Beechwal, Kodamdesar, Vallabhnagar, Bojunda and Bikaner for improvement in performance traits and enhancement of livestock feed and fodder production.

5.2.1 Livestock Research Station Beechwal

Introduction

Livestock Research Station, Beechwal was established in the year 2000 on 233 ha land allotted to it. This new LRS was created as per recommendation of the World Bank under ADP to undertake research activities pertaining to Veterinary and Animal Sciences. Under ADP an office building, cow shed, bull shed, milking byre, fodder store and calf pens were constructed. During 2008-09 and 2009-10 this research station has been developed and strengthened with the financial support from the ICAR under development and strengthening of SAU farms. With construction of two water reservoir of 1.70 crore liter capacity, water channels and irrigation facilities, thrashing floor, agriculture implement shed, small ruminant corals, security huts, animal sheds, better pathways and purchase of tractor, agricultural implements and equipments the

infrastructure and facilities have been upgraded. This station has shown its capabilities to produce seed of crops useful for livestock feed and fodder besides earning of handsome revenue.

A revolving fund of 4.00 lac was provided to the station in 2008 to make use of land, infrastructure and other available resources. This fund is being used for cultivation on land of the station for seed and fodder production and maintenance of sheep flock. The station has cleared its debt by refunding the revolving fund amount of 4.00 lac to SKRAU Bikaner. After refund of revolving fund the annual revenue so generated is transferred to RAJUVAS and is also used for further developmental activities at the station besides running activities like green fodder production, seed production and sheep unit.

A Goat Unit was started at LRS, Beechwal on 18.09.2017 to strengthen the livestock activity with the objective to develop as a model sirohi goat breeding farm for demonstration of farmers which are willing to start goat farm to raise their socio-economic status under arid conditions.

Sirohi buck at the farm

In view of the facilities developed at LRS Beechwal this station was incorporated as cooperating unit of Tharparkar cattle breeding project under RKVY running at LRS Chandan. To start the activity under this project 25 cows with 20 followers, 25 heifers and two bulls were transferred from LRS Chandan to LRS Beechwal in the first week of September, 2011.

Sheep Unit

Flock Strength Marwari Sheep (2017-18) – The opening balance of Marwari Sheep were 9 males and 39 females and in the month of October, 2017, 50 sheep were disposed and project of Marwari sheep was closed. Later on in place of Marwari sheep a revolving fund project on Sirohi goat was started.

Performance of Marwari Sheep Unit

There were 14 lambings and pooled average body weight of rams were 3.4 kg and average body weight of ram at lambing was 33.25 kg.

Goat Unit

Initially 30 Sirohi goats and 1 buck was purchased in the month of September, 2017. The closing balance of the flocks was 47 with 39 females and 8 males in April, 2018.

Performance of Sirohi Goat Unit

During the period 16 kiddings took place with pooled average body weight of kids were 4.07 kg. And average body of ram at kidding was 38.18 kg.

Seed / Grain Production

Looking to large number of animals at various units of RAJUVAS at Bikaner and their green fodder requirement major thrust was given towards the green fodder production. Fodder varieties of pearl millet, sorghum, oat, lucerne and Chinese cabbage were sown for fodder production programme under revolving fund at the agriculture farm of the station.

During the year 12125.26 Qtl of green fodder was produced of which 4544.1 Qtl was used for the farm animals at LRS Beechwal and remaining 7581.16 Qtl was sold to other units of RAJUVAS. The other crops were cultivated as per requirement for the purpose of feed and fodder for animals of the station and other units of the University and revenue generation.

During the year 2016-17 total seed/grain production was 497.85 qtls. (262.85 qt. Groundnut, 21.0 qt. Guar, 42.0 qt. Moong and 22.0 qt. Moth). In *Rabi* season 156 qtls. of wheat was produced. For the Rabi season crops of wheat were harvested whereas during Kharif season cultivation of groundnut, guar, moong and moth crops was done.

Tharparkar cattle breeding farm under RKVY

Since September 2011 LRS Beechwal is acting as cooperating unit of main RKVY project on establishment of Tharparkar cattle farm at LRS Chandan.

Objectives:

1. The subunit of Tharparkar cattle project under RKVY at LRS Beechwal is functioning with objectives.
2. To increase population of upgraded and improved Tharparkar germplasm through selective breeding.
3. Distribution of improve Tharparkar germplasm for upgradation of animals in field.

Herd Strength of Tharparkar cattle under RKVY project at LRS Beechwal (2017-18)

S.N.	Category	Opening Balance April 2017	Addition				Reduction				Closing Balance March 2018
			Birth	Transfer	Purchase	Total	Death	Sale	Transfer	Total	
	FEMALE										
1.	0-3 month	11	16			16	2	3	18	23	4
2.	3-6 month	6		18		18			21	21	3
3.	6-12 month	8		21		21	1	3	22	26	3
4.	1-2 year	19		22	7	29			24	24	24
5.	2-3 year	11		24	7	31		2	13	15	27
6.	>3 year	-		8	1	9		1	1	2	7
7.	Cows	61		6		6	2	16		18	49
TOTAL FEMALES		116				130				129	117
S.N.	Category	Opening Balance April 2017	Addition				Reduction				Closing Balance March 2018
			Birth	Transfer	Purchase	Total	Death	Sale	Transfer	Total	
	MALE										
1.	0-3 month	12	35			35		3	30	33	14
2.	3-6 month	2		30		30		4	25	29	3
3.	6-12 month	13		25		25		21	13	34	4
4.	1-2 year	19		13		13		26	5	31	1
5.	2-3 year	4		5		5		9		9	-
6.	>3 year	-				-				-	-
7.	Breeding bulls	3				-		1		1	2
8.	Bullocks	1				-				-	1
TOTAL MALES		54				108		64		137	25
GRAND TOTAL		170				238				266	142

Production performance of Tharparkar cows at LRS Beechwal (2017-18).

During the period total milk produced was 1,18,015.7 kg. The total colostrums was 1313.5 kg., calf allowance was 27016.8 and milk in pail sold was 95740.3 kg. The wet average 8.5 kg. and herd average was 5.35 kg.

Feed and Fodder consumption (2017-18)

During the period dry fodder of wheat straw was 1223 qtls. And groundnut fodder 683.5 qtl. was consumed. In concentrate Saras Gold 768.75 qtl. Moong churi 160.25 qtl., wheat bran 157.75 qtl. and cotton seed cake 63.8 qtl. was consumed. In green fodder total 4618.85 qtl. was consumed.

Lactation length and lactation yield of Cows completed their normal lactation during April 2017 to March 2018

There were 44 cows which completed their normal lactation during the period. Average lactation length was 297.56 with range of maximum lactation length 401 days and minimum 199 days. The average lactation yield (kg.) was 2528.54 with the range of maxmimum yield 3859.4 to lowest range 1667.4 kg. The average lactation yield of 305 days was 2439.88 kg. with the range of maximum 3821.8 and minimum 1667.4 kg. The peak yield was observed as 12.45 kg. with the range of maximum 22.2 kg. and minimum of 8.6 kg.

Livestock Research Station Kodamdesar Bikaner

Introduction

This farm was transferred from the state government to the university in September, 1983. For a long time it has been used as sheep (Bikaneri Chokla) breeding farm. Subsequently, it has been developed as Livestock Research Station. The Livestock Research Station, Kodemdesar, Bikaner is having 3383 acre of farmland where supply of IGNP canal water facilities have been sanctioned. It is situated only 30 Km away from the district headquarter and RAJUVAS university. Facilities for housing, feeding, watering, grazing of animals have been developed scientifically for a large number of livestock.

Objectives

1. Improvement, evaluation and conservation of livestock breeds.
2. To study genetic aspect of performance for improvement in milk and wool production.
3. Distribution and sales of superior germpalsm to the farmers and development agencies.
4. Transfer of production technology at grass root level.

Status of Sheep flock (Bikaneri Chokla):

LRS is also maintaining Bikaneri Chokla sheep flock with a flock size of 205 animals. It is one of the superior carpet wool producing breeds which can be used for genetic improvement in the farmers flock. Superior rams/ewes are made available to the farmers. Age group-wise and sex-wise dynamics of the flock strength are given in table given below.

Flock Strength (Bikaneri Chokla)

Particulars		Sex	Age Group				Total	Grand total
			0-3 month	3-6 month	6-12 month	Adult		
Opening Balance (01/04/2017)		Male	11	19	18	7	55	249
		Female	09	27	19	139	194	
No. of Increase	Birth	Male	63	-	-	-	63	121
		Female	58	-	-	-	58	
	Purchased	Male	-	-	-	-	-	Nil
		Female	-	-	-	-	-	
	Total	Male	63	-	-	-	63	121
		Female	58	-	-	-	58	
No. of Decrease	Died	Male	-	-	-	4	4	22
		Female	-	-	-	18	18	
	Sold	Male	-	9	22	45	76	159
		Female	-	-	9	74	83	
	Total	Male	-	9	22	49	80	181
		Female	-	-	9	92	101	
Closing Balance (31/03/2018)		Male	19	16	11	3	49	**205**
		Female	18	19	18	101	156	

Where, M- Male, F- Female

Growth and production performance

Body weights are recorded at a regular interval for determining the growth. The average body weights at birth, 3, 6, 9 and 12 months of age are recorded as 3.1, 16.5, 22.7, 27.5 and 31.6 Kg respectively.

The growth rate was slightly higher in males as compared to females. The average wool production per adult animal per year was recorded as 1.75 Kg.

Sale of superior germplasm

A total of 76 male and 83 female animals were sold to different progressive sheep breeders of Rajasthan on book value of CSWRI during 2017-18.

Extension activities at LRS

Extension work is an important part of any institute/research project. During the year 2017-18 a lot of farmers visited the station. A good number of scientific and technical persons have also visited the station and praised the activities with valuable comments.

Conservation, Evaluation And Improvement of Kankrej Cattle Through Breeding

Introduction

The project was started from the year 2009-10 at Livestock Research Station Kodemdesar, Bikaner. Aim of project is to undertake improvement and conservation of Kankrej cattle germplasm through selective breeding in closed herd system. The evaluation, conservation and scientific breed improvement has shown encouraging results.

Infrastructure

This farm was transferred from the state government to the university in September, 1983. Subsequently, it has been developed as Livestock Research Station having 3383 acre of farmland at Kodamdesar (30 Km from Bikaner) ideally suited for livestock farming activities. Feeding and housing facilities have been developed properly.

Objectives

1. Improvement, evaluation and conservation of Kankrej cattle.
2. To study genetic aspect of performance for improvement in milk production.
3. Distribution and sales of Kankrej germplasm to the farmers and development agencies.
4. Transfer of production technology at grass root level.

Herd strength

The opening and closing balance along with age group wise dynamics of the herd are given in table given below. The herd strength at the beginning of the year was 619 animals and at the end it was 575.

Herd strength

Category of Animal	Opening Balance (01/04/2017)	Closing Balance (31/03/2018)
Females		
0-3 month	25	22
3-6 month	20	24
6-12 month	29	34
1-2 Year	70	68
2-3 Year	37	65
Above 3 Years	42	37
Cows	205	219
Total females	427	469
Male		
0-3 month	23	24
3-6 month	20	18
6-12 month	25	45
1-2 Year	60	60
2-3 Year	12	50
Above 3 Years	02	15
Breeding Bulls	03	3
Bullocks	03	1
Total males	**148**	**216**
Grand Total	**575**	**685**

Mortality

During 2017-18 the mortality was 5.55 % which lies in normal range of farm standards. High mortality of 34.7% in females was recorded in 0-3 month age group which indicates that better managemental practices are required for this age group calves.

Production and reproduction performance

Parameter	Performance (average)				
	2013-14	2014-15	2015-16	2016-17	2017-18
Milk productionper lactation (kg)	1615	1700	1790	1800	1805
Lactation lengthper cow (days)	245	260	268	270	272
Calving interval (days)	430	410	397	395	400
Dry period (days)	185	150	147	140	138
Age at first calving (days)	1085	990	1172	1262	1250
Days to attain peak yield (days)	76	80	75	70	72
Wet average (kg)	5.3	5.1	4.40		5.6
Herd average (kg)	3.2	3.1	2.1	2.6	2.7

Record breaking peak yielders

Highest 4033.7 kg lactation yield and 21.2 kg peak yield were recorded during this financial year. The details of best yielders of this year are given below in table.

S.No.	Animal tag No.	Peak yield (Kg.)	Lactation yield (Kg)
1	K-39	21.2	4033.7
2	K 169/249	17.8	3004.6

Distribution of superior germplasm

Superior kankrej bulls and heifers are being supplied to interested farmers/gaushalas/village panchayats for genetic improvement of their animals. A total of 27 animals (5 Kankrej bulls and 22 heifers) were distributed and sold to different gaushalas /farmers /developemental agencies. Semen collection have also been started from transferred bulls of Kankrej at Vallabhnagar and distributed to the farmers at natural breeding tract. Bulls of Kankrej breed with good dam's yield are provided to the farmers as an integral part of this breed improvement programme. Efforts are being made to identify the farmers in the breeding tract who are maintaining Kankrej breed.

Extension activities

A number of farmers visited the farm and get knowledge about scientific managemental practices of the farm. Scientific and technical persons related with dairy functionaries also visit the farm regularly.

Conservation, Evaluation And Improvement of Sahiwal Cattle Through Breeding

Introduction

Sahiwal is a breed of zebu cattle (*Bosindicus*) which is one of the best milch breeds of cattle in India. It is being utilized for improvement of local stock throughout the country. It originated from the Sahiwal district of Pakistan, a region in Punjab province of Pakistan. In India it is distributed in some states near Pakistan border viz. Punjab, Haryana, Rajasthan. It is tick-resistant, heat-tolerant and noted for its high resistance to parasites, both internal and external. It produces more than 2000 kg of milk in a single lactation. Due to its heat tolerance and high milk production ability they have been exported to other Asian countries as well as Africa, Australia and the Caribbean.

The project was implemented from the year 2013-14 at Livestock Research Station, Kodemdesar for undertaking improvement and conservation of Sahiwal cattle germplasm through selective breeding. The performance evaluation has shown encouraging results. Superior Sahiwal germplasm is made available to the farmers. Sahiwal bulls are provided to the farmers/gausalas/village panchayats for genetic improvement purposes. Sahiwal bulls are also provided to the semen stations priority basis. Efforts are being made to identify the farmers in the breeding tract who are maintaining Sahiwal breed.

Objectives

1. Evaluation, improvement and conservation of Sahiwal cattle.
2. To study genetic aspect of performance for improvement in milk production.
3. Distribution and sales of Sahiwalgermpalsm to the farmers and development agencies.
4. Transfer of production technology at grass-root level.

Herd strength

The opening and closing balance along with age group-wise dynamics of the herd are given below in table. Four bull calves were also purchased during this financial year. The herd strength at the beginning for the year was 625 animals and at the end it was 599.

Category of animal	Opening balance (as on 1/4/2017)	Closing balance (as on 31/3/2018)
Female		
0-3 month	21	13
3-6 month	11	20
6-12 month	30	39
1-2 Year	65	53
2-3 Year	41	27
Above 3 Year	29	35
Cows	233	217
Total females	**430**	**404**
Male		
0-3 month	22	13
3-6 month	17	8
6-12 month	45	49
1-2 Year	63	52
2-3 Year	34	45
Above 3 Year	6	20
Breeding Bulls	8	8
Total males	**195**	**195**
Grand Total	**625**	**599**

Mortality

The mortality should be age group-wise details of animals died during the year are as given below in table. The percent mortality was recorded as 4.56% during 2017-18 which is below 5 that lies in normal range of farm standards. Highest mortality was recorded in 0-3 month age group which indicates that better managemental practices are required for this age group calves.

Production and reproduction performances

The parameters which indicate production and reproduction performances of the herd are given below in table.

Parameter	Average (2014-15)	Average (2015-16)	Average (2016-17)	Average (2017-18)	Best performance (Animal No.)
Age at First Calving (month)	-	-	34	35	33 (SF-51)
Milk production per lactation (kg)	2020	2045	1913	1925	4961 (S-8)
300 days milk production per lactation (kg)	1985	1997	1856	1881	4289 (S-8)
Lactation length per cow (days)	265	269	260	262	-
Average wet milk production (kg)	6.1	4.5	4.8	6.7	-
Average herd milk production (kg)	3.7	2.2	2.9	3.12	-
Calving interval (days)	385	383	381	387	-
Dry period (days)	145	135	133	138	-
Days to attain peak yield (days)	82	78	76	71	-

A large number of purchased heifers calved during this year, so the production performance of the herd was found slightly lower as compared to previous year.

Birth weight

The body weight averages at birth were 19.6 and 20.6 kg for female and male calves, respectively. It was found that the growth rate of male calves was higher than the female calves.

Feed and fodder consumption

The details of feed and fodder consumed during 2017-18 are given below.

Type of feed/ fodder	Name of feed/ fodder	Amount
Dry fodder	Wheat Straw	4460.00 Qt.
	Groundnut straw	1011.3 Qt.
Green fodder	Oat/maize/bajra	15572.10 Qt.
Concentrate feed	Saras Gold	4569.5 Qt.
Others	Gaur	4906.50 kg

Distribution of superior germplasm

The main aim of the project is to make available the superior Sahiwal germplasm for genetic improvement of indigenous non-descript cattle. High genetic merit Sahiwal bull calves are supplied to the farmers/gausalas/village panchayats/developemental agencies. A total of 65 bull calves and 87 female calves/cows have been provided to different agencies during 2017-18 as shown in the table given below.

No. of male	No. of female	Total
65	87	**152**

Revenue generation

The income generated in the project during 2017-18 by different sources is shown in the table given below.

Source of Income	Amount (Rs.)
Sale of milk	61,35375
Sale of animals	14,53613
Miscellaneous	2,83339
Total	**78,72327**

Salient achievements

Nearly 5000 kg lactation yield and nearly 25 kg peak yield have been achieved during this financial year. The best yielder cow S-11, lactation yield was 4799.70 kg with peak yield 24.4 kg., S-250 with lactation yield 4702.20 kg. and peak yield 19 kg., and S-12 cow gave lactation yield 3840.00 with peak yield 18 kg.

Extension activities

A number of farmers belong to whole state frequently visit the farm and get knowledge about scientific managemental practices of the farm. Scientific and technical persons related with dairy functionaries also visit the farm regularly.

Future plan for 2018-19

- Efforts would be done to limit the herd strength of better productive animals only. Arrangement would be made for semen collection from high genetic merit bulls.
- Efforts would be made to enhance milk production and overall income from the farm.

LIVESTOCK RESEARCH STATION, CHANDAN (JAISALMER)

Establishment of Tharparkar Cattle Breeding Farm

Introduction

The Tharparkar is an important indigenous cattle breed in Rajasthan. The breed is well adapted to hot climate and provide considerable amount of milk and economic assistance to the farmers with almost zero input. Due to frequent famine conditions, indiscriminate breeding and cross breeding, the population of pure breed animal is decreasing day by day. Hence, there in an urgent need to conserve this breed which is only possible by using suitable tools for genetic improvement. The productivity of this breed can further be increased by changing genetic architecture and productivity, adequate feeding management.

Tharparkar cattle are backbone of milk belt of Jaisalmer, Barmer and adjoining districts and it plays an important role in rural economy of western arid area of Rajasthan. They have good potential for milk production with exceptionally high resistance to adverse climatic conditions of the desert area. Tharparkar Cattle Farming is the main stay of rural economy of the area. Milk yield of this breed ranges from 1800 kg to 3500 kg per lactation.

Project Details

Goal :

- To conduct an extensive survey about the present status of Tharparkar cattle in terms of distribution, management practices, production and reproduction potential, survivability in and socio-economic growth breeders.
- To increase population of upgraded and improved Tharparkar germplasm through selective breeding.
- To enhance production of organic milk and milk products through proper value addition approaches.
- To promote organic agriculture in the breeding tract for bio safety and human health.

Objective :

- To establish a data base of Tharparkar cattle in its breeding tract.
- To establish a herd of superior Tharparkar cows to serve as an open nucleus for breed improvement.
- To increase holdings of superior Tharparkar cattle in the breeding tract.
- To propagate awareness among the breeders the scientific ways of breeding, development and conservation of Tharparkar cattle.
- To demonstrate the value addition methods for improving socio-economic conditions.

Increase Peak Yield

At starting of RKVY project peak yield was 15 kg in a day but it was increased up to 26 kg in day. Peak yield of top fifteen cows are recoded as following.

S.No.	Animals No.	Peak yield kg in a day	Name of the Station
1.	C-40	26.00	LRS, Beechwal
2.	580	25.00	LRS, Chandan
3.	C-3	24.50	LRS, Beechwal
4.	697	24.00	LRS, Chandan
5.	655	23.50	LRS, Chandan
6.	C-27	23.50	LRS, Beechwal
7.	C-24	23.50	LRS, Beechwal
8.	581	23.00	LRS, Chandan
9.	699	21.20	LRS, Chandan
10.	635	21.00	LRS, Chandan
11.	638	20.50	LRS, Chandan
12.	572	20.50	LRS, Chandan
13.	585	20.30	LRS, Chandan
14.	716	20.00	LRS, Chandan
15.	554	20.00	LRS, Chandan

Improve Production Performance

There were 22 cows having more than 3300 kg. milk in 305 days are included. The total milk production in 305 days varied from 5059.80 (cow No.C-14) to 3300 kg. milk in cow No. 021. The range total milk production varied from 5922.40 kg. (cow No.C-14) to 3312.00 kg. (cow No.021). Total lactation length in days varied from 636 days (cow No.518) to 285 days (cow No.024) was observed.

Improved Germplasm Supplied

The following numbers of germplasm were supplied to various Government Departments, NGO's, Private Sectors, animals breeders and farmers in respective last Seven years.

S. No.	Years	Total No. of Germplasm Supplied
1.	2009-10	13
2.	2010-11	29
3.	2011-12	43
4.	2012-13	29
5.	2013-14	102
6.	2014-15	117
7.	2015-16	197
8.	2016-17	215
9.	2017-18	233
	Total	**978**

Transfer – 15 Good qualities of heifers were transfer to LRS Beechwal – 130+15 = 145 Total Distributed from LRS Chandan,

88 Improved Tharparkar Germplasm were distributed from LRS Beechwal = Total – 233.

Overall improve the performance of the herd

The Overall performance of Tharparkar cattle Breeding farm under RKVY project as following:

S. No.	Economic Traits	Total /Average
1	Total milk production in kg. during 2017-2018	317987.20
2	Total average milk production per lactation per cow (kg.)	2194.75
3	Total average lactation length per lactation per cow (days)	287.28
4	Average milk production in 305 days per cow per day (Kg.)	2406.94
5	Average wet milk production per cow per day (kg.)	7.58
6	Average herd milk production per cow per day (kg.)	4.95
7	Average dry period per cow (days)	102.44
8	Average calving interval (days)	391.89
9	Average age at first calving (month)	37.38
10	Average mortality rate (Percent)	2.96
11	Average cow in milk (percent)	64.17
12	Total Herd Strength	427
13	Total Animals distributed / sold	233
14	Total Expenditure (2017-2018) Rs. in Lack	180

Evaluation, Improvement and Conservation of Tharparkar cattle germplasm

Introduction:

Jaisalmer is the largest district of the state with 38,392 Square Km. geographical area. It is border district situated in heart of Thar Desert. Increase in human population in decade (2001 to 2011) was 32.22 percent second highest in the state. Jaisalmer total populations were 672008 in 2011. The population density of Jaisalmer is 17 person/Sq. /Km. The literacy of the district were 58.04 percent with 849/1000 male female ratio in 2011. The district has arid climate with 48.5°C maximum and -1°C as minimum temperature in the month of Jan.-2018. The average rainfall of Jaisalmer district is 160.0 mm only. The soil is sandy devoid of humus and clay resulting in low water holding capacity and higher percolation rate of 9 cm/hour. Hence, the water in available only for 4 hours to the root Zone of the crops resulting in poor yields. These conditions make a animal husbandry is the only sustainable and economic profession for the district. The Livestock population and density in the Jaisalmer in 65 per Sq. Km., The ratio of livestock to human population is 4: 1 for Jaisalmer.

The Tharparkar breed evolved as a drought resistant, heat tolerant and disease resistant breed of cattle, suitable for hostile climatic conditions and scare feed resources. As per the central and state Government cattle breeding policy, this Native germ plasm is being improved through selective breeding at Livestock Research Station, Chandan. The breeding tract of Tharparkar is Jaisalmer along with parts of Barmer and Jodhpur districts.

Objectives:

- Evaluation, Improvement and Conservation of Tharparkar cattle germplasm.
- Distribution/Sale of improved Tharparkar cattle germplasm to the farmers and development agencies.
- Demonstration of livestock production technologies to the livestock owners on their visit at the farm.

Achievements:

Herd Strength:

The herd strength for the year under report is presented below

Herd Strength (2017-2018)

S.No.	Category of Animal	Opening Balance on 01.4.17	Addition					Reduction					Closing Balance on 31.03.18
			Birth	Gen.	Due	Transfer	Total	Death	Sales	Gen.	Transfer	TOTAL	
A. Female													
1.	0-3 Month	08	57		-	-	65	10	06	-	34	50	15
2.	3-6 Month	35			-	34	69	01	03	-	46	50	19
3.	6-12 Month	21	-		-	46	67	02	02	-	43	47	20
4.	1-2 Year	40	-		-	43	83	01	12	-	37	50	33
5.	2-3 Year	30	-		-	37	67	01	07	-	42	50	17
6.	Above 3 year	22				42	64	01	03	15	36	55	09
7.	Cows	129			-	36	165	11	35		-	46	119
	Total Females	**285**	**57**		**-**	**238**	**580**	**27**	**68**	**15**	**238**	**348**	**232**
B. Male													
1.	0-3 Month	05	57		-	-	62	06	03	-	35	44	18
2.	3-6 Month	36	-		-	35	71	02	03	-	49	54	17
3.	6-12 Month	11	-		-	49	60	-	34	-	17	51	09
4.	1-2 Year	10	-		-	17	27	01	19	-	04	24	03
5.	2-3 Year	01			-	04	05	-	02	-	02	04	01
6.	Abov 3 years	-	-	-	-	02	02	-	-	-	-	-	02
7.	Breeding Bulls	04	-	-	-	-	04	-	01	-	-	-	03
	Total Males	**67**	**57**	**-**	**-**	**107**	**231**	**09**	**62**	**-**	**107**	**177**	**53**
	Grand Total	**352**	**114**	**-**	**-**	**-**	**466**	**36**	**130**	**-**	**15**	**181**	**285**

Mortality:

During the period 27 females and 9 males were died out of total 811 animals. The percent mortality of females was 4.65 and the male was 3.89. The overall mortality of the herd was 4.43 percent. It was noted higher than previous year.

Production Traits:

The performance of the herd in terms of total milk production and disposal during the year is presented in Table No. 3. The total milk production during the year was 199544.50 Kg. It was 28166.5 Kg. lower as compared to previous year. The average cows in milk were 81.33 in this year as compared to 96.58 from previous year. The highest milk production of 23616.00 kg was recorded in May 2017 where as lowest of 11903.0 kg in December 2017.

Monthly Milk Production and Disposal 2017-2018

S. No.	Month	Total No. of cows	No. of cows in milk	% Cows in Milk	Total Milk Production in Kg.	Disposal (Kg.)		
						Colostrums	Calf Allowance	Sold
1	Apr-17	130	88	67.69	22786.50	249.0	3331.00	19206.50
2	May-17	132	96	72.73	23616.00	332.0	3019.0	20265.00
3	Jun-17	128	99	77.34	21908.00	64.00	2259.0	19585.00
4	July- 17	122	94	77.05	18931.50	62.0	1309.5	17560.00
5	Aug-17	121	91	75.21	17164.00	83.00	846.50	16234.50
6	Sep-17	120	86	71.66	13434.00	174.0	858.00	12402.00
7	Oct-17	119	80	67.23	13578.00	171.00	1193.50	12213.50
8	Nov-17	112	79	70.54	12718.00	186.00	1659.50	10872.50
9	Dec-17	103	65	63.11	11903.00	235.00	1920.50	9747.50
10	Jan-18	107	62	57.94	13380.00	234.00	2474.00	10672.00
11	Feb-18	114	66	57.89	13383.50	230.00	2660.00	10493.50
12	Mar-18	118	70	59.33	16742.00	168.00	2703.00	13871.00
Total /Overall		**1426.00**	**976.00**	**817.72**	**199544.50**	**2188.00**	**24233.50**	**173123.00**
Average		**118.83**	**81.33**	**68.14**	**16628.71**	**182.33**	**2019.46**	**14426.92**

Wet Average and Herd Average:

The wet average and herd average of the herd during the period of report for each month is presented in Table-4. The highest wet average of 8.63 kg was recorded in the month of April 2017. The lowest wet average of 5.21 kg was recorded in the month of Sep.2017. The overall wet average was 6.70 kg and herd average was 4.55 kg during the year, both the parameter wet and herd average were recorded higher in comparison to previous year.

Peak Yield and Days to Attain Peak Yield :-

Total 120 Cows were calved during 2017-18. Out of 120 cows, 10 cows were produced 18.5 or more then 18.5 kg. Milk per day presenting in the table no 5. The maximum peak yield 22.5 kg. was recorded of Cow No. 729 followed by 22.0 kg. of Cow No. 639 and 769. The most of the cows attained peak yield between 23 days to 55 days after calving.

Lacation Yield, 305 Days Milk Yield and Lactation Length:

The performance of the herd for lactation yield, 305 days milk yield and lactation length traits were calculated for 85 cows which were completed their lactation during the reporting period. Those cows producing 100 or less than 100 days milk are not included in this parameter. The highest milk yield observed was 4066.5 ltrs in cow No. 737 followed by 3937.1 litre and 3661.5 litre in cows No.747 and 590. 305 days milk yield is 3440.5 litre in cow No.635 followed by 3305.0 and 3091.5 litre in cow No.716 and 639. Average total milk productions of the herd were 1861.0 Kg. in 277 days but average 305 Days milk production were noted 2374.Kg. during this year.

Reproduction Traits:

Age at First Calving:

36 Heifers calved in this year. The average age at first calving were recorded 1235 days (41.17 months). The lowest age at first calving was 858 days noted cow No. 856 during this year.

DRY PERIOD & CALVING INTERVAL: 120 cows were calved during this year, Out of these 84 cows Dried in this year and 36 animals were calved first time. . Those Cows having 200 or more than 200 Days dry Periods are not included. Total 72 cows were included for average dry period and calving interval. Average Dry Periods and calving interval were noted 103.08 days and 388 days respectively in the year.

Elite Herd:

The cows with lactation yield above 2400 kg in Ist 305 days of lactation were designated as "ELITE" cows. The highest 305 days lactation yield (TLY) of 4648.7 kg was obtained from cow No. 580. Remaining another 52 cows were considered as ELITE cows out of 166. The list of ELITE Cows is presented in Table No. 9.

LIST OF ELITE COWS

Sr. No.	Cows No.	Date of Calving	Date of Dry	Milk Yield Kg.	Lact. Length Days	Lections No.	305 Days Yield Kg.
1.	479	14.11.09	31.08.2K	3042.30	305	6th	3042.30
2.	512	08.12.99	04.11.2K	3700.80	332	2nd	3612.80
3.	518	12.08.03	16.07.04	3565.40	336	6th	3429.40
4.	525	10.03.97	21.08.98	3697.30	528	3rd	3227.40
5.	533	29.01.02	17.03.03	4141.60	412	4th	3536.40
6.	534	11.12.10	14.12.11	2640.40	362	10th	2523.60
7.	547	07.04.05	30.03.06	3521.20	357	5th	3358.40
8.	552	05.03.08	26.02.09	2855.40	353	6th	2618.50
9.	554	09.07.11	04.05.12	3169.50	299	7th	3169.50
10.	558	03.12.03	14.12.04	3586.70	377	2nd	3268.70
11.	559	12.02.04	28.04.05	3154.30	443	2nd	2633.00
12.	563	01.04.06	24.02.07	2721.50	328	3rd	2573.00
13.	565	28.03.06	15.03.07	3577.60	341	2nd	3411.60
14.	568	15.02.05	26.05.06	4080.60	462	1st	3400.00
15.	569	08.04.05	23.04.06	2708.00	379	2nd	2461.00
16.	570	12.02.12	09.11.12	3013.40	270	4th	3013.40
17.	571	23.02.08	17.12.08	2775.00	299	3rd	2775.00
18.	572	31.12.11	10.12.12	3737.80	346	7th	3596.80
19.	574	25.02.08	05.01.09	2568.30	313	3rd	2546.30
20.	575	08.06.07	06.08.08	2510.40	424	2nd	2606.30
21.	578	20.01.12	12.12.12	3510.90	337	4th	3309.90
22.	579	15.04.12	24.03.13	3001.10	248	4th	3001.10
23.	580	15.10.10	29.09.11	4905.60	350	3rd	4648.70
24.	581	06.12.13	18.10.14	3217.70	317	8th	3190.00
25.	583	09.02.07	19.04.08	3551.30	434	2nd	2781.10
26.	585	26.05.11	09.05.12	4593.50	345	3rd	4386.00
27.	586	22.02.07	19.04.08	3574.60	423	2nd	2757.60
28.	589	11.01.08	25.02.09	3520.40	412	1st	2917.60
29.	590	07.03.11	25.04.12	3508.50	414.5	4th	3343.70
30.	592	28.02.08	04.03.09	2529.60	213	1st	2529.60
31.	596	20.03.08	27.02.09	3017.60	345	1st	2736.30

S. No.	Cows No.	Date of Calving	Date of Dry	Milk Yield Kg.	Lact. Length Days	Lections No.	305 Days Yield Kg.
32.	603	14.10.10	26.06.11	3174.40	353	3rd	3044.50
33.	616	21.10.11	20.10.12	3568.30	365	3rd	3316.80
34.	617	18.04.10	31.08.11	3430.40	418	3rd	2806.60
35.	618	27.02.14	25.07.12	3467.60	324	3rd	3371.40
36.	620	28.07.11	19.06.12	2532.00	326	3rd	2454.80
37.	633	11.07.12	24.06.13	2940.80	345	2nd	2805.00
38.	635	09.02.15	09.11.15	3108.70	273	3rd	3108.70
39.	638	01.09.14	29.06.15	2949.30	301	3rd	2949.30
40.	648	28.01.13	21.01.14	2497.60	356	3rd	2401.0
41.	655	24.01.15	26.01.15	3311.60	365	2nd	3195.00
42.	658	23.01.14	14.02.14	2728.40	386	2nd	2600.00
43.	660	01.03.15	12.01.16	2417.40	315	2nd	2401.00
44.	667	24.01.14	23.12.14	2723.00	333	2nd	2620.00
45.	697	13.04.14	25.12.14	2748.00	266	2nd	2602.80
46.	699	17.09.13	29.06.14	2629.70	277	2nd	2629.70
47.	706	07.01.15	06.10.15	2412.80	272	1st	2412.80
48.	713	01.11.14	30.09.15	2908.60	333	1st	2860.00
49.	716	26.02.14	30.11.14	3204.70	277	1st	3207.70
50.	724	26.06.14	09.04.15	3038.90	288	1st	3038.90
51.	746	05.02.14	30.12.14	2430.80	300	1st	2403.80
52.	755	03.06.14	09.03.15	2445.20	279	1st	2445.20

Bulls Used in the Herd:

The 565 bulls have been used in the herd from 1985 to 31st March, 2018. 4 bulls were used for breeding purposes during the reporting year. These bulls had more than 3150 kg dams yield in 305 days.

Feed and Fodder Production and Procurement:

Dry fodder in terms of wheat straw 3786.65 Qt. Groundnut straw 1195.00 Qt., and Total Dry Fodder were procured 4981.50 Qt. during this year 2017-18. These quantities were procured through open tender systems. 500 Qt. Dry fodder and 3095 Qt. green fodder were produced during this year from own resources.

Fodder Produced at Farms

S. No.	Grass Area	Dry Fodder (Quintal)	Green Fodder(Quintal)
1	Parevar	Nil	Nil
2	Bhojka	Nil	Nil
3	Bherva	Nil	Nil
4	Dhaisar	Nil	Nil
5	Devikot	Nil	Nil
6	Chandan	500.00	3095.00
	Total	**500.00**	**3095.00**

Rezika Bajara was fed to animals from April to October and Rezika was fed from Dec. 10, 2017 to 31 March 2018. From June 2017 to Sep. 2017 animals were grazed daily and saved more than 1000 Qt. dry fodder during this year.

Feed and Fodder Consumption in 2017-2018

S.No.	Month	Cattle Feed /Conc. Mixt. (Qt.)	Dry fodder (Qt.)	Green Fodder (Qt.)
1	Apr-17	225.00	898.00	105.00
2	May-17	232.50	758.00	155.00
3	Jun-17	235.00	645.00	210.00
4	July- 17	243.00	397.50	465.00
5	Aug-17	253.00	160.50	403.00
6	Sep-17	231.00	153.50	388.00
7	Oct-17	232.50	570.50	186.00
8	Nov-17	220.00	560.00	-
9	Dec-17	203.80	529.50	93.00
10	Jan-18	195.10	546.00	210.00
11	Feb-18	150.50	466.00	498.00
12	Mar-18	216.00	512.00	382.00
Total		**2637.40**	**6196.00**	**3095.00**

Improved Germplasm Supplied from May 2010 to 31st March 2018

S. No.	Name of Organization and number	No. of Organization	No. of Animals Distributed				Total Animal
			Bulls	Bull Calves	Heifers	Cows	
1	Gaushala	71	52	110	24	20	**206**
2	NGO	34	47	46	31	32	**156**
3	Panchayat	52	30	36	02	03	**71**
4	Individual	100	25	45	88	81	**239**
5	Other Agencies	30	24	23	36	14	**97**
	Total	**287**	**178**	**260**	**181**	**150**	**769**

Conservation and Development of Marwari Goat (Revolving Fund Project)

Introduction:

This Livestock Research Station was established in 1964 at Chandan village of Jaisalmer district. This Station is maintaining wonderful more than three hundred Tharparkar germplasm for development as well as conservation of this breed. We established Marwari Goat unit at this station. These shall be income generating as well as strengthening and extension of this station Average body weight of the Marwari bucks is about 39 to 42 kg, and the does on average weight about 30 to 35 kg.

Objectives:

1. Conservation and development of Marwari Goats.
2. Distribution & Sale of improved Marwari germplasm to the progressive livestock breeders.
3. To transfer improved livestock techniques to the progressive animal breeder on their visit at the farm.
4. Generate and increase the revolving funds of the station.
5. It is helpful for AHDP Programme.

Technical Programme -

The following parameters will be recorded.

1. **Birth** — kidding, will be recorded in term of Male & Female separately.

2. **Body weight —** Body weight of male and female animals will be recorded properly. In general Goat having about 25 and more than 25 Kg. body weight with on an average 10-12 months of the age.
3. **Care and Management —** Goats are rearing in unconventional housing system with kachha and dust full floor. One shed made from shrubs which help in protecting from rain, hot and cold.
4. **Balance feeding and watering —** Daily.
5. **Selection of male for breeding —** Those bucks attained more than 35 Kg. body weight and 15 Month of the age with High pedigree as well as good health were selected for the breeding purposes.
6. **Vaccination —** Twice a year.
7. **Treatment —** treatment were done at appropriate time when ever goats found sign of illness or any other unfavorable characteristics.
8. **De worming —** Thrice a year (Every four months interval).
9. **Clipping —** Twice a year.
10. **Mortality rate —** sex wise and age wise percent mortality rate were calculated.
11. **External parasite control —** as and when required.

Achievements:

Increase in Flock Strength

S.No.	Category	Opening Balance	Additions				Reduction				Closing Balance
			Birth	Transfer	Purchase	Total	Death	Sale	Transfer	Total	
A. Female											
1	0-3 Months	24	41	-	-	-	02	-	-	-	-
2	3-6 Months	-	-	-	-	-	-	-	-	-	08
3	6-12 Month	-	-	-	-	-	-	-	-	-	23
4	1-2 Years	-	-	-	-	-	-	-	-	-	20
5	Goat	50	-	12	-	62	01	-	-	-	61
	Total	**74**	**41**	**-**	**-**	**115**	**03**	**-**	**-**	**03**	**112**
B. Male											
1	0-3 Months	28	43	-	-	-	05	-	-	-	01
2	3-6 Months	-	-	-	-	-	01	-	-	-	14
3	6-12 Month	-	-	-	-	-	-	22	-	-	27
4	1-2 Years	-	-	-	-	-	-	01	-	-	-
5	Breeding Buck	02	-	-	-	-	-	-	-	-	02
	Total	**30**	**43**	**-**	**-**	**-**	**06**	**23**	**-**	**29**	**44**
	Grand Total	**104**	**84**	**-**	**-**	**115**	**09**	**23**	**-**	**32**	**156**

Increase in Income – Mostly bucks were sold on the age of 12 month of age. The rate of breeding bucks and goats were decided by the university committee that were 8000/- Rs. Per breeding bucks and 7000/- Rs. for female goat and other hands those male not attained the breeding parameter of goats those were sold another different parameter according to age and condition of the goat. Total 23 males were sold during this year. No any female was sold during this year.

S. No.	Number of Animals	On the basis of body weight (Rate)	Rate for Breeding bucks and Goat rupees per one number	Total
1.	15	–	8000.00	120000.00
2.	08	250.00 rs / kg × 172 kg	–	43000.00
			Total	**163000.00**

Rupees 150000 were deposited to the university account in the month of January 2018.

1. **Reduced Age at Ist Kidding –** Most of the goats parturated at the 14-16 Months of age.
2. **Ideal Kidding Interval -** Mostly kidding interval in goats were recorded on an average seven months.
3. **Milk yield –** Milk yield of the goats were not recorded scientifically but always keep in mind that those goats are high milk yielder are selected for another breeding purposes like male kids was selected from such high milk yielder goats for the breeding purposes.
4. **Reduce the mortality rate -** Mortality rate was 6.38 percent.
5. **Improved germplasm distributed and supplied -** Twenty three breeding bucks having average 12 months body weight of 35 kg with excellent health were supplied to different agencies in Barmer, Udaipur and Bikaner districts.

Fodder And Fodder Seed Production (Revolving Fund Project)

Objectives:

i. To increase the green and dry fodder production for fulfill the requirements of the animals.

ii. To generate the income from sale green and dry fodder as well as fodder seed also.

iii. To mix the sufficient fodder for preparation of balance ration fed to different categories of animals.

iv. To increase the milk production of the herd through the balance feeding of animals.

Technical Programme -

There are three tubewell and sufficient fertile land for sowing the fodder and fodder seed for increasing the fodder availability of the animal. We cultivated two crops in a year Rabi and Kharif crops. We have plan Approximate 20 ha. Land be sown. The description of these season wise fodder sowing and production were following.

Rabi season: we sown Barley multi cut fodder crops in first week of January 2017 we had taken first cutting in the month of march 2017 and produced 512 Qtl. green fodder from three ha. Land, then after urea be supplied at the top dressing in this fodder crop and 59.35 Qtl. barley straw and 8 Qtl. barley seed, we produced. Barley seed we provided to own dairy animals free of cost.

Kharif season: in the month of March we have sown Rijeka bajra multi cut fodder crops for taking the green fodder to the animals. We prepared 2 ha. Land for sowing this fodder. The month of May and June we produced 150 Qtl. Rijeka bajra in this season. Then after taking this fodder we allowed to the animals for grazing.

Achievements: Green fodder produced 575 Qtl., dry fodder produced 59.35 Qtl., fodder seed produced 0.8 Qtl. and total income generated was Rs. 1, 90,155 after expenditure of Rs 30,000.

LIVESTOCK RESEARCH STATION BOJUNDA, CHITTORGARH

Livestock Research Station, Bojunda, Chittorgarh is a newly sanctioned station in the year 2014 with an area of about 481 Bigha. A NMPS Project has been started at LRS, Chittorgarh and 300 goats of Sirohi breed established purchased for conservation and improvement of the breed and improved bucks will be distributed to goat breeders. Fodder crop production is currently undertaken at the station for feeding of livestock and income generation of the station.

Land Use Pattern:-

1. Under buildings- administrative units – 1.5 hect.
2. Under animal farms and associated structures— 1.5 hect.
3. Under agricultural operations—30 hect.
4. Grazing—60 hect.
5. Misc use—8 hect.

Project running at Livestock Research Station, Bojunda, Chittorgarh: -

1. Demonstration and Dissemination of More Remunerative Sirohi Goat Farming System funded by NMPS on Goat (RKVY)
2. AHDP Programme :- UDF- Allotted 50 seats , Admitted 46 students (Boys/Girls) in 15-16
3. Revolving Fund Project- UDF
4. VUTRC
5. RACP Goat Project(World Bank)

Equipments Purchased in 2017-18: Mini sprinkler system, multi crop thrasher (Revolving Fund), computer monitor, mounted skeleton of ox (AHDP), amplifier system (AHDP), computer (RACP), printer, Xerox, camera, grinder, feeder, air conditioner, digital weighing machine, tractor, rotavetor, pump set and mini spsrinkler system were purchased under RACP.

Demonstration and Dissemination of More Remunerative Sirohi Goat Farming System NMPS-RKVY

Primary Mandate with which the center was established

1. To popularize goat farming enterprises for socio-economic development of goat keepers.
2. To transfer the scientific management practices through training and demonstration.
3. To conserve elite flock of Sirohi goat for production of buck of genetic merit.
4. To distribute high genetic merit bucks among the farmers flock.
5. To evaluate the socio-economic status of goat breeders and the economics of goat production under village conditions.
6. Evaluation of performance under intensive, semi –intensive and extensive system of management.

Animal Performance

Flock Statistics 2017-18

Age Group	Opening Balance	Addition			Reduction					Closing Balance
	01-04-17	Birth	Draft	Total	Death	Sold	Theft	Draft	Total	31.03.2018
Male										
0-3 M	25	72	-	97	12	4	-	55	71	26
3-6 M	68	-	55	123	5	13	-	105	123	-
6-12 M	02	-	105	107	13	1	15	78	107	-
Adult	09	-	78	87	5	80	-	0	85	2
Total	**104**	**72**	**238**	**414**	**35**	**98**	**15**	**238**	**386**	**28**
Female										
0-3 M	22	53	-	75	8	-	-	43	51	24
3-6 M	62	-	43	105	1	-	-	84	85	20
6-12 M	02	-	84	86	10	11	-	56	77	9
> 1 year	74	-	56	130	-	-	-	53	53	77
Adult	212	-	53	265	43	53	-	-	96	169
Total	**372**	**53**	**236**	**661**	**62**	**64**	**-**	**236**	**362**	**299**
Grand Total	**476**	**125**	**474**	**1075**	**97**	**162**	**15**	**474**	**748**	**327**

Kidding Details 2017-18

S.N.	MONTH	Total	KID		MALE	FEMALE
			SINGLE	TWINS		
1	April. 17	2	2	0	2	0
2	May. 17	2	1	1	3	0
3	June. 17	1	1	0	0	1
4	July. 17	1	0	1	2	0
5	Aug. 17	0	0	0	0	0
6	Sept. 17	0	0	0	0	0
7	Oct. 17	2	2	0	1	1
8	Nov.17	46	45	1	24	23
9	Dec. 17	8	7	1	6	3
10	Jan. 18	41	39	2	24	19
11	Feb. 18	12	12	0	7	5
12	March. 18	4	4	0	3	1
	TOTAL	119	113	6	72	53

Feed and Fodder Consumption 2017-18

During the period consumption of concentrate, green fodder, dry fodder, mineral mixture was 425.68 qtl., 1479.1 qtl., 512.3 qtl. And 297 kg respectively.

Farmers visit at LRS, Bojunda 2017-18

During the period 243 farmers visited LRS, Bojunda out of them 22 were SC, 5 ST, 120 OBC and 96 were of general category.

Farmers visit Year Wise

Year	No. of Farmers				
	SC	ST	OBC	GEN.	TOTAL
2014-15	2	3	1	6	12
2015-16	29	32	45	47	153
2016-17	69	10	116	48	243
2017-18	22	5	120	96	243

Performance of Sirohi Goat

Growth performance of Sirohi Goat: During 2017-18 birth weight was 2.97 ± 0.02 (125), three month 12.17 ± 0.08 (57), six month 16.08 ± 1.48 (5), and nine month weight was 21.30 ± 1.88 (2).

Lactation Performance of Sirohi Goats 2017-18

During the period 90 days milk production was 67.78 ± 0.08 (62 ltr.), 150 days 73.31 ± 1.60 (6 ltr.) and lactation yield was 80.52 ± 1.49 (6 ltr.). The lactation length was 150 ± 00 (6) days.

Reproduction performance of Sirohi goats

Factor	KI (days)	DP (days)	GP (days)	SP (days)
Overall mean	413.09±0.03 (353)	261.08±0.04 (353)	150.50±0.01 (353)	262.59±0.03 (353)
Year				
2014-15	336.88±.33 (17)	209.53±0.38 (17)	15.76±0.08 (17)	184.12±0.34 (17)
2015-16	380.06±0.05 (140)	231.16±0.13 (140)	150.44±0.02 (140)	229.62±0.07 (140)
2016-17	428.66±0.15 (79)	270.27±0.16 (79)	153.78±0.03 (79)	274.87±0.15 (79)
2017-18	453.21±0.11 (117)	298.17±0.13 (117)	148.03±0.03 (117)	305.17±0.09 (117)

Goat Milk Production 2017-18

Goat milk production was highest 211.00 ltr. in the month of May, 2017 and April, 2017 followed by 168.5 ltr. in March, 2018 with income of 4653, 4457 and 3707 rupees respectively. The total milk production during the year was 1599.5 ltrs. was producted with the income of Rs.35004/-.

Breeding Buck Distribution Year Wise

Year	SOLD		NGO		GOVT.		FARMERS	
	Buck	Goat	Buck	Goat	Buck	Goat	Buck	Goat
2015-16	50	9	11	-	18	-	21	9
2016-17	73	13	28	-	37	-	08	13
2017-18	98	64	4	-	74	30	20	34
Total	**221**	**86**	**43**	**-**	**129**	**30**	**49**	**56**

Health Cover Year Wise

Year	Vaccination	Deworming	Ectoparasite Control	No. of Cases for Treatment
2014-15	692	548	575	407
2015-16	989	728	1076	662
2016-17	458	1280	2878	936
2017-18	1021	907	1201	1312
Total	**2139**	**2556**	**5729**	**3380**

Mortality Year Wise

Year	MALE					FEMALE					G. Total	No of Animal Exposed	Mortality %
	0-3 Month	3-6 Month	6-12 Month	Adult	Total	0-3 Month	3-6 Month	6-12 Month	Adult	Total			
2014-15	2	1	0	0	3	2	2	26	27	57	60	678	8.85
2015-16	3	5	0	0	8	9	1	5	11	26	34	921	3.69
2016-17	05	01	08	0	14	09	01	04	16	30	44	1127	3.59
2017-18	12	5	13	5	35	8	1	10	43	62	97	1075	9.78
Total	**22**	**12**	**21**	**5**	**60**	**28**	**5**	**45**	**97**	**175**	**235**	**3801**	**6.18**

Crop production year wise (Qtl)

Name of Item	2014-15	2015-16	2016-17	2017-18	Total
Green fodder Production	836.8	1161.8	2225.67	1797.8	6022.07
Dry Fodder	350.5	371.68	371.60	758.7	1852.48
Grain Production	-	-	-	-	-
Soyabean	7.80	1.0	5.28	13.21	27.29
Sesame (Till)	2.6	4.12	0.98	01	8.7
Groundnut	-	38.27	6.94	19.39	64.6
Bajra	-	3.0	-	-	3.0
Tulsi	-	8.38	10.50		18.88
Mung	-	-	2.75	1.90	4.65
Mustard	7.0	35.17	53.72	11.86	107.75
Gram	-	2.9	-	-	2.9
Wheat	142.10	64	107.86	-	313.96
Barley	-	80	122.90	233.05	435.95
Fenugreek (Methi)	-	0.80	0.80	-	1.6
Ashwagandha Seeds	-	5 .0	5.0	-	10.0
Ashwagandha Root	-	2.40	2.40	-	4.8
Ashwagandha Dry Leaves	-	3.0	3.0	-	6
Maiz	-	-	-	21.75	21.75
Urad	-	-	-	5.78	5.78
Gaur	-	-	-	1.02	1.02
Konch	-	-	-	8.9	8.9

Year Wise Feed Fodder Issued to Goat Section from Farm Section

Year	Green Fodder (Qtl.)	Dry Fodder (Qtl.)	Grain (Qtl.)
2014-15	836.8	237	2.74
2015-16	1161.8	154	83.0
2016-17	2189.95	161	124.72
2017-18	1777.85	553.5	104.97
Total	**5966.3**	**1105.5**	**315.43**

Senjana Dry Leaves Production (Morringo) 2017-18

During the year 1450 kg. Senjana dry leaves (Morringo) were produced.

Animal Husbandry Diploma Programme (AHDP)

Number of students admitted:

Year	I Year	II Year
2015-16	46	0
2016-17	47	45
2017-18	45	48

LIVESTOCK RESEARCH STATION, NOHAR (HANUMANGARH)

Conservation, Evaluation And Improvement of Rathi Cattle Through Breeding

Introduction:

Rathi is a well-known cattle breed of North-Western desert of Rajasthan State. The purebreds are maintained in Bikaner, Sriganganagar and Hanumangarh districts. Rathi is moderate milch breed, which is well adapted to agro-climatical conditions of arid and semi-arid areas. With the onset of cross breeding programmes this purebred indigeneous germplasm of cattle was endangered. Therefore it has become necessary to conserve Rathi breed in its home tracts along with evaluation and improvement for utilization in the field for upgrading and selective breeding. India is blessed with about 40 cattle breeds among which Rathi is an important cattle breed of Rajasthan.; this breed significantly contributes in rural livelihood. It has better adaptability to harsh climate, diseases, heat stress, ticks infestation and utilization of locally available poor quality roughage.

Rathi breed is an integral part of natural heritage, culture & ecosystem of North Rajasthan. To sustain the long term economic soundness of animal owners and genetic security of this breed, conservation of its germplasm is the urgent need of current scenario. Production of A2 milk from indigenous cattle is also a charming reason for its conservation.

To disseminate superior germplasm at the farmer's doorstep for genetic up-gradation of Genetically diluted animals, a strong effort in this direction is essential which is only possible by maintenance of a nucleus herd of elite germplasm.

Objectives:

1. Conservation, improvement and evaluation of Rathi cattle germplasm.
2. To study genetic aspect of performance for improvement in milk production.
3. Distribution and sale of Rathi germplasm to the farmers and development agencies.
4. Transfer of production technology at grass root level.

Feed and Fodder Consumption

The details of monthly feed and fodder consumed are given in Table.

A total of 3432 quintals of green fodder was produced at Agricultural farm of LRS Nohar

Monthly Feed and Fodder Consumption

S. No.	Month	Cattle Feed Saras Gold (Qnt.)	Dry Fodder Wheat Straw (Qnt.)	Green Fodder (Qnt.)	GurRuskut (Kg)
1	April 17	211.5	360	375	25
2	May 17	217.5	372	230	170
3	June 17	138.5	360	150	150
4	July 17	148.5	372	261	150
5	August 17	162.5	372	475	25
6	September 17	147.75	240	300	NIL
7	October 17	125.5	248	155	NIL
8	November 17	135.0	245	150	150
9	December 17	155.0	210	241	130
10	January 18	155.0	210	310	45
11	February 18	131.0	280	280	146
12	March 18	163.5	310	505	380
	Total	**1891.25**	**3579**	**3432**	**1371**

Wet Average and Herd Average:

The highest wet average 8.44 lit. was recorded in February 18and lowest 6.45 lit. September 17. The overall wet average was 7.14 and herd average was 4.15 lit.

Reproduction Performance of Rathi Purebreed Herd at LRS, Nohar

Total average milk production per lactation per cow (Lit.)	2612.21
Total average lactation length per cow (Days)	326.55
Average wet milk production on per cow per day (Lit.)	7.14
Average herd milk production on per cow per day (Lit.)	4.15
Average calving interval (Days)	397.5
Average service period (Days)	135.1
Average dry period (Days)	125.96
Average age at first calving (Month)	46.11
Average mortality rate (%)	6.99
Total milk production (Lit.)	**12536.195**
Total Income (By sale of Milk in lakhs)	**38,23,539.75**

Lactation Curve (LRS, Nohar)2017-18

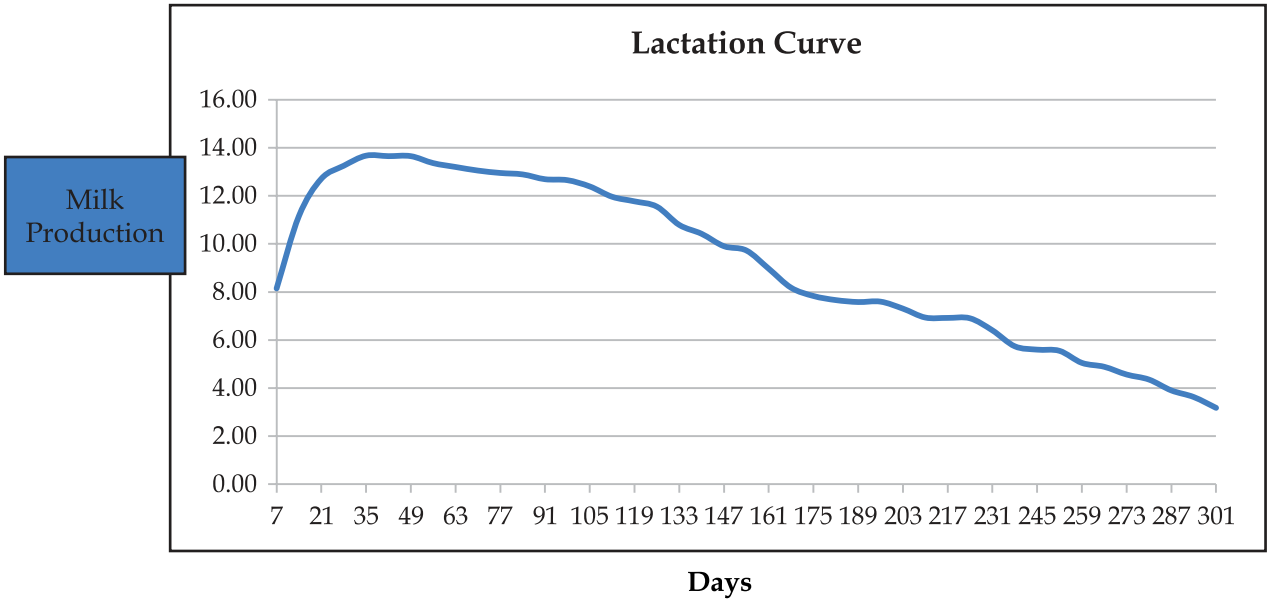

Mortality:

Over all mortality was 6.99 %. Sex wise and age wise percent mortality from birth to 3 months, 3-6 months, 6-12 months and above age groups were computed. In all 17 animals died out of which 8 were males and 9 females. The 4 male and one female died in age group 0-6 months, one male and three female in age group 1-2 years, three males and one female in age group 2-3 years and four females died in adult age group.

ELITEHERD: The 38 cows yielding more than 1700 lit. milk in a lactation were grouped in the elite herd and their production performance shall be recorded.

Sr. No.	Cow No.	Parity	Total Milk Yield (Lit.)	305 Days Milk Yield (Lit.)	Lact. Length (Days)	Peak Yield (Lit./Day)
1.	339	8	3354	2470.9	414	20
2.	346	8	3326	2833.6	358	17
3.	354	7	3525	3003.1	358	16.5
4.	365	6	2558	2600.6	300	14.5
5.	363	6	3120	3717.2	256	19.0
6.	381	4	3495	2562.4	416	14.5
7.	383	6	2688	2769.7	296	15.0
8.	387	4	3345	3400.8	300	17.5
9.	388	5	2850.5	2967.2	293	18.5
10.	392	5	3673	3219.2	348	18.0
11.	393	5	2543.5	2478.5	313	16.0
12.	395	5	2436	2420.1	307	14.5
13.	397	5	3034	2441.6	379	13.0
14.	400	6	2598	3095.3	256	22.5
15.	401	4	4194	2805.2	456	17.5
16.	403	5	2745	2958.4	283	17.5
17.	407	5	2318	2258.8	313	14.5
18.	411	5	2308	2444.2	288	14.5
19.	425	4	2653	2715.3	298	15.5
20.	427	4	2700	2393.9	344	13.5
21.	428	3	2297	1863.3	376	13.5
22.	434	3	2205.5	2198.3	306	13.0
23.	439	4	3085	2509.1	375	15.5
24.	441	4	2211	2333.4	289	13.5
25.	444	3	2751	2825.1	297	14.0
26.	446	3	2496	2299.9	331	15.0
27.	465	2	2129.5	1722.8	377	14.0
28.	477	2	1922.5	2393.3	245	13.0
29.	479	2	2286.5	1915.9	364	13.0
30.	486	1	2209	2041.7	330	12.0
31.	492	2	2382	2306.4	315	14.0
32.	499	1	2259.5	2312.6	298	13.5
33.	445	3	1846	1858.2	303	13.0
34.	461	2	2024	1641.8	376	10.5
35.	463	2	2156	2061.4	319	12.5
36.	484	1	1815.5	1688.2	328	11.0
37.	487	1	1836.5	1944.9	288	11.0
38.	496	1	1887.5	1821.8	316	13.5

Disposal of Germplasm:

The improved germplasm was distributed to the Department of Animal Husbandry, Gaushala, Grampanchayats, NGOs and other development agencies. The progressive breeders take cows, bulls and heifers at the time of auction and on book value. During the period 52 bulls/bull calves were distributed.

A. Bull/bull calves Distribution

S.No.	Year	No. of bull/bull calves distributed
1.	2010-2011	16
2.	2011-2012	03
3.	2012-2013	15
4.	2013-2014	34
5.	2014-2015	10
6.	2015-2016	12
7.	2016-2017	17
8.	2017-2018	52
	Total	**159**

B. Milk Production

Source of Income	2014-2015	2015-2016	2016-2017	2017-2018
Sale of Milk (In Lakhs)	36.36	48.30	33.78	42.09

Performance at a Glance

Trait	Performance					
	2012-13 (Average)	2013-14 (Average)	2014-15 (Average)	2015-2016 (Average)	2016-2017 (Average)	2017-2018 (Average)
Milk production per lactation (lit.)	2140.5	2374.76	2436.86	2388.5	2392.5	2612.21
Lactation length (days)	280.32	265	274.68	271.48	267.83	326.55
Calving interval (days)	420	430	411	413.15	395.6	394.5
Age at first calving (days)	1200	1140	1145.5	1168.2	1280.10	1279.7
Peak yield	-	-	15.52	13.77	12.75	13.67

Salient Achievements:

Cow No 387 produced 3305.5 lit. milk in a single lactation (lactation length 344 days and cow No. 492 produced 2392 lit. (lactation length 315 days) and cow No. 444 14.0 ltr. peak day yield with milk yield 2751 lit. (lactation length 297 days).

Future Plan for 2018-19:

- Efforts would be made to increase herd strength of productive animals by reducing age at first calving & by purchsing new animals to avoid in breeding.
- Superior bulls would be selected and used for breeding.
- Efforts would be made to enhance milk production and over all income from the herd.

Table - Herd Strength 2017-18

S.No.	Category of Animal	Opening Balance	Addition				Reduction				Closing Balance
			Birth	Others	Transfer	Total	Death	Sales	Transfer	Total	
A. Female											
1	0-3 month	11	23	-	-	34	00	-	25	25	**09**
2	3-6 month	13	-	-	25	38	01	-	33	34	**04**
3	6-12 month	19	-	-	33	52	00	-	47	47	**05**
4	1-2 Year	44	-	-	47	91	04	-	54	58	**33**
5	2-3 Year	22	-	-	54	76	01	-	56	57	**19**
6	Above 3 Years	13	-	-	56	69	00	-	60	60	**09**
7	Cows	110	-	-	60	170	04	-	88	92	**78**
Total Female (A)		**232**	**23**	**-**	**275**	**530**	**10**	**-**	**363**	**373**	**157**
B. MALE											
1	0-3 month	19	38	-	-	57	03	-	39	42	**15**
2	3-6 month	18	-	-	39	57	01	-	48	49	**08**
3	6-12 month	03	-	-	48	51	00	-	40	40	**11**
4	1-2 Year	46	-	-	40	86	00	-	51	51	**35**
5	Above 2 Years	25	-	-	51	76	03	-	58	61	**15**
6	Breeding Bulls	05	-	-	58	63	00	-	61	61	**02**
Total Male (B)		**116**	**38**	**-**	**236**	**390**	**07**	**-**	**297**	**304**	**86**
Grand Total (A+B)		**348**	**61**	**-**	**511**	**920**	**17**	**-**	**660**	**677**	**243**

LIVESTOCK RESEARCH STATION, DAG, JHALAWAR

Malvi Cattle Breeding Farm Project

Objectives:

1. To establish a herd of high performing Malvi cows to act as open nucleus farm of this breed and its conservation to strengthen Heritage gene bank of the State.
2. To improve milk production and growth rate by scientific management and nutritional practices as well as through selective breeding.
3. The bulls and females produced, shall be available for distribution to the farmers, Gaushalas, Panchayats, NGOs and other agencies in the breeding tract for improved productivity.
4. Semen of elite bulls can be frozen for A.I.

Goal:

To conserve the Malvi breed of cattle in its breeding tract, efforts need to be done for pure breeding among the Malvi animals. This would require good quality germplasm to produce bull calves. Therefore, establishment of Malvi cattle Breeding Farm at Dug is urgently required.

Herd Strength

S.No.	Category of Animal	Opening Balance as on 1-4-17	Addition				Reduction				Closing Balance 31-3-18
			Birth	Transfer	Purchase	Total	Death	Sale	Transfer	Total	
A. Female											
1	0-3 Months	6	11	-	23	34	-	-	-	-	40
2	3-6 Months	3	12	-	7	19	1	-	-	1	21
3	6-12 Month	12	12	-	3	15	1	-	-	1	26
4	1-2 Years	14	-	-	-	-	1	-	-	1	13
5	2-3 Years	-	-	-	-	-	-	-	-	-	-
6	> 3 Years	-	-	-	-	-	-	-	-	-	-
7	Cows	50	-	-	62	62	3	-	-	3	109
Total Female (A)		**85**	**35**	**-**	**95**	**130**	**6**	**-**	**-**	**6**	**209**
B. MALE											
1	0-3 Months	11	17	-	11	28	-	-	-	-	39
2	3-6 Months	7	2	-	3	5	2	-	-	2	10
3	6-12 Month	9	11	-	5	16	1	-	-	1	24
4	1-2 Years	6	-	-	-	-	-	-	-	-	6
5	2-3 Years	-	-	-	-	-	-	-	-	-	-
6	> 3 Years	-	-	-	-	-	-	-	-	-	-
7	Breeding Bulls	2	-	-	-	-	-	-	-	-	2
8	Bullocks	-	-	-	-	-	-	-	-	-	-
Total Male (B)		**35**	**30**	**-**	**19**	**49**	**3**	**-**	**-**	**3**	**81**
Grand Total (A+B)		**120**	**65**	**-**	**114**	**179**	**9**	**-**	**-**	**9**	**290**

Production Performance

S.No.	Parameter	Value/Estimate
1	Av. Cows in milk	32
2	Per cent Cows in milk	51 %
3	Milk in pail/Sale Milk	24292 ltr.
4	Calf Allowance	10242 ltr.
5	Colostrum	1138 ltr.
6	Total Milk Production	35672 ltr.
7	Wet Average	3.05
8	Herd Average	1.50
9	Peak Yield Attained with cow No.	12 ltr. (cow No. 11)

Production/Reproductive Performance

The average lactation yield was 371.93 kg and average lactation length observed was 149.07 days with the average peak yield was 4.12 kg.

Lactation Length & Lactation Yield–

During the period 42 cows were in lactation. The average lactation yield was 371.93 kg. milk is highest yield 1009 kg. and lowest 86 kg. and averge peak yield was observed as 4.12 kg with maximum 8 kg. and minimum 1.5 kg. The average lactation length was 149.07 days with highest 245 days and lowest lactation length 59 days.

Dry Period &Calving Interval – The average calving interval was 369.09 days with minimum calving interval of 290 days and maximum 637 days was observed. The average dry period was 151.7 days.

Service Record

During the period 61 cows were served by bull No. 43 and 104.

Feed & Fodder (In Qtls.)

S. No.	Item	Opening Balance	Purchased during year	Received from own Farm	Consumption during the month	Closing Balance
1	Dry Fodder (Wheat straw)	1737.1	2346.5	_	2099.88	1983.72
2	Green Fodder (Rizka & Barseem)	Nil	_	2165	2165	Nil
3	Concentrate (Godrej Gold Cattle Feed)	310.24	650		761.01	199.23

LIVESTOCK RESEARCH STATION, CVAS, BIKANER

Evaluation and improvement of Rathi cattle through breeding

Introduction:

Rathi is a well-known cattle breed of North-Western desert of Rajasthan State. The purebreds are maintained in Bikaner, Sriganganagar and Hanumangarh districts. Rathi is moderate milch breed, which is well adapted to agro-climatical conditions of arid and semi-arid areas. With the onset of cross breeding programmes this purebred indigenous germplasm of cattle was endangered. Therefore it has become necessary to conserve Rathi breed in its home tracts along with evaluation and improvement for utilization in the field for upgrading and selective breeding.

The then cattle farm of the state was transferred from the state government to the university in September, 1983. Subsequently it has been developed as Livestock Research Station for undertaking improvement and conservation of Rathi cattle germplasm through selective breeding in closed herd system. This evaluation, conservation and scientific breed improvement has shown encouraging result.

Objectives:

1. Improvement, evaluation and conservation of Rathi cattle germplasm.
2. To study genetic aspect of performance for improvement in milk production.
3. Distribution and sale of Rathi germpalsm to the farmers and development agencies.
4. Transfer of production technology at grass root level.

Wet average and herd average:

The highest wet average of 7.93 lit. was recorded in December and lowest 6.96 lit in October. The overall wet average was 7.38 lit and herd average was 3.83 lit.

Wet Average and Herd Average of LRS, CVAS, Bikaner Cattle

S.No.	Month	Total Cow	Cows in Milk	Wet Avg.	Herd Avg.
1.	April – 16	210	92	7.42	3.66
2.	May – 16	211	92	7.43	3.65
3.	June – 16	211	93	7.44	3.69
4.	July – 16	209	93	7.23	3.63
5.	Aug. – 16	206	91	7.08	3.54
6.	Sep. – 16	202	83	7.28	3.41
7.	Oct. – 16	144	80	6.96	4.25
8.	Nov. – 16	146	72	7.86	4.30
9.	Dec. – 16	147	71	7.93	4.23
10.	Jan. – 17	149	78	7.34	4.24
11.	Feb.- 17	156	78	7.22	4.01
12.	Mar – 17	156	78	7.40	4.10
			Total / Over all	**88.56**	**46.71**
			Average	**7.38**	**3.89**

Reproduction:

Sr. No.	REPRODUCTION TRAIT	Rathi cattle	CB cattle
1	Age at first service (Days)	893.77(21)	962.29(08)
2	Age at first calving (Days)	1173.38 (21)	1241.88(08)
3	Calving interval (Days)	386.09(46)	398.41(22)
4.	Service Period (Days)	105.77(60)	116.96(30)

Production:

Sr. No.	PRODUCTION TRAIT	Rathi 60 Animals	CB 30 Animals
1	Lactation yield (Lit.)	2122.85	2105.86
2	300 days Lactation yield (Lit.)	2401.46	2237.60
3	Lactation length (Days)	268.15	271.18
4	Peak Yield (Lit.)	12.32	12.02
5	Dry Period (Days)	106.32	118.28

Mortality – Mortality in Rathi Herd was 1.23 during 2017-18

Distributed animals in the native area:

S. No.	Year	Rathi				Crossbred				Grand Total
		Male	Female	Adult	Total	Male	Female	Adult	Total	
1.	2000	12	25	25	62	08	12	14	34	96
2.	2003	04	03	06	13	09	01	06	16	29
3.	2006	07	01	05	13	13	-	10	23	36
4.	2007	09	01	02	12	13	01	01	15	27
5.	2009	02	-	-	02	-	-	-	-	02
6.	2010	26	02	09	37	29	01	08	38	75
7.	2011	02	-	-	02	01	-	-	01	03
8.	2012	13	-	-	13	02	-	-	02	15
9.	2013	44	01	18	71	23	03	12	38	109
10.	2014	21	01	01	23	02	-	01	03	26
11.	2015	29	-	-	29	15	-	-	15	44
12.	2016	17	-	-	17	-	-	-	-	17
13.	2017	23	11	41	75	17	06	31	54	129
	Total	**217**	**45**	**107**	**369**	**132**	**24**	**83**	**239**	**608**

LIVESTOCK RESEARCH STATION, VALLABHNAGAR

Genetic Improvement of Sirohi Goats in Farmers Flocks' AICRP (Sirohi field Unit)

Objectives

1. To assess the production performance of goat breeds in farmers flocks under village management system and improve the germplasm through selection.
2. To evaluate the socio-economic status of goat breeders and the economics of goat production in farmers flocks.
3. To disseminate the pro-poor goat-based technologies under filed conditions and assessment of their impact on goat production.

Salient Achievement

1. The genetic parameters for growth, lactation and reproductive traits were estimated.
2. Total 31 breeding bucks were distributed to registered farmers during the report period for further genetic improvement in the field.
3. The total female strength of the project is 1243.
4. The overall population growth was 77.06%.
5. Period, sex and type of birth had significant effect on body weight.
6. Male and single born kids were significantly heavier than female and multiple born kids.
7. The overall average lactation yield and lactation length was 102.69±21.60 lit. and 152.49±5.40 days, respectively.
8. Season of kidding has significant effect on milk yield.
9. 78.41 per cent breeding efficiency were observed on basis of does available, during report period.
10. Kidding rate (1.07) was observed during the report period.
11. The overall mortality was 6.02 %.

12. During report period deworming of 4111 animals, ecto-parasiticide dipping 4858, ET vaccination 2102 and PPR vaccination of 1543 animals was done.
13. The major diseases observed in the registered animals were enteritis and pneumonia.
14. 576 animals were sold during report period. Out of which 499 (86.63%) animals were sold for breeding purpose.

Details of Field Centers

S. No.	Name of Centre	Name of Villages	No. of House hold/ family/ farmer	No. of Goat	No. of farmers added during report period	No. of goats added during report period
1	Devgarh	Madariya	10	312	-	-
		Malia Vas	13	285	-	-
2	Karget*	Khalia	19	261	-	-
		Godwa	17	298		
3	Bojunda Farm	Bojunda	1	360	-	-
		Total	**60**	**1516**	**-**	**-**

*TSP centres

Performance of the Goats in TSP Area

The flock strength of registered animals under field unit was 1516 including 1243 females as on 31 March, 2018. During the year 2017-18, addition due to birth was 610 while reduction due to death and sale of animals were 134 and 576 respectively. Total 2055 animals among different age group were draft during the report period.

The overall population growth was 77.06%. Since 2012-13, a total of 3976 kids were born.

The overall body weight at birth, 3, 6, 9 and 12 months of age was 2.44±0.03, 13.11±0.28, 17.53±0.44, 21.19±0.72 and 25.83±0.53 kg, respectively. Period (year) had significant effect on body weight at different age groups. Season of kidding had significant effect on body weight. Male and single born kids were significantly heavier over females and multiple born kids.

At 12 month of age the BH, BL, and HG in males were 67.16±0.75 cm, 60.28±0.75 cm and 67.44±0.67 cm and females were 64.95±0.75 cm, 57.99.±0.74 cm and 64.87±0.66 cm, respectively.

The overall mean for 30, 60, 90, 150 days milk yield and total lactational yield was 23.07±5.62, 50.26±11.14, 74.52±15.58, 101.19±22.25, and 102.69±21.60 lit., respectively. Year of kidding affected the 90, 150 days and lactation milk yield. The overall lactation length was 152.49±5.40 days. Doe kidded during July-October, had significant higher milk yield as compared to doe kidded during other seasons. The lactation order played a significant role in milk yield.

The age at first matting and first kidding was 584.41±22.32 days and 634.41±23.16 days, respectively. The overall age at first matting and first kidding was 492.42±10.92 and 612.39±11.33 days, respectively. The weight of doe at first matting and first kidding was 26.61±0.15 and 29.69±0.14 kg, respectively. The service period and kidding interval was 239.27±3.74 and 383.29±3.74 days, respectively. The overall gestation period of Sirohi goats was recorded as 150.05±0.03 days.

Health control measures

A total of 2102 and 1543 animals were vaccinated against Enterotoxaemia and PPR during report year. A total of 4111 and respectively 4858 animals were covered under treatment to control the endo and ecto-parasitic infestation, respectively. Even after regular deworming of the registered animals, Enteritis was encountered as a major disease affecting the goats during the report period, followed by pneumonia. The overall mortality was 6.02%.

Training Organized - 04.

Technology Transfer and validation in field flocks – Deworming and vaccination.

Technology developed – Silage making in bags.

Major problem identified – Abortion .

Linkages created with other organizations– BAIF, Sahayog Sansthan and NMPS, RACP.

Network Project on Buffalo Improvement

Objectives

1. To establish elite herd of 50 Surti for the production of genetically superior young bulls.
2. To evaluate sires through institutional/field progeny testing.
3. To produce, test, propagate and conserve high genetic merit male germplasm.

Technical Programme:

1. Establishment and maintenance of an elite herd of Surti with herd strength of 120.
2. Selection and testing of minimum 4-6 bulls in every 24 months cycle.
3. Production of minimum 3000 frozen semen doses from each test bull.
4. Maintain a minimum number of 2000 frozen semen doses until the particular SET gets evaluated.
5. Evaluation and ranking of bulls on the basis of their progeny performance (first lactation) for selection of top 20-25% as proven bulls from each set.
6. Application of proven bull's semen on elite buffaloes for the production of future sires and replacement heifers.
7. Minimum weekly recording of milk yield of individual daughters/ buffaloes at institutional herd/ monthly recording in field units over complete lactation(s) with wet average, herd average, percent in milk, lactation length, dry period, TLMY, SLMY (305 days or less, up to minimum of 240 days) and peak yield, milk yield per day of herd life (total milk produced from date of birth till completion of 4th or more lactation).
8. Monthly testing of milk constituents (Fat%, SNF% and Protein %) and Somatic Cell Count, wherever feasible, at institutional herds.
9. Recording of reproductive traits viz., AFC, Service period, Days open, Calving interval, Number of services per conception, Conception rate and Calving abnormalities.
10. Health management including udder health, vaccination, de-worming, disease screening, mortality and periodic body weight records

Herd Strength during the Period 1st April 2017 to 31st March, 2018

Sr. No.	Category	Addition			Disposal				CB
		OB	B/P	T	D	T	S	E	
Female									
1.	Below 3 months	4	20	0	6	16	1	0	1
2.	3-12 months	8	0	16	1	8	0	0	15
3.	1-2 years	7	0	8	0	7	0	0	8
	Above 2 years	21	0	7	2	3	0	0	23
4.	Buffaloes in Milk	17	0	9	1	0	2	0	23
5.	Buffaloes Dry P /NP	19	0	0	0	6	2	0	11
	Sub Total	**76**	**20**	**40**	**10**	**40**	**5**	**0**	**81**

Males									
1.	Below 3 months	3	10	0	3	9	0	0	1
2.	3-12 months	4	0	9	2	4	0	0	7
3.	1-2 years Above 2 years	6 19	0 0	4 5	0 1	5 5	1 4	0 0	4 14
4.	Breeding bulls	5	0	4	0	0	3	0	6
5.	Bullocks/Teasers/others	2	0	1	0	0	1	0	2
	Sub Total	**39**	**10**	**23**	**6**	**23**	**9**	**0**	**34**
	Grand Total	**115**	**30**	**63**	**16**	**63**	**14**	**0**	**115**

OB = Opening Balance as on 1st April D = Deaths S = Sale E = Experimental

B / P = Birth / Purchase T = Transfer CB = Closing Balance as on 31st March

Mortality during the Period 1st April 2017 to 31st March, 2018

	Female						Male					Overall
	0-3m	3-12m	1-2 Yrs	>2Yrs.	Milk + Dry	Overall	0-3m	3-12m	1 -2 Yrs.	>2 yrs.	Overall	
No.	24	24	15	28	39	96	13	13	10	24	49	145
Died	6	1	0	2	1	10	3	2	0	1	6	16
%	25.0	4.2	0.0	7.1	2.6	10.42	23.1	15.4	0.0	4.2	12.24	11.03

Causes of Mortality (quarter wise) during the period April 2017 to March 2018

During the period 16 animals died, three in first quarter, seven in second quarter, four in third quarter and two in fourth quarter. Main cause of mortality was enteritis, pneumonia, septicemia/toxemia and some by miscellaneous causes.

Female Conception Rate during the Period January to December 2017

AI No.→	1st			2nd			3rd			4th & above			Over all		
Parity↓	AIs	C	CR %	AIs	C	CR %	AIs	C	CR%	AIs	C	CR %	AIs	C	CR %
Heifers	11	4	36.36	7	2	28.57	5	1	20.00	3	2	66.67	**26**	**9**	**34.62**
Adults	31	13	41.94	13	6	46.15	4	4	100.00	0	0	-	**48**	**23**	**47.92**
Overall	**42**	**17**	**40.48**	**20**	**8**	**40.00**	**9**	**5**	**55.56**	**3**	**2**	**66.67**	**74**	**32**	**43.24**

AIs = No. of animals inseminated C = No. of animals conceived CR % = Conception rate%

Quarter-wise conception rate

Quarter	No. of A I	Preg. animals	CR %
January – March	13	5	38.46
April - June	5	0	0.00
July - September	14	4	28.57
October- December	42	23	54.76
Overall	**74**	**32**	**43.24**

Bull-wise Conception Rate during the period January to December, 2016

During the period 12 bulls were used for breeding. One bull of first set, two of second set, two of third set, two of fourth set and five bulls were of eight set was used. Out of total 74 A.I. 32 were conceived. The conception rate was 43.24. The highest conception rate was 66% was observed in bull number 1948,

1961, 4578 and the bull number having 50% were 1955, 1963 and above 50% 4567. Number of services required per conception was 2.31.

Bull-wise semen stock

Opening balance of semen stock was 47501. Semen preserved is of 51 bulls. During the period 5801 doses were produced out of which 2266 were supplied and 51 were sold. The closing balance of semen doses was 58593.

Average Body weight (kg) (2017-18)

Average body weight in females at birth – 25.21 ± 0.74 (20), 3 months 52.38 ± 3.08 (8), 6 months 73.46 ± 1.71 (13), 12 months 106.55 ± 5.12 (11), 18 months 164.33 ± 2.65 (6), 24 months 193.14 ± 25.42 (7), and body weight at age at first calving was 410.50 ± 2.50 (2).

Similarly, average body weight in males were at birth – 26.21 ± 1.32 (10), 3 months 53.83 ± 5.62(8), 6 months 66.00 ± 0.00 (1), 12 months 106.00 ± 3.00 (2), 18 months 150.40 ±10.99 (5), 24 months 214.00 ± 4.29 (5), in buffaloes 447.52 ± 12.48 (23) and body weight in breeding bulls were 472.14 ± 19.04 (7), respectively. (Number in brackets are number of animals).

Average Production Performance of Buffaloes Completing their Lactation

Lact. No.	N	TLMY (kg.)	Lact. Length (days)	SLMY (kg.)	Peak Yield (kg.)
1st	1	1373.5	318.0	1344.3	8.9
2nd	4	1406.55±150.58	276.00±25.46	1404.20±148.92	8.48±0.38
3rd	11	1745.39±101.12	288.86±16.41	1706.39±87.89	10.14±0.35
4th	4	1562.33±103.88	266.00±14.40	1561.33±103.64	9.78±0.43
5th & above	3	1597.30±332.65	278.33±53.76	1531.87±228.08	10.40±0.43
Overall	**23**	**1617.70±72.01**	**282.81±11.02**	**1586.06±72.01**	**9.75±0.24**

Average production performance of Buffaloes in 2017-18

Average lactation yield (kg) was 1617.70 ± 72.01 (23), average lactation length (days) was 282.81 ± 11.02, 305 days milk yield (kg) was 1586.06 ± 72.01 and peak yield (kg) was 9.75 ± 0.24 was recorded.

Herd Life Production (up to 4th Lactation) during 2017-18

Ani. No.	DOB	Date of completion of 4th or more lact. or disposal	HLF (days) up to 4th or more lactation or disposal (d)	LTMY (kg.)	Productive Days	Unproductive Days	MY/day HLF
4267	17-12-2003	14-05-2017	4897	10,657.4	2146	1044	2.18
4405	03-12-2006	05-05-2017	3806	6,871.2	1527	597	1.81
4434	29-08-2007	07-05-2017	3539	6,684.4	1199	500	1.89
4426	24-07-2007	09-05-2017	3577	5,379.3	1208	498	1.50
4377	03-06-2006	09-12-2017	4207	5,965.6	1132	768	1.42
4409	17-01-2007	17-12-2017	3987	7,636.7	1236	630	1.92
4455	02-11-2010	23-03-2018	2698	8,290.4	1615	806	3.07

Note: HLF (Herd Life- Date of birth to date of completion of 4th or more lact. Or date of disposal) Productive Days (date of first calving to total days in milk), Unproductive days (total days when buffalo not give milk from the date of first calving).

Average milk composition from April, 2017 to March, 2018

Average fat was 8.11, SNF 9.52, protein 3.67, and lactose was 5.45 gm.

Reproductive Performance

Lactation / Parity	AFC (Months) (N)	SP (Days)	Days Open	DP (Days)	CI (Days)
1	50.97 ±6.08(2)	89.00 ±7.21(3)	119.00 ±20(2)		
2		58.90 ±6.19(5)	92.75 ±27.78(4)	180.2 ±15.5(6)	416.6 ±14.41(6)
3		97.85 ±9.17(13)	162.64 ±28.11(11)	246.25 ±26.04(8)	525.5 ±49.16(8)
4		73.6 ±9.37(5)	95.00 ±16.00(2)	165.75 ±30.95(8)	461.63 ±51.82(8)
5th and above		85.50 ±24.07(4)	104.50 ±37.52(4)	170.33 ±23.40(6)	390.67 ±16.21(6)
Overall	**50.97 ± 6.08(2)**	**82.94 ±5.80(30)**	**130.70 ±16.45(23)**	**193.3 ±13.47(31)**	**456.44 ±21.45(31)**

Feed and fodder (qtl.) availability

During the period 762.94 qtl. was purched and fed. Dry fodder was produced 109.6 qtl. at farm, 1947.3 qtl. purchased and 19.04 qtl. was fed to animals and balance was 152.9 qtl. 15 qtl. of concentrate was produced at farm and 1084.47 qtl. was purchased. Out of that 925.08 qtl. was fed to animals and balance was 174.39 qtl. in the stock.

Milking performance since inception

Year	No. of Animal in Milk	No. of Animal dry	Total Animal	% in Milk	Wet Av. (kg.)	Herd Av. (kg.)
2001-02	4298	6652	10950	39.25	6.92	2.72
2002-03	7946	4190	12136	65.47	5.9	3.86
2003-04	10560	4946	15506	68.1	5.99	4.08
2004-05	8731	4717	13448	64.92	6.19	4.02
2005-06	12536	7623	20159	61.69	5.66	3.49
2006-07	12299	8306	20605	59.69	5.64	3.37
2007-08	10057	7717	17774	56.58	5.7	3.23
2008-09	8975	7124	16099	55.75	5.48	3.06
2009-10	10119	7668	17787	56.55	4.27	2.42.
2010-11	9072	6836	15908	58.39	4.48	2.73
2011-12	8501	5212	13713	63.29	4.66	3.02
2012-13	8281	4412	12693	65.24	5.15	3.36
2013-14	8181	4701	12882	63.51	5.11	3.25
2014-15	10214	4639	14853	68.77	4.69	3.22
2015-16	6422(21)	6986(16)	13408(39)	47.9	5.13	2.43
2016-17	7057(25)	5936(13)	12993(38)	54.31	5.22	2.83
2017-18	**8138 (48)**	**4784 (42)**	**12922 (39)**	**62.98**	**5.55**	**3.43**

Bull wise daughters completing 1st lactation

Farm (2017-18)

Bull No.	Daughter No.	Date of birth	Date of calving	AFC (months)	Lact. Length (days)	TLMY (kg.)	SLMY (kg.)
4264	4608	21-09-2012	02-10-2016	48.26	318	1373.5	1344.3

Breeding bulls Selected for current set (VIII Set)

S. No.	Bull No.	Date of Birth	Dam No.	Sire No.	Dam's best SLMY
1	4464	24-08-2008	3701	1949	1986
2	4529	07-08-2010	4289	1971	1398.5
3	4542	28-08-2010	4189	1971	1397.5
4	4548	24-09-2010	4224	1974	1573
5	4567	21-08-2011	4330	1973	2054.9
6	4578	23-09-2011	4198	1974	1790.5

Target achieved during the year 2017-18

Trait	Target	Achieved (year)
Av. Age at first calving (months)	40	50.97
Av. Service period (days)	90	82.94
Av. days open	130	130.70
Calf mortality (0-3 months)	≤5 %	24.32 %
Wet average (kg.)	≥8.5 kg	5.55
Herd average (kg.)	≥5.5 kg	3.43

Salient Research Achievements:

1. **Four Set** of bulls completely evaluated with 4586 doses of Proven Surti Bulls.
2. Test mating from VII set completed.
3. Test mating of VIII set underway.
4. Training of bulls for IX set started.
5. No case of any reproductive abnormality reported for last year except one still birth.
6. Improvement in ALLreproductive parameters.
7. Marked improvement in ALL production parameters.

Socio-economic impact / Success stories:

The supply of high pedigreed test bulls as well as semen of test bulls and progeny tested bulls has helped in improving the scenario of Dairy Farming in the region. Farmers of the region are showing interest towards buffalo rearing for milk production as evident from positive growth rate of buffaloes in comparison to cattle in addition; Buffalo contributed more than 90% of total income from livestock, indicating importance of buffalo in socio-economy of farmers in the region

Constraints if any

For strengthening of field testing programme:

Recurring contingency is short to meet out the increased cost of feed and fodder, labour, medicine and liquid nitrogen.

1. Training programmes may be organized for the buffalo keepers with the provision of sufficient fund for the same.

2. Provision for 6 posts of inseminators on fixed wages of Rs. 8000 pm. (Rs. 5.76 Lacs/year)
3. Atleast Rs 6.0 lacs for incentives to the registered farmers in terms of vaccination, deworming, mineral mixture supply and organizing treatment camps and events e.g. animal fare.
4. Provision of 2 motorcycles for efficient supervision of field unit centers costing Rs. 2.0 lacs.

Focus of work in the coming year

Field unit

1. Strengthen progeny testing programme in the field.
2. Identify elite buffaloes in farmers herd for nominated mating.
3. Treatment camps and animal competition will be organised at all the field centres to get better cooperation of farmers.
4. Procure male calves born from nominated mating at farmers herd.
5. Survey of socio-economic parameters of registered farmers will be under taken seasonally.
6. Increasing the foot-print of the project by opening new centers.

Institutional herd

1. Preserve required number of doses of **VIII set** of bulls.
2. To preserve doses of IX set of bulls.
3. Efforts will be made to increase reproductive and productive efficiency of institutional herd.
4. Conduct behaviour study onsexual behaviour milking behaviour and physiological behaviour.

Field Unit – Surti Buffalo

Herd Strength of Registered Females at Different Field Unit Centers in 2017-2018.

Center	Opening balance	Addition			Deduction			Closing balance
		Birth	Purchased	New Reg.	Sold	Death	Reg. Cancelled	
Menar	1120	36	0	0	6	3	720	427
Rundera	1236	49	0	0	19	15	784	467
Navania	924	54	0	0	16	11	539	412
Tarawat	523	22	0	0	4	5	197	339
Dhamania	497	33	0	31	4	3	0	554
Total	**4300**	**194**	**0**	**31**	**49**	**37**	**2240**	**2199**

Status of Breedable Females at Different Field Unit Centers in 2017-2018

Center	Heifers >3 years		Buffalo Non Pregnant		Buffalo Pregnant	
	Total	Pregnant	In milk	Dry	In milk	Dry
Menar	103	15	129	26	5	52
Rundera	117	42	135	5	18	57
Navania	90	20	110	24	16	59
Tarawat	65	18	75	11	38	66
Dhamania	125	34	123	14	38	107
Total	**500**	**129**	**572**	**80**	**115**	**341**

Bull wise AI, Conception, Calving and Daughters Retained till milk recording

Bull No./ Set No.	Total AI	Conception	Calving		Daughters retained up to				
			Total	Female	1 year	2 year	3 year	Calving	Recording
1948/I	43	20	18	6	0	0	0	1	1
1949/I	0	0	0	0	0	0	0	2	2
1950/II	2	0	0	0	0	0	0	2	2
1951/II	87	20	17	10	0	0	0	1	1
1952/II	58	18	18	8	0	0	0	0	0
1953/II	50	12	8	1	0	0	0	1	1
1954/II	65	13	11	4	0	0	0	1	1
1955/III	499	105	84	38	0	0	0	18	17
1956/III	523	128	86	35	0	0	0	18	16
1957/III	952	183	157	60	0	0	0	20	17
1958/III	572	135	108	46	0	0	0	16	15
1959/III	573	141	112	58	0	0	0	19	17
1960/III	15	4	1	0	0	0	0	0	0
1961/III	705	187	143	60	0	0	0	22	20
1962/III	88	13	9	5	0	0	0	2	2
1963/IV	842	222	168	70	0	0	0	14	13
1964/IV	489	144	118	54	0	0	0	15	14
1965/IV	578	152	120	49	0	0	0	10	9
1966/IV	373	80	72	36	0	0	0	14	12
1967/IV	423	112	77	33	0	0	0	10	9
1968/IV	752	222	178	79	0	0	0	15	14
1969/IV	950	270	221	86	0	0	0	15	14
1970/IV	130	34	24	12	0	0	0	3	3
1971/V	336	93	77	31	25	20	15	10	7
1972/V	363	117	90	37	35	28	18	12	9
1973/V	388	122	108	43	37	33	28	10	9
1974/V	877	296	230	94	68	60	53	25	22
1975/V	954	298	236	106	86	76	75	18	13
1976/V	1322	401	329	135	114	92	75	16	9
1977/V	1490	469	379	157	121	103	88	24	17
1978/V	1821	634	507	222	187	160	127	35	20
4203/VI	935	322	247	101	85	78	46	10	5
4229/VI	1776	571	418	180	164	139	120	19	15
4264/VI	1579	514	396	174	149	125	116	16	12
4299/VI	1477	466	343	153	127	105	84	16	10
4302/VI	543	176	129	57	49	46	35	6	5
4321/VI	226	67	49	22	18	16	12	2	2

Bull No. / Set No.	Total AI	Conception	Calving		Daughters retained up to				
			Total	Female	1 year	2 year	3 year	Calving	Recording
4323/VI	359	95	89	38	32	28	19	3	2
4373/VII	587	195	149	60	42	17	0	0	0
4392/VII	623	189	148	58	39	31	15	0	0
4403/VII	1130	362	267	92	57	38	28	3	0
4413/VII	869	289	227	91	75	45	13	1	1
4429/VII	640	197	148	66	49	44	6	0	0
4458/VII	574	170	134	51	40	7	0	0	0
4497/VII	451	126	88	33	25	0	0	0	0
4464/VIII	360	99	61	28	1	0	2	0	0
4529/VIII	755	228	135	53	0	0	0	0	0
4542/VIII	180	49	25	9	0	0	0	0	0
4548/VIII	569	172	41	17	0	0	0	0	0
4567/VIII	788	193	98	42	0	0	0	0	0
4578/VIII	656	183	84	36	0	0	0	0	0
Total	**31397**	**9308**	**6982**	**2936**	**1625**	**1291**	**975**	**445**	**358**

5.3 Other Research Project

Rasthriya Krishi Vikas Yojana (RKVY) Project:

1. Establishment of Microbiological and Biotechnological Information System Network (Bioinformatics and Chemo-informatics) Centre for exploring interconnections for molecular Biological Applications in the field of Veterinary and Animal Husbandry.

Physical Targets

- Characterization of TLR 1 in camel genome.
- Identification, characterization and use of unique hypothetical proteins for detection of mastitis causing bacterial pathogens.
- To study the combined effect of antibiotics along with kk20 (an Anti-Microbial Peptide identified from B defensing of Tharparkar breed of cattle) and Nisin antimicrobial peptide on planktonic and biofilm morphology of Pseudomonas aeruginosa.
- To study the role of MNK1 (an host factor that regulates host protein synthesis machinery) in BPXV replication and to study antiviral drug resistance of MNK1 inhibitor (CGP57380) against BPXV.
- To study epidemiology of PPR in Rajasthan and role of DUSP1 and KDMA6A PPRV replication.

Physical Achievement

- Identification & characterization of various TLR's in camel have been done.
- Genetic diversity study in different cattle breeds (Tharparkar, Gir, Kankrej, Sahiwal, Rathi and Nagauri) and sheep breeds (Chokla, Nali, Marwari and Magra) was done by using various microsatellite markers and genetic software's.
- Identification and Characterization of Campylobacter Jejuni isolated from poultry was done, where Campylobacter isolates were obtained and all were confirmed to be C. jejuni molecularly.
- Multiplex PCR was designed and used for detection of various microorganism associated with infectious Bovine abortion simultaneously by using in-house species specific primers.
- A1 and A2 Polymorphism in β-casein gene and lactoferrin gene fragment in indigenous cattle breeds Tharparkar, Rathi, Kankrej and Sahiwal were screened for β-casein A1/A2 variants. The first three breeds exhibited the A2A2 genotype at a frequency of 1.00, whereas the Sahiwal exhibited A2A2 genotype at a frequency of 0.871.
- Combined effect of synthetic peptide and antibiotics on efflux pump was studied in *E. coli*. In this study we designed two peptides namely SG15 and GG15. When we combined those peptides with antibiotics, they showed the synergistic effect and inhibit the efflux pump in *E. coli*.
- Sequencing, assembly, Nucleotide and protein sequence submission in NCBI has been achieved. Protein domain analysis, evolutionary analysis, 3D structure formation and validation has been achieved.
- Sequencing of myostatin gene has been achieved, Filtering, quality check and assembly were processed after sequencing. Evolutionary analysis and 3D structure model was constructed and validated. Association study of myostatin gene was done in Malpura breed of sheep.
- Procurement of Scanning Electron Microscope been achieved.
- Procurement of Laboratory Instrument, Chemical and Reagents. Procurement of PCR.

2. Establishment of Live Demonstration Models of Diversified Livestock Production System for Motivating Adaption to Enhancing Agricultural Income.

Physical Targets

- To establish model of diversified livestock production system with efficient use of available resources.
- To promote livestock owner through live demonstration to adopt this model to increase farm income for better livelihood and efficient use of available natural resources.
- Training of Farmers.
- Research work for P.G. and Ph.D. Students.

Physical Achievement

- As per the mandate of the project Diversified Poultry species (Viz. chicken, ducks, turkey, guinea fowl, quails and emus) Rabbits, camel and buffaloes, fodder museum is being maintained.

- Trainings organized for farmers under project=3 in which 113 farmers were trained.
- Total no. of farmers and others visited museum= 1387.
- Total No. of Schools and colleges visited the museum= 12.
- Total No. of students visited the museum= 909.
- Research work under project- Total 7 (Two Ph.D. and 4 P.G. Students have completed their part of research work under project and one Ph.D. scholar's research work is going on)
- Total income generated under project-Rs. 23,55,186/-

3. Establishment of Malvi Cattle Breeding Farm and setting up of an Institute for starting Diploma in Animal Husbandry Programme. (AHDP), Dag, Jhalawar

Physical Targets

- To establish a herd performing Malvi cows to act as open nucles farm of this breed and its conservation to strengthen Heritage gene bank of the state.
- To improve milk production and growth rate by scientific management and nutritional practices as well as through selective breeding.
- Production and reproduction performance.

Physical Achievement

- Recruitment/ hiring of staff- Hired 03 Teaching Associate, 01 Vety. Officer, 01 Livestock Assistant, 02 Ministerial Staff and 25 farm worker on contractual basis (2015-16).
- Creation of physical facilities/ infrastructure- Construction of cattle sheds, feed and fodder store, milking parlor, calving line and calf sheds and residential quarters are completed.
- Procurement of equipment/ machinery etc- Purchased.
- Survey of Malvi cattle for superior germplasm in the breeding tract- In progress.
- Purchase of superior germplasm of Malvi cows and bull calves/ adult bulls- Purchase 115 adult female and two bulls total herd strength is 345 as on 31.03.2019.
- Rearing and breeding of Malvi cattle- Total 24 bulls were distributed to farmers for breed improvement.
- Introduction of Managemental practices – In Progress.
- Data collection and evaluation – In progress.
- AHDP Institute- Started and two batches pass out.

4. Establishment of Goat Breeding Farm for Demonstration and Dissemination of Remunerative Goat Farming System at Angai Sarmathura

Physical Targets

- Breed improvement in goat for the milk and meat purpose.
- Conservation of indigenous breed of goats.
- Increase animal protein availability to fulfil the nutritional requirements to reduce malnutrition of the human population of the state.
- Enabling the small producer to have better forward and backward linkages specially marketing to livestock and products, participate in the process of globalization, growth and modernization of the livestock sector.
- To utilize goat as tool for economic and social development and gender equity.

Physical Achievement

Establishment of Goat Breeding Farm for Demonstration and dissemination of Remunerative Goat Farming System

- Infrastructure has been created.
- Electricity connection has been done.
- Process of water supply connection has been already under process.
- Purchasing of the animals under process.

5. Centre for Diagnosis, Surveillance & Response of Zoonotic Diseases

Physical Targets

- Creation of Laboratory.
- Procurement of Instruments, Resources, Chemicals, lab wares etc.
- Hiring Services of Contractual Research/ Field Staff.
- Data Collection and Data Mining for historical zoonotic diseases.
- Standardization of Laboratories, preparation of SOPs and procedures for diseases.

Physical Achievement

- The Construction of laboratory is at its final stage and likely to be completed soon.
- Procurement of Instruments, Resources, Chemicals, Lab wares etc. In which some of the Instruments (like Multimode Plate Reader, Real Time PCR, CO2 Incubator, Non-Refrigerated, Centrifuge, Refrigerated, Micro-Centrifuge, Large Capacity Refrigerated, Centrifuge, Refrigerated Incubator shaker, Gel-Electrophoresis, Gel-Document System, Laboratory Water Purification System, Ultra-Low Deep Freezer -80C, Bio-Safety Cabinet A2 type, Bio-Safety Cabinet B2 type, -20C Deep Freezer, Magnetic Stirror, pH meter, Vortex, Micro-wave Oven etc.) Lab wares etc. have been purchased and other instrument etc. purchasing is in under progress.
- Contractual Staff have been hired and working here continuously.
- Different districts of Rajasthan were covered for the study of prevalence of zoonotic diseases like Jaipur district, Dausa, Sawai-Madhopur, Karoli, Dholpur, Alwar, Sikar, Shri-Ganganagar, Kota, Nagaur, Sirohi, Bikaner, Udaipur, Chittorgarh, etc.
- Survey has been done from the field workers, farmers, livestock holders and para-veterinarian staff from the different-different districts of the state.
- Data has been collected from various departments like Medical/Human Health, Planning, Animal Husbandry etc.
- In the project some important zoonotic diseases which are relevant to Rajasthan state are covered for the purpose of the Diagnosis, Surveillance and Response to Zoonotic diseases.Viz-Brucellosis, Salmonellosis, Tuberculosis, Para-tuberculosis, Rabies.
- Different type of samples were collected for the purpose of diagnosis of the different zoonotic diseases like Blood/ serum, Faecal sample, Cloacal swab, Ceacal content etc.
- More than 2000 farmers and livestock owners were benefited in different activities of the project.
- SOPs for different equipment have been prepared.

6. Genetic Improvement of Tharparkar Cattle to be implemented in Jaisalmer

Physical Targets

- To enhance production and productivity of existing.
- To make available elite male germplasm of high genetic merit of Tharparkar cattle by application of breeding technologies for semen collection and natural breeding for long term usage and dissemination to improve productivity of off farm animals.
- To Undertake ancillary studies with respect to production, nutrition and management by generation of new technologies and application of available technologies and knowledge for refreshing demonstrable ideal practices.
- To utilize cow waste material (dung, urine etc.) by making products for demonstration and training to cattle rearers.
- Studies on Value addition of milk and milk products by making various products for assessing their shelf life as well as liking by people for searching and demonstrating additional income possibilities.

Physical Achievement

- Herd Strength - 350
- Peak Yield (Kg) - 26.00
- Average Milk Yield in 305 days (in KG) - 2303
- Average age at First calving in Months - 39.59
- Average Lactation length - 279.50
- Wet Average - 7.74
- Hard Average - 5.17
- Improved Germplasm supplied - 125

CATTLE BREEDING FARMS

7. Conservation, Evaluation and Improvement of Rathi cattle through breeding LRS Bikaner

Physical Targets

- Improvement, evaluation and conservation of Rathi cattle germplasm.
- To study genetic aspect of performance for improvement in milk production.
- Distribution and sale of Rathi germpalsm to the farmers and development agencies.
- Transfer of production technology at grass root level.

Physical Achievement

- 327 (Female- 268 and Male- 59).
- Total Lactation yield (Lit.) 1973.35 ,300 days yield (lit.) 1964.31, Lactation length (Days) 272.39, Peak Yield (Lit.) 11.43 and Dry Period 135.58 days. The overall wet average was 7.12 liter and herd average 3.66 liter was observed.
- The average reproduction performance of cattle of LRS like Age at first service (AFS) 955.13 days, Age at first calving (AFC) 1222.91days, Calving interval (CI) 411.11 days and Service Period (SP) was 411.11 days
- Elite germplasm distributed to farmers, Goshalas, Panchayat and breeders for breeding purpose to conservation and propagation of this indigenous cattle. During year of 2018-19 total 220 Rathi animals including 109 male and 111 females were distributed.

8. Conservation, Evaluation and Improvement of Rathi cattle through breeding LRS Nohar (Associated herd of Rathi Cattle)

Physical Targets

- Improvement, evaluation and conservation of Rathi cattle germplasm.
- To study genetic aspect of performance for improvement in milk production.
- Distribution and sale of Rathi germpalsm to the farmers and development agencies.
- Transfer of production technology at grass root level.

Physical Achievement

- Herd Strength - 243
- Lactation milk Yield (lit.) – 2815.82
- Peak Yield (Kg) – 15.50
- Lactation length – 331.88
- Average age at First calving (Months) – 43.75
- Income – 86.84 lakhs

9. Conservation, Evaluation and Improvement of Tharparkar cattle through breeding LRS Chandan

Physical Target

- Evaluation, Improvement and Conservation of Tharparkar cattle germplasm.
- Distribution/Sale of improved Tharparkar cattle germplasm to the farmers and development agencies.
- Demonstration of livestock production technologies to the livestock owners on their visit at the farm.

Physical Achievement

- Herd Strength - 284
- Peak Yield (Kg) - 26.00
- Average Milk Yield in 305 days (in KG) - 2114.11
- Average age at First calving in Months - 39.59
- Average Lactation length - 277.00
- Wet Average - 6.50
- Hard average - 4.14
- Improved Germplasm supplied - 78

10. Conservation, Evaluation and Improvement of Tharparkar cattle through breeding LRS Beechwal (Associated herd of Tharparkar Cattle)

Physical Targets

- Herd Strength - 140
- Peak Yield (Kg) - 20.00
- Average Milk Yield in 305 days (in KG) - 2400.00
- Average age at First calving (AFC) in Months - 36
- Average Lactation length (Days) - 282
- Wet Average - 8.00
- Hard Average - 6.00
- Improved Germplasm supplied - 40

Physical Achievement

- Herd Strength - 147
- Peak Yield (Kg) - 25.20
- Average Milk Yield in 305 days (in KG) - 2493.53
- Average age at First calving (AFC) in Months - 33
- Average Lactation length (Days) - 282
- Wet Average - 8.97
- Hard Average - 6.19
- Improved Germplasm supplied - 47

11. Conservation, Evaluation and Improvement of Kankrej cattle through breeding LRS Kodamdesar

Physical Target

- Improvement, evaluation and conservation of Kankrej cattle.
- To study genetic aspect of performance for improvement in milk production.
- Distribution and sales of Kankrej germplasm to the farmers and development agencies.
- Transfer of production technology at grass root level.

Physical Achievement

- Herd Strength- 554 (Female- 364 and Male- 190)
- Total Lactation yield-1370 lit.
- Lactation length - 203 days
- Wet average was – 5.8 liter
- Herd average 2.3 liter was observed.
- Highest lactation yield recorded 3024.1 lit.
- Age at first calving (AFC) –50.83 months
- Calving interval (CI) –402 days
- Dry period- 198 days
- Days to attain peak yield- 55 days
- During year of 2018-19 total 221 Kankrej animals including 80 bull calves and 80 females calves and 61adult cows were distributed.

12. Conservation, Evaluation and Improvement of Gir cattle through breeding LRS Vallabhnagar

Physical Target

- Evaluation, Improvement and Conservation of Gir cattle germplasm.
- Dissemination of improved Gir cattle germplasm.
- Demonstration of modern livestock production and management practices to the livestock owners on their visit at the farm.

Physical Achievement

- Herd Strength - 284
- Peak Yield (Kg) - 15
- Average Milk Yield in 305 days (in KG Elite Herd)–3006.13
- Average age at first calving in months - 65
- Calving Interval 17 Months (Days) – 510
- Dry Period (Days) - 186
- Average Lactation Yield – 1842.18
- Average Lactation length (days) - 303
- Wet Average - 6.08
- Hard average - 3.24
- Distributed Improved germplasm supplied - 52

13. Conservation, evaluation and improvement of Sahiwal cattle through breeding LRS Kodamdesar

Physical Target

- Evaluation, improvement and conservation of Sahiwal cattle.
- To study genetic aspect of performance for improvement in milk production.
- Distribution and sales of Sahiwal germpalsm to the farmers and development agencies.
- Transfer of production technology at grass-root level.

Physical Achievement

- Herd Strength - 273
- Distribution and sale of germplasm- 431 (Male- 176 and Female- 255)
- Improvement in production and reproduction performances
- Total average milk production per lactation per cow (kg)- 1934
- Average Lactation length (Days) - 270
- Wet Average - 6.53
- Hard Average - 3.05
- Average calving interval (Days)- 440
- Average dry period (Days)- 165
- Average age at first calving (Months)- 42
- Average days to attain peak yield (days)- 70

STATE PLAN CENTRES

14. Apex Centre for Animal Disease Investigation, Monitoring and Surveillance, CVAS, Bikaner

Physical Target

- The main target was to monitor the health of the livestock and poultry in the state, to diagnose the disease through sample investigation, to control disease outbreaks, research on most common

and fatal infections and training to vets and paravets.

Physical Achievement

- Different samples received from hospitals, farmers, clinics and various other govt./ private agencies were processed for diagnosis of diseases and detecting effective drugs for treatment of such infections.
- Disease outbreaks in livestock were attended and controlled.
- Research on phenotypic and genotypic characterization of *S. aureus* obtained from subclinical and clinical mastitis in Buffalo was carried out to understand pathogenicity and antibiotic resistance/ sensitivity of this important organism.
- Monthly disease forecast bulletin was developed and distributed through Director, Extension education.
- Regular column was published on the current animal health problems and control of various seasonal diseases every month in Pashu Palan Naye Aayam for farmers' point of view.
- Telephonic and in person consultancies were provided to field vets and paravets in regarding to disease diagnosis and control.
- Various publications were made in different scientific journals.

15. Centre for Etheno Veterinary Practice & Alternative Medicines

Physical Target

- Collection of information on ethno-veterinary Practices and evaluation of herbal drugs is continuous.
- Research on herbal formulations
- Investigation of clinical efficacy of herbal extracts in sub clinical mastitis in crossbred cattle.
- Evaluation of crude formulations of Piper nigrum for therapeutic potential in sub clinical mastitis in cattle.
- Clinical trials of herbal formulations developed by the centre (CEVPAM, RAJUVAS) for assessment of their therapeutic potential in skin disorders in camels.
- In vitro antibacterial activity against common bacteria responsible for calf diarrhoea and in vivo therapeutic efficacy of extracts of Aegle marmelos against bacterial pathogens associated with calf diarrhoea.
- Research in Panchgavya.
- The bioenhancer activity of cow urine distillate was investigated to see pharmacokinetic alteration when co-administered with moxifloxacin, a fluoroquinolone anti microbial agent.
- Research on Panchgavyaghrit.

Physical Achievement

- Continuously being done.
- Research work and submission of Ph.D. thesis entitled 'Study of therapeutic potential and anti oxidative potential of Withaniasomnifera, Citrulluscolocynthis and Piper nigrum in sub clinical mastitis in crossbred cattle.'
- M.V.Sc. research work done with submission of thesis entitled "Therapeutic studies of Piper nigrum on sub clinical mastitis in cattle"
- M.V.Sc. research work done with submission of thesis entitled "Therapeutic studies on sarcopticosis and dermal mycosis in camels."
- M.V.Sc. research work done with the data presented in thesis seminar of thesis entitled "Therapeutic studies of Aegle marmelos in calf diarrhoea."
- The M.V.Sc. thesis work entitled "Disposition kinetics of Moxifloxacin and its alteration by cow urine distillate in calves" has been done.
- In one of the research work 250 g Panchgavyaghrit was administered with 120 g Piper nigrum powder to lactating cows having sub clinical mastitis and 40 percent cure rate was recorded by this combination.

16. Centre for Conservation of Animal Biodiversity

Physical Target

- Identification of biotic and a biotic stress threatening diversity. And to mark the species of most concern.
- Characterization and conservation of Animal Genetic Resources of domestic and wild animals. To improve genetic base of domestic animals, strengthening the availability of superior germplasm of domestic animals.

- To conduct various research activities in respect with conservation of animal biodiversity of the state.
- To provide care and treatment to the livestock and wild animals concerned.
- Collaborate with other institutes for knowledge and technology transfer.
- Impart training and education to communities, NGO's, wildlife workers and other officers concerned.
- Impart training and education to farmers and villagers for knowledge and technology transfer.
- Handling of the economic data and its extrapolation to forecast.

Physical Achievement

- Various off campus and on campus farmers trainings were organized for farmers of different villages to educate them about the benefits of biodiversity, importance of indigenous livestock breeds, role of biodiversity in daily life, treatment and health care of animal for their conservation and promotion. About 113 farmers were benefited in these trainings.
- Three healthcare camp were organized in different villages. 31 farmers/Pashupalak and 1105 animals were benefited in these camp.)
- SMS advisory system is very beneficial for disseminate the knowledge among farmers and other concern person. Total 50000 SMS will be sent to the farmers to create awareness about biodiversity.
- Different kinds of new publication were distributed under this project to the farmers for information regarding what are biodiversity and its importance, various economic importance of biodiversity, knowledge about different indigenous species of animal and conservation of animal biodiversity.
- We have been made knowledge centre for training and education to Farmers communities, NGO's, wildlife workers and other officers concerned.
- Collection of DNA Samples of indigenous breeds of cattle- In this activity we collect DNA samples of different indigenous breed of cattle which is preserve at -80°C and also provide for further research (Characterization of gene. At present total 50 samples of 10 Sahiwal cattle were isolated and preserved at -80°C.

17. Centre for Organic Animal Product Technology

Physical Target

- Extension & Trainings.
- Research Activities.
- Vermi compost unit.
- Azolla units.
- Establishment of Organic Goat Farm.
- Establishment of Organic Poultry Farm.
- E-Services by Centre.

Physical Achievement

- **Extension & Trainings:** As per mandate and to enhance organic animal production and technologies in the state. Survey conducted, area identified and trainings being conducted for farmers and total **85** farmers have been trained in year 2018-19.
- **Research Activities:** Milk sample have been collected from livestock research station and analyzed for residues of antibiotics for research activities.
- **Vermi compost unit:** A Vermi compost unit as a organic manure production at LRS CVAS Bikaner being maintained for demonstration of farmers.
- **Azolla units:** Azolla units unit as a organic feed being maintained at LRS CVAS Bikaner for demonstration of farmers.
- **Establishment of Organic Goat Farm:** Establishment of model organic Goat farm of 100 goat and 40 hector land to develop as organic goat unit in the LRS, Beechwal
- **Establishment of Organic Poultry Farm:** Establishment of Organic poultry farm of 100 poultry birds to develop as organic poultry unit in the poultry section, CVAS, Bikaner.
- **E-Services by Centre:** Farmers of state regularly advised promoted for organic animal production by following services: RAJUVAS helpline services. Mobile advisory services. SMS services. Whats App services.

18. Centre for Excellence for use of Space based Technology in Animal Science

Physical Target

- The centre was expected to develop and make use of space-based technology in improvement of animal science sector for improved management and production

Physical Achievement

- Mapping of disease outbreaks in various species of animals in the state was done.
- Mapping of disease prevalence in various species of animals in the state was done.
- Studies on Migratory birds at Jorbeer Conservation Reserve, Bikaner were carried out.
- Developed GIS maps for Shri Ganga Jubli Pinjra Prol Goshala part 1 to 3, Sant Shri Sevaram Goshala part 1 to 2, Shri Radhakrishana Goshala samiti and Shri Sohanlal Ji Bula Devi Ji Ojha Goshala Samiti to suggest better management of animals.
- Prevalence of S. aureus bacteria from milk sample, udder swab, milker hand, and drinking water of Goshalas. Antibiogram were observed against isolates for different antibiotics.
- Study of some disease outbreaks in relation to temperature humidity index are Brucellosis, Theileriosis, Babesiosis, Trypanosomiaisis, Black Quarter.
- Wildlife census was done at Jorbeer conservation reserve, Bikaner on 30.04.18.
- Participated in Third desert bird festival (14.01.2019), at Jorbeer, Bikaner
- Attended XIIth Annual Convention of Association of Indian Zoo and Wildlife Veterinarians & National Conference on ''Wildlife Health Management Vis-à-vis Prospect of Mitigation of Extrinsic Influences Impinging their Conservation'', oral and poster presented of above two article, organised by College of Veterinary and Animal Sciences GBPUA&T, Pantnagar on dated 29-30.9.2018.
- Attended National Symposium on "Holistic Approach in Veterinary Medicine for Better Animal Health to Meet Challenges of One Health Mission" and 37th Annual Convention of Indian Society for Veterinary Medicine, organized by Department of Clinical Veterinary Medicine, Ethics & Jurisprudence, CVAS, RAJUVAS Bikaner on dated 1-3.2.2019.
- Research publications:
  - (a). AK Kataria, N Kataria, RK Pareek, Akriti, Diwakar, S Choudhary and RN Kumawat (2018). Effect of temperature humidity index (THI) on migration of Himalayan Griffon at Jorbeer Conservation Reserve Bikaner. Entomology and Zoology 6(5): 747-751.
  - (b). AK Kataria, N Kataria, RK Pareek, Akriti, Diwakar, and RN Kumawat (2018) Migration pattern of Himalayan Griffon (Gyps himalayansis) at Jorbeer Conservation Reserve, Bikaner (Rajasthan) in relation to temperature humidity Index. XIIth Annual Convention of Association of Indian Zoo and Wildlife Veterinarians & National Conference on ''Wildlife Health Management Vis-à-vis Prospect of Mitigation of Extrinsic Influences Impinging their Conservation''.
  - (c). AK Kataria, N Kataria, RK Pareek, Akriti, Diwakar, and RN Kumawat (2018) Gauging of spatio temporal sorority between White eyed buzzard epoch and Environmental features at Jorbeer Conservation Reserve, Bikaner Rajasthan (India). XIIth Annual Convention of Association of Indian Zoo and Wildlife Veterinarians & National Conference on ''Wildlife Health Management Vis-à-vis Prospect of Mitigation of Extrinsic Influences Impinging their Conservation''

19. Centre for Studies on Wild Life Management & Health

Physical Target

- The target was to carry out studies targeting various aspects of health of wild animals and their management and training to persons dealing in wildlife activities

Physical Achievement

- Studies on gastrointestinal parasitism in wild captive animals located at Bikaner and Jodhpur were done to assess the parasitic load and the ways to control these parasites.
- Research on Escherichia coli isolated from different species of wild captive animals (Jodhpur) and birds (Bikaner) was conducted to assess their pathogenicity and effective drugs were identified for the treatment of such infections.

- Studies on migration patterns in relation to temperature and humidity index for native wild birds at Jorbeer Conservation Reserve, Bikaner was carried out throughout the year.
- An educational tour of students of 3rd year B.V.Sc. & A.H., College of Veterinary and Animal Science, Bikaner was taken to various wildlife sanctuaries and parks situated in Rajasthan during 17-21 July 2018.
- Wildlife census was done at Jorbeer conservation reserve, Bikaner on 30.04.18.
- Participated in Biodiversity day on 22.5.18 organized by CCF wildlife, Bikaner and lecture was delivered.
- Wildlife week was celebrated during 1-7 Oct. 2018 in collaboration with DCF wildlife.
- Three day training programme for 25 forest guards and foresters from Department of Forest, Government of Rajasthan on the topic "Wild animal rescue technique and its care" was conducted at College of Veterinary and Animal Science, Udaipur during 19-21 Dec. 2018.
- Two day training programme for pastoralists/ farmers of villages surrounding Jawai on Animal Husbandry and Dairy Development under Forest Scheme Van Dhan Yojna during 24-25 jan.at College of Veterinary and Animal Science, Udaipur.
- One day Workshop for forest guards and foresters (55) from Department of Forest, Government of Rajasthan on the topic "Vanyjivapradhniyantran" was conducted at CSWMH, College of Veterinary and Animal Science, Bikaner, on 15 March 2019.
- Participated in Third desert bird festival (14.01.2019), at Jorbeer, Bikaner.
- Attended National Conference and National Symposium.
- Research publication was made from the centre on various aspects of wildlife and their conservation.

20. Centre for Disaster Management Technology for Animal

Physical Target

- National seminar
- Trainings SDRF Personnel
- Animal Disaster Management Awareness Trainings
- Publish Folders

Physical Achievement

- The centre organized its second National Seminar entitled " Recent Development and Strategies for Management of Disasters in Animals" on 13th – 14th March, 2018. 75 delegates participated in the seminar and 22 papers were presented.
- Centre for Disaster Management Technology for Animals, Rajasthan University of Veterinary and Animal Science, Bikaner, organized training for State Disaster Response Force (SDRF) regarding Disaster Management in Animals. First batch of 27 SDRF personnel was organized from 29th May to 7th June 2018. Second batch of 27 SDRF personnel was organized from 20th June to 29th June 2018 and third batch of master training for 18 SDRF personnel was organized from 30th July 2018 to 8th August 2018.
- The centre organized in campus-off campus camps/ training programme from time to time to educate farmers and livestock owners about animal disaster management awareness. Total 19 training organized by the centre from April to March 2019.
- The centre published folder entitled "Animal Protection from Disaster".

21. Vaccinology & Biological Product Research Centre

Physical Target

- Evaluation of the effectiveness of commonly used vaccine candidates.
- Analyze new generation veterinary vaccines for their immunogenic potential.
- To devise strategies in the field of DIVA
- To maintain a stock of bacterial type cultures for use in veterinary biologicals. Isolation of bacterial type cultures for *E. coli* and *Pseudomonas* spp.
- Human resource for use and maintenance of veterinary biologicals.
- To develop models of estimation of vaccine impact in animal population of Rajasthan.
- Establishment of Vaccinology Research Centre.

- Survey and evaluation of standard operative procedures applicable in veterinary biological production.
- Assessment of effectiveness of commonly used veterinary vaccines in Rajasthan.
- Evaluation of different diagnostic reagents and tests used for animal diseases prevalent in the state of Rajasthan.
- Initiate research in the field of sub-unit vaccine against animal diseases prevalent in the state of Rajasthan.
- Initiate in the field of DIVA.

Physical Achievement

- In progress
- In progress
- The magnetic imprinted and Non-Imprinted polymers were synthesized, which recognize Fluoroquinolone antibiotic having high sensitivity and selectivity for Enrofloxacin. The imprinted/ non-imprinted polymers were compared using FTIR and Scanning Electron Microscopy.
- Synthetic peptides were designed and analyzed for their capability to block *E. coli* efflux pump named AcrAB-TolC. On comparison, these peptides were found at par with CCCP, and established antimicrobial drug.
- Training of 5 batches of internship students.
- Preparation of Vaccine for *pseudomonas aeruginosa* using CRISPER/Cas9 technology in progress.
- Construction of Premises/ building as per the biological safety standards completed.
- Designing and analysis of synthetic peptides to work synergistically with antibiotics to block efflux pumps of *E. coli*. Two synthetic peptides SG-15 and GG-15 were designed with the objective to block AcrAB-TolC efflux pump of *E Coli*.
- In progress.
- In progress.
- In progress.
- In progress.

22. Animal Bio Medical Waste Disposal Technology Centre

Physical Target

- Centre organizes training programs for different target groups regarding hazards and safe disposal of bio-medical waste.
- Research activities related to disposal of animal bio medical waste is to be undertaken.
- Attempts will be made to evaluate microbiological status of different biomedical wastes generated by Private and Government hospitals, Clinics including laboratories and other healthcare units.

Physical Achievement

- Preparation of Poster and Prepared a visual model for segregation, packaging, transportation treatment and disposal of biomedical waste.
- A first hand on training was organized by the centre on 15/01/2019 to Livestock Assistants, Department of Animal Husbandry, Bikaner on "पशु जैव चिकित्सकीय अपशिष्ट का उचित प्रबंधन एवं निस्तारण". Total 52 personals were trained during this training.
- A second hand on training was organized by the centre on 16/03/2019 to Nursing Staff, Railway Medical Hospital, Lalgarh, Bikaner on "जैव चिकित्सकीय अपशिष्ट का उचित प्रबंधन एवं निस्तारण". Total 40 personals were trained during this training.
- Study of bacterial flora from different types of hospital waste.
- Main findings of research:
- Isolation and identification of bacteria from pus samples

23. Engineering and Technology Centre for Animal Science

Physical Target

- To carry out research and designing technologies as well as machinery for value addition of Livestock products and to improve husbandry status.

Physical Achievement

- Prototype of Nipple Drinking system for Poultry Farm
- Planning of various designs of shed – The centre provided drawings of sheds considering climate condition for Gir cattle at Udaipur, Rathi cattle

at Bikaner, Sahiwal and Kankrej cattle at LRS Kodamdesar and various other sheds.

- Developed prototype animal Travis's – It include Travis for cow, horse, Camel, dog etc. This innovative activity has provided comforts for treatment of animals.
- Provide Summer training to Engineering students (Degree and Diploma).

24. Livestock Feed Resource Management and Technology Centre

Physical Target

- Identification of potential non-conventional feed resources and exploration of the possibilities of their utilization at optimum level in animal diet by animal experimentation and validation
- Formulation of least cost economic rations for various categories of animals in respect with production and physiological stage of life.
- Development and refinement of feed technologies to improve efficiency of feed utilization particularly low quality crop residue.
- Improvement in status of feed resources availability both in term of quality and quantity by identification of high yielding varieties of fodder crop and pasture component.
- To develop protocol and strategy for establishment of improved verities in the specific areas suitable for identified feed resources.
- Improvement in nutrient content of crops utilization in animals by applying various agronomic / plant breeding techniques
- The improved varieties both in terms of quality and quality will be subjected to animals experimentation for validation.

Physical Achievement

- This centre is actively involved in analysis and interpretation of feed resource availability to derive strategy for optimum use of available feed resource.
- Potential non-conventional feed resource like maize groat was used for cattle feed formulation at LRS, Beechwal and explored the utilization of maize groat at the rate of 7 to 8% in cattle feed successfully.
- To promote nonconventional feed resource such as Azola production as a highly nutritive feed for improved animal production, its culture was provided to 20 livestock owners in the year 2018-19.
- LFRMTC provided technical support and least cost feed formulation to cattle feed plant LRS, Beechwal, RAJUVAS, Bikaner. Journey of cattle feed production was started from 200 kg feed production and achieved 6000 kg of feed in a single day. A total of 18000 kg feed was manufactured at this cattle feed plant till 31.03.2019.
- Ground work for value added compacted feed block was done and it will be promoted by LFTMC at LRS, Beechwal, LRS, Kodamdesar and LRS, Bikaner in 2019-20.
- This centre has been prepared two experimental plots of sewan for the purpose of mother stock which will be utilized for the establishment of sewan fodder nursery in 2019-20.
- This centre has developed 1000 high quality sewan seedlings at LFRMTC's field.
- High quality sewan seed collection was started at LFRMTC field for the establishment of sewan fodder nursery. Research work on module and strategy for establishment of sewan grass are in process.
- Vermi-compost is the product of the composting process by the earthworm and vermiwash is a liquid by product of vermi-compost, which is useful as a foliar spray for crops. Vermiwash contains plant nutrients and plant hormones to ensure healthy development of crops. Both are utilised at LFRMTC field for the organic fodder production. Vermiwash are used to protect the plant in place of pesticide.
- This centre has been prepared two demonstration plots of hybrid Napier and Dhaman at its own field as a fodder crops which is useful in animal feeding.
- Hydroponics technology appears to be way of growing green fodder of higher nutritive value with significantly low use of resources particularly water, which is of immediate concern to the state.

INDIAN COUNCIL OF AGRICULTURAL RESEARCH (ICAR)

25. AICRP on Genetic Improvement of Marwari Goats in Farmers' Flocks at CVAS, Bikaner, CVAS, Bikaner

Physical Target

- Performance recording of 500 goats.
- Distribution of 20 bucks.
- Health coverage with vaccination and deworming.
- Capacity building of farmers.

Physical Achievement

- Performance recorded on 613 animals.
- 28 buck distributed in the field for improvement of Marwari goats in the field.
- 1985 were vaccinated against the diseases.
- 7084 goats were dewormed.
- 8960 goats were treated due to illness.
- 8 training at farmers field were conducted.

26. Network Project on Buffalo (Surti) Improvement at Livestock Research Station, Vallabhnagar, Udaipur

Physical Target

- To establish elite herd of 50 Surti for the production of genetically superior young bulls.
- To evaluate sires through institutional/field progeny testing
- To produce, test, propagate and conserve high genetic merit male germplasm

Physical Achievement

- Four Set of bulls completely evaluated with 4586 doses of Proven Surti Bulls.
- Test mating from VII set completed.
- Test mating of VIII set underway.
- Training of bulls for IX set started.
- No case of any reproductive abnormality reported for last year except one still birth.
- Improvement in ALL reproductive parameters.
- Marked improvement in ALL production parameters
- Av. Age at first calving (months) – 42.41
- Av. Service period – 91.6 (days)
- Av. days open – 133.85
- Calf mortality (0-3 months) - 26.47%
- Wet average (kg) – 5.38 kg
- Herd average (kg) – 3.42 kg

27. AICRP on Genetic Improvement of Sirohi Goats in Farmers' Flocks at LRS, Vallabhnagar, Udaipur

Physical Target

- To assess the production performance of goat breeds in farmers flocks under village management system and improve the germplasm through selection.
- To evaluate the socio-economic status of goat breeders and the economics of goat production in farmers flocks.
- To disseminate the pro-poor goat based technologies under filed conditions and assessment of their impact on goat production.

Physical Achievement

- Total 45 breeding bucks were distributed to registered farmers during the report period for further genetic improvement in the field.
- The total female strength of the project is 1601.
- The overall population growth was 76.72%.
- The overall average lactation yield and lactation length was 98.01±4.58 lit. and 152.70±1.34 days, respectively.
- 85.01 per cent breeding efficiency were observed on basis of does available, during report period.
- Kidding rate (1.14) was observed during the report period
- The overall mortality was 4.30 %.
- During report period deworming of 4701 animals, ecto-parasiticide dipping 4096, ET vaccination 1555 and PPR vaccination of 600 animals was done.
- The major diseases observed in the registered animals were enteritis and pneumonia.
- 575 animals were sold during report period. Out of which 575 (85.91%) animals were sold for breeding purpose.

28. Mega Sheep Seed Project (Sonadi) at Livestock Research Station, Vallabhnagar, Udaipur

Physical Target

- Production of around 50 breeding rams of a breed every year
- To cover about 2500 breeding ewes using selected rams every year
- Enhancing quality and quantity of meat and wool
- Capacity building in SAU/ICAR institutes/ NGOs
- Linking small holders with organized market
- Paving way towards
- Public private partnership.

Physical Achievement

- A total of 73 (47 free+26 sold) breeding rams were disseminated in field for breed improvement.
- Significant improvement recorded in body weights in 2018-19 at all age groups and these were highest among last five years.
- Increase in ADG1 (0-3) & ADG3 (6-12M) from last year. ADG1 in 2018-19 was the highest among last five years.
- Significant improvement recorded in first six monthly GFW.
- Improvement observed in reproduction parameters from last year
- Significant improvement reported in survivability and it was maximum in 2018-19 among last five years.
- In 2018-19, more than 3 times revenue was generated from 2017-18.
- Ear tagging of 1200 animals at farmers flock
- Two times one day training programme's were organized for ST farmers of TSP area.
- Khadi blankets, Kishan torch, umbrella, malvi bulls, Sirohi bucks, concentrates feed and feed mangers were distributed to ST farmers of tribal area under TSP scheme.
- Azolla seed culture & worm composts were distributed to SC farmers under SCSP scheme.

29. All India Network Programme on Diagnostic Imaging and Management of Surgical Affections in Animals at CVAS, Bikaner

Physical Target

- To study the diverse imaging techniques and surgeries of soft tissue, bones and joints, ophthalmic by using advance surgical equipments i.e.
- CT Scan
- Ultrasound with Colour Doppler
- Phacoemulsification unit
- Electro-retinography equipment
- Microsurgery unit
- Laser Surgery equipment
- To develop and evaluate diverse ophthalmic surgery techniques in canines
- To develop and evaluate diverse dental surgeries in canines and large animals
- To develop and evaluate diverse orthopedic and spinal surgery techniques including advanced fracture fixation and joint replacement techniques in canines

Physical Achievement

- Computed Tomography (CT Scan) examination was performed in 43 clinical cases in dogs affected with various disorders involving various regions of body.
- Cataract surgery was performed in 13 cases using Phacoemulsification and extra capsular lens extraction technique.
- Electroretinography (ERG) was done in 18 canine cases of cataract, corneal ulcers, and opacities.
- Minimum invasive soft tissue surgery by diode LASER in canines was done for various surgical affections in 15 cases.
- Minimum invasive soft tissue surgery by CO2 LASER in canines was done for various surgical affections in 11 cases.
- Long bone fractures in 85 small animals were successfully treated by internal fixation technique like Intramedullary Pinning, Bone Plating, and Interlocking Nailing.
- Long bone fractures in 320 large animals by indigenously fabricated splints and walker splints as external immobilization technique.
- Cases of spinal injury in 12 canines were managed by rehabilitation by cart and in 42 downer large animals by orthopedic rehabilitation with slings and "Downer Animal Bay"
- Ph.D. research projects under AINP-DIMSCA – 2 Students completed their Research under this project.

- M.V.Sc. research under AINP on DIMSCA – 5 Students completed their work under this project.
- Workshop
- Two days workshop and Hands on training on "An approach to diagnosis and treatment of dental disorders in canines" on 16th and 17th October 2018.
- Two days Workshop on "An approach to diagnosis and treatment of dental disorders in canines", from 22nd to 23rd February 2019

30. Experiential learning (Pet Pups) Production Unit at CVAS, Navania, Vallabhnagar, Udaipur

Physical Target

- As compared to other parts of the country, Pet Production has not developed in Rajasthan due to lack of Pet Farm.
- When we compare Pet enterprise with our traditional business which exist in Rajasthan. It will give more income.
- Student will learn/expose to practical aspect of Pet (Pups)Production / Pet Spa /Pet Boarding.

Physical Achievement

- The Pet production activity had been started in the college under which a parent stock of German shepherd, Rottweiler, Pug, Labrador and Beagle are reared. In the year 2017-18, total 04 pups of the German shepherd were born and 05 pups of the Beagle were born. The kennel house is under construction.
- An income of 45,000/-rupees was earned by the sale of pups in local market.
- Total 50 students were out for the Pet (pups) production/ Pet spa /Pet boarding Experiential Learning programme in the 4th year. Among 50 students, 29 were trained and 21 students are under learning hands on training of different activities of pups production.

31. Characterization of Sojat Goat Network project Animal Genetic Resources (AnGR) at CVAS, Navania, Vallabhnagar, Udaipur

Physical Target

- Survey work including bodyweight, milk recording.

Physical Achievement

- Total five tehsils of three districts were surveyed. Overall, 59 farmers of 20 villages were covered, 879 Sojat Goats were recorded, training provided to the hired enumerators.
- Four enumerators and one Supervisor (LSA) employed through the University Service Provider, other project work is in progress.

Directorate of Extension Education

Rajasthan University of Veterinary and Animal Sciences, Bikaner

The Directorate of Extension Education is the nodal agency of Rajasthan University of Veterinary and Animal Sciences, Bikaner for promoting livestock development in the State through quick transfer of technology by providing scientific training, advisory and forecasting of disease outbreaks and their prevention for the benefit of farmers. Extension Education one of the pillar of the university, is working for the technology transfer to the farming communities through its various programmes. Under an umbrella of the Directorate of Extension, the work of the field extension is mainly carried out through university's colleges, training centres, KVK, VUTRC's and Centres sanctioned under State plan for the livestock, dairy, poultry and fish farmers. Imparting skill based training for strengthening the entrepreneurial activities in the rural areas; the directorate is actively involved in training and capacity building initiatives for the farmers and the unemployed youth across the state. The Directorate being a crucial organ of the University also provides guidelines as well as monitor and evaluate the extension programmes. Taking the problem from the field to the research units and bringing the solutions for the farmer's problem is crucial and the extension is striving to build this linkage in the most effective manner through various outreach programmes. It also involves organization of Animal Treatment & Infertility treatment camps, Farmers training, Exhibition, Farmers- Scientist Interaction, Front-line demonstration etc. For strengthening the extension activities, various programmes are being implemented through projects sponsored from the agencies like ICAR, RKVY, ATMA and other government and non-government organisations. Use of traditional and modern technologies transfer for effective outreach is the prime objective of the University. The University is routinely carrying out technology identification, assessment and technology transfer to the farming communities in active collaboration with the various development departments of the Centre and State. With a view to extend the outreach programmes of university, efforts are being made to strengthen the extension wing of the university as well as the college to make reasonable impact in the technology dissemination. Extension is striving to bring the changes through the modern technology adoption in animal husbandry, dairy technology and fisheries for sustainable development and improved productivity for the farming communities. The directorate also extends its support to the State Animal Husbandry Department by publishing literature on different disciplines of veterinary and allied sciences. Thus, three principal functional areas of the Directorate of Extension Education, RAJUVAS, at present are training, advisory and communication.

RAJUVAS has been a leader in the rapid development of its infrastructure of extension education since 2011. The Directorate of Extension Education is headed by the Director of Extension Education, who is assisted by Additional Director, Deputy Director, and Assistant Director. At present positions of Additional Director, Deputy Director, and Assistant Director are vacant. Other faculty members of different VUTRC are working under the technical control of Directorate.

Organizational Structure:

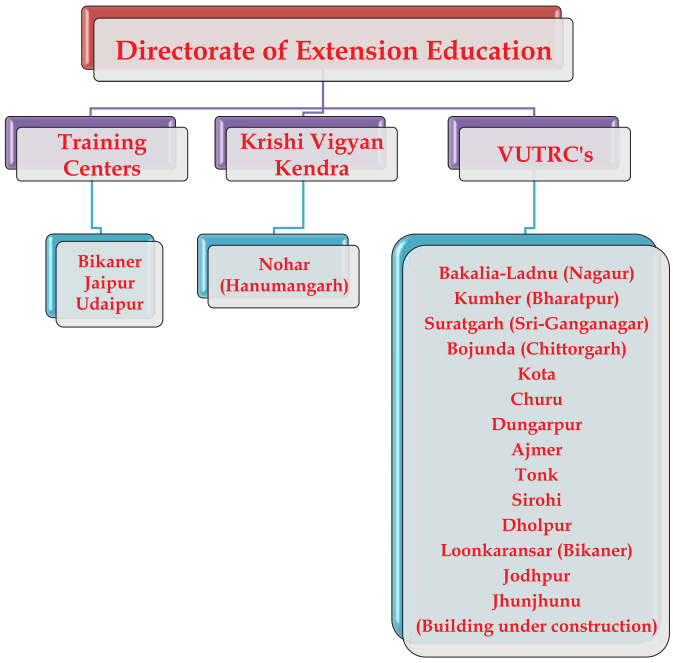

Broad Objectives

- To formulate and impart in-service training to different categories of officers and functionaries from line departments of Government of Rajasthan and Non- Government Organizations.
- To conduct short and long duration vocational trainings for farmers, farm women, youth and school dropouts of the State.
- To assess and refine the latest Animal Husbandry technologies through front-line demonstrations for their wider adoption.
- To provide farm information services through various extension activities including literature for quick dissemination of technology.

Over View of Directorate of Extension Education, Bikaner

- A Krishi Vigyan Kendra (KVK) at Nohar (Hanumangarh) has been established and functional.
- Fourteen Veterinary University Training and Research Centres (VUTRCs) have been sanctioned and out of these thirteen functional at Nagaur, Suratgarh, Bharatpur, Chittorgarh, Tonk, Dungarpur, Sirohi, Kota, Ajmer,Churu, Dholpur, Loonkaransar and Jodhpur. The building of VUTRC, Jhunjhunu is under construction.
- Radio Programme *"Dhine Re Batyaa"* for livestock farmers form 17 All India Radio Stations of Rajasthan is broadcasted on Thursday of every week at 5:30 to 6:00 pm.
- Trainings for the livestock farmers are conducted regularly by DEE, KVK and VUTRC's.
- Animal treatment camps on tacking infertility are organizing regularly.
- DEE is regularly brining out monthly publication"Pashu Palan Naye Aaayam".
- Toll free helpline is working for the benefit of livestock farmers, veterinary doctors and students.
- Arranging exhibitions in State and National level fair organized for the farmer's community.

Sanctioned Staff Strength of DEE

S.No.	Name of Post	No. of Post	Pay-Band	Grade Pay
1	Director	1	37400-67000	10000
2	Addl. Director	1	37400-67000	10000
3	Associate Professor (Dy. Dir.)	1	37400-67000	9000
4	Assistant Director 3/16	1	15600-39100	6000
5	Accountant 2/12	1	9300-34800	3600
6	Personal Assistant 2/12	1	9300-34800	3600
7	U.D.C. 1/9	1	5200-20200	2400
8	L.D.C. 1/6	1	5200-20200	1900
9	Class-IV 1/S-1	2	4750-7440	1300
	Total	**10**		

Present Staff Strength of DEE:

S.No.	Name of Post	No. of Post
1.	Director	1
2.	Additional Director	1
3.	Personal Assistant	1
4.	Accountant	1
5.	Class-IV	1
6.	Class-IV	1
7.	Computer operator (Through Placement Agency)	2
	Total	**8**

Outreach Extension Programmes

1. Krishi Vigyan Kendra (KVK), Nohar

The first **"Krishi Vigyan Kendra"** was sanctioned to the university by ICAR, New Delhi at Chak-27-NTR, Nohar (Hanumangarh) on 100% financing basis. From the available land of LRS, Nohar 81 bighas land was allotted for the KVK by the University. The KVK started its functioning on 9th April, 2012. The KVK is actively engaged in on farm trials, front line demonstrations, on campus and off campus farmers and farm women trainings and other extension activities such as field day, kisan mela, kisan gosthi, exhibition, method and result demonstrations, scientific visit to farmers field, exposure visit of farmers, animal health camps and farm science club and self help groups conveners meet etc. The KVK is very helpful for transfer of new techniques and technology to the farmers and livestock owners. The university is marching ahead to transform it to a model KVK where provisions will be made to provide latest knowhow and new technologies to the farmers besides updating their skill and competence.

Sanctioned Staff Strength of KVK:

S. No.	Name of Post	No. of post	Pay Scale	Grade Pay
1.	Programme Co-ordinator	1	15600-39100	8000
2.	Subject Matter Specialist	6	15600-39100	5400
3.	Technical Assistant (Farm Manager)	1	9300-34800	3600
4.	Programmer Assistant (Computer)	1	9300-34800	3600
5.	Programme Assistant (Lab Tech.)	1	9300-34800	3600
6.	Stenographer	1	9300-34800	3200
7.	Assistant	1	9300-34800	3200
8.	Driver cum mechanic	2	5200-20200	1900
9.	Supporting staff	2	4750-7440	1300
	Total	**16**		

Present Staff Strength of KVK:

S. No.	Name of Post	No. of post	Name	Designation
1.	Programme Coordinator	1	Dr. Manohar Lal Sain	Assistant Professor (Incharge)
2.	Subject Matter Specialist	5	Dr. Naveen Saini Sh. Akshaya Ghintala Sh. Bhairu Singh Ms. Anjali Sharma Sh. Mukesh Kumar Verma	Teaching Associate Teaching Associate Teaching Associate Teaching Associate Teaching Associate
3.	Programmer Assistant (Computer)	1	Through Placement Agency	
4.	Accountant	1	Through Placement Agency	
5.	Driver	1	Through Placement Agency	
6.	Supporting staff	2	Through Placement Agency	
	Total	**10**		

Extension Activities Organized by KVK (2017-18)

Centre	Off Campus Training	On Campus Training	Animal Treatment Camp	Vichar/ Kishan Gosthi	Farmer Scientist Interaction	Field day	Exhibition	Total Participant
KVK, Nohar	40	19	-	15	-	11	6	4953
Total	**40**	**19**	**-**	**15**	**-**	**11**	**6**	**4953**

Total TrainingsOrganized by KVK, Nohar (2012-2018)

KVK, Nohar	No. of Training	Total participants
2012-13	08	203
2013-14	33	729
2014-15	40	971
2015-16	34	1039
2016-17	60	1780
2017-18	59	1827
Total	**234**	**6549**

Training Programme organized by KVK, Nohar

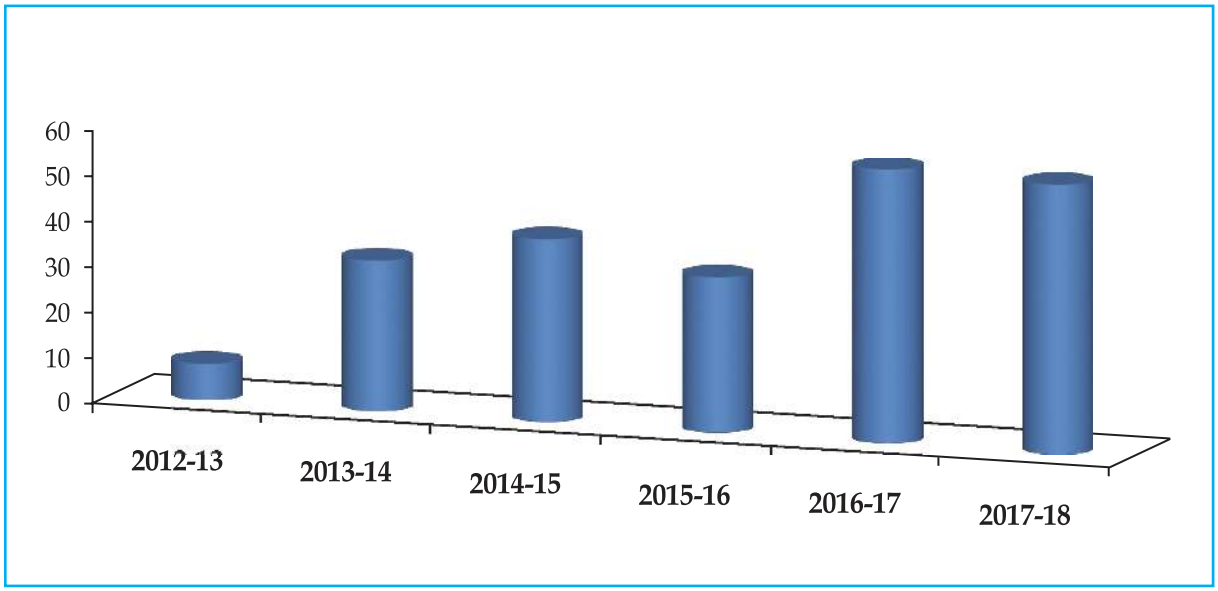

Participants Benefitted by Trainings organized by KVK, Nohar

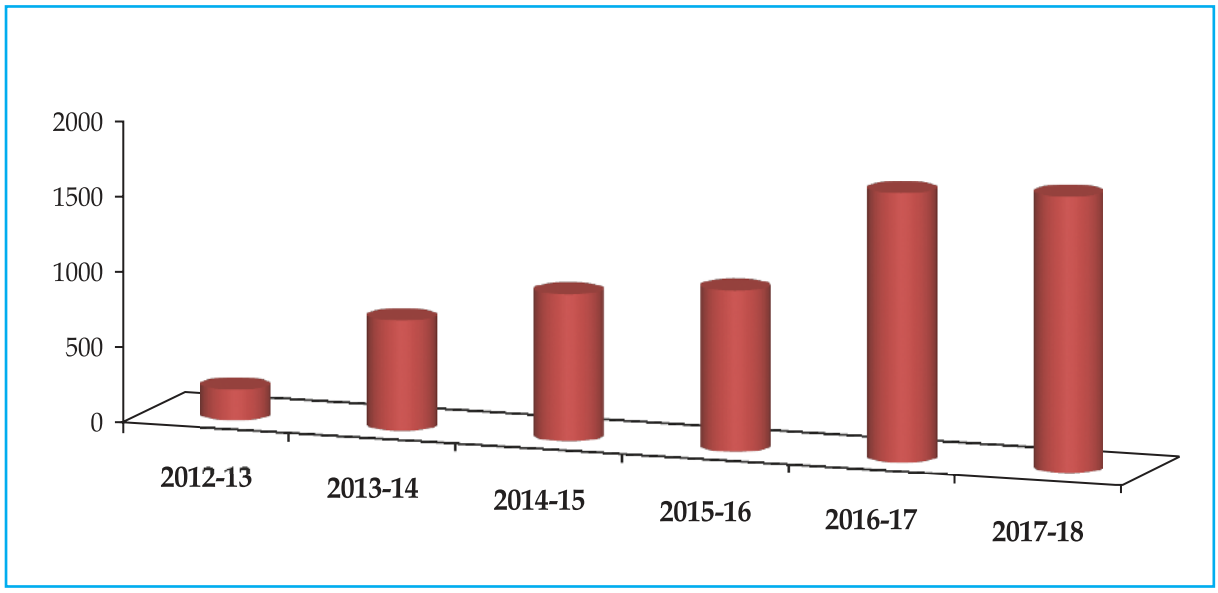

2. Veterinary University Training and Research Centers (VUTRCs)

The mandate of Veterinary University Training and Research Centre (VUTRC) is to impart service of trainings to farmers on new technologies of animal husbandry and veterinary science to sustain and improve production of animal for better livelihood of farmers.

VUTRC at district level is venturing to penetrate up to each livestock owner of the state for enhancing animal productivity and profitability from livestock sector. This project has been appreciated as well as accepted by the Government of Rajasthan and the activity has been included in the plan of State. Establishment of centre at district level enables the dissemination of latest fruitful technologies at faster rate to the end users. Livestock owners are envisaged to have a direct communication with scientists and extension workers not only to solve their immediate problems but also to receive trainings and technologies. The farmers and field staff will receive services of subject matter specialists for adoption of technologies in addition to facilities of diagnosis and treatment of diseases and testing of feed quality as

well as animal produce. All these centers are expected to improve the status of animal husbandry in all dimensions for improvement in status of animal production, productivity and health of animal for better livelihood of farmers.

Out of Fourteen VUTRCs, thirteen at Bakalia (Nagaur), Suratgarh (Sriganganagar), Kumher (Bharatpur), Bojunda (Chittorgarh), Churu, Tonk, Dungarpur, Sirohi, Kota, Ajmer, Dholpur, Loonkaranser (Bikaner) and Jodhpur have become operational. The construction of buildings at Bakalia (Nagaur) and Suratgarh (Sriganganagar), Kumher (Bharatpur), Bojunda (Chittorgarh), Dholpur, Sirohi and Loonkaranser (Bikaner) has been completed and centers have been shifted. The land for VUTRC in Dungarpur, Churu, Tonk, Kota and Jhunjhunu has been procured and construction is started at Jhunjhunu and Dungarpur. The procurement of land at other districts is also under process.

Objectives of VUTRC's:

- To impart trainings, enhance awareness and to conduct demonstrations regarding breeding, feeding, management and healthcare of various species of animals to enhance animal productivity.
- To disseminate technology at grass root level for improvement in animal productivity as well as socio-economic status of rural masses.
- Identification of local problems and to impart knowledge as well as prepare technology modules to mitigate the problems.
- To provide livestock and farm advisory services through various extension activity including literature for quick dissemination of technology.
- To assess and refine the latest technologies developed under control condition in field for their wider adaptation and collecting feedback information from field and generate production data for livestock farming.
- To have provision of services for animal disease diagnosis and treatments testing of feed & fodder as well as animal products.

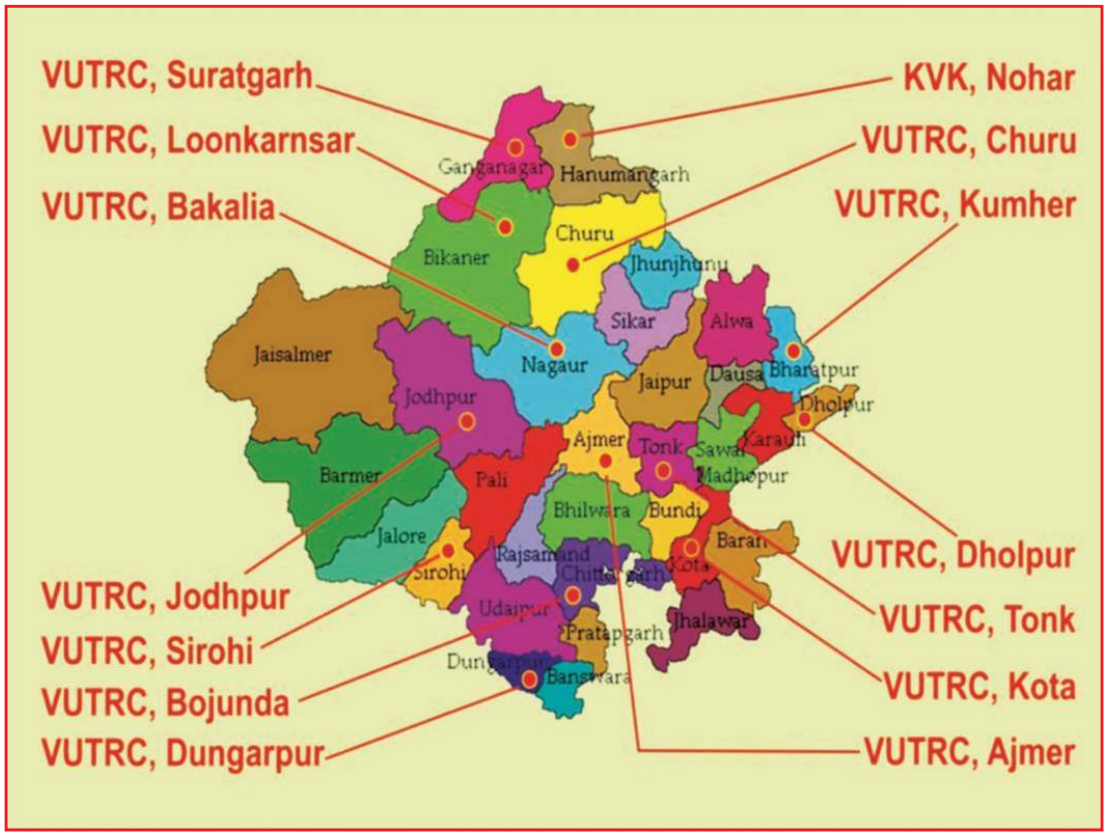

Sanctioned Staff Strength of VUTRC's

S.No.	Name of Post	No. of Post	Pay-Band	Grade Pay
1.	Associate Professor	11	37400-67000	9000
2.	Assistant Professor	22	15600-39100	6000
3.	Technical Assistant	22	9300-34800	4200
4.	L.D.C.	10	5200-20200	2400
5.	L.D.C. 1/6	10	5200-20200	1900
6.	Driver	5	5200-20200	2400
7.	Driver 1/6	6	5200-20200	1900
8.	Class-VI	5	5200-20200	1700
9.	Class-VI 1/S-1	5	4740-7440	1300
10.	Lab. Attendant	6	5200-20200	1700
11.	Lab. Attendant 1/S-2	6	4750-7440	1400
12.	Helper	5	5200-20200	1700
13.	Helper 1/S-2	6	4750-7440	1400
	Total	**119**		

Present Staff Position in VUTRC's (2017-18)

S.No.	Name of Employee	Designation	Post/Filled
VUTRC, Churu			
1.	Dr. Atul Shanker Arora	Incharge & Assistant Professor	01
2.	Dr. Sushil Kumar Meena	Teaching Associate	01
3.	Dr. Subash Kumar	Teaching Associate	01
4.		LSA	01
5.		Skilled	01
VUTRC, Kumher			
1.	Dr. Arun Kumar Soni	Incharge & Assistant Professor	01
2.	Dr. Munesh Kumar Pushp	Teaching Associate	01
3.	Dr. Rohit Kumar Tiwari	Teaching Associate	01
4.		LSA	01
5.		Skilled	01
6.		Unskilled	01
VUTRC, Tonk			
1.	Dr. Ashok Baindha	Incharge & Assistant Professor	01
2.	Dr. Vikaram Singh Deval	Teaching Associate	01
3.	Dr. Deepak Gill	Teaching Associate	01
4.		LSA	01
5.		Skilled	01
6.		Unskilled	01
VUTRC, Bakalia (Nagaur)			
1.	Dr. Atul Shanker Arora	Incharge & Assistant Professor	01

S.No.	Name of Employee	Designation	Post/Filled
2.	Dr. Parmjeet	Teaching Associate	01
3.		LSA	01
4.		Skilled	01
5.		Unskilled	01
VUTRC, Dungarpur			
1.	Dr. Rajesh Singathia	Incharge & Assistant Professor	01
2.	Dr. Sunil Rajoria	Teaching Associate	01
3.	Dr. Virendra Kumar	Teaching Associate	01
VUTRC, Kota			
1.	Dr. Ashok Baindha	Incharge & Assistant Professor	01
2.	Dr. Nikhil Shringi	Teaching Associate	01
3.		Computer Operator	01
4.		LSA	01
5.		Skilled	01
6.		Unskilled	01
VUTRC, Suratgarh			
1.	Dr. Rajkumar Bairwal	Incharge & Assistant Professor	01
2.	Dr. Anil Ghorela	Teaching Associate	01
3.	Karam Singh	Class-IV	01
4.		Computer Operator	01
5.		LSA	01
6.		Skilled	01
7.		Unskilled	01
VUTRC, Chittorgarh			
1.	Dr. Mukesh Chand Sharma	Incharge & Assistant Professor	01
2.	Dr. Ravinder Kumar	Teaching Associate	02
3.	Dr. Mukesh Kumar Meena	Teaching Associate	
4.		LSA	01
5.		Skilled	01
6.		Unskilled	01
VUTRC, Sirohi			
1.	Dr. Sudeep Solanki	Incharge & Assistant Professor	01
2.	Dr. Rabindra Kumar	Teaching Associate	01
3.	Dr. Kamal Mohan	Teaching Associate	01
4.		LSA	01
5.		Skilled	01
6.		Unskilled	01
VUTRC, Ajmer			
1.	Dr. Roshan lal Dev	Incharge, Retd. Joint Director	01
2.	Dr. G.N. Mathur (Against the post of Additional Director of DEE)	Retd. Professor	01
3.		LSA	01

S.No.	Name of Employee	Designation	Post/Filled
VUTRC, Loonkaransar			
1.	Dr. Rajkumar Bariwal	Incharge & Assistant Professor	01
2.	Dr. Rajkumar	Teaching Associate	01
3.	Dr. Hemant Kumar Jedia	Teaching Associate	01
4.		LSA	01
5.		Skilled	01
6.		Unskilled	01
VUTRC, Dholpur			
1.	Dr. Subash Chand Yadav	Incharge & Assistant Professor	01
2.	Dr. Pradeep Pal Singh	Teaching Associate	01
3.	Dr. Parmal Singh	Teaching Associate	01
4.		LSA	01
5.		Skilled	01
6.		Unskilled	01
VUTRC, Jodhpur			
1.	Dr. Sudeep Solanki	Incharge & Assistant Professor	01
2.	Dr. Amit Kumar Chotiya	Teaching Associate	01
3.	Dr. Mahendra Pal Puniya	Teaching Associate	01
4.		Computer Professional Service	01
5.		Computer Operator	01
		Total	**70**

वेटरनरी विश्वविद्यालय प्रशिक्षण एवं अनुसंधान केन्द्रों हेतु भूमि आवंटन की वर्तमान स्थिति

क्र. सं.	स्थान	रकबा (बीघों में)	किस विभाग के स्तर पर भूमि आवंटन हेतु प्रस्ताव लम्बित है	वर्तमान स्थिति	विशेष विवरण
0	वीयूटीआरसी, बाकलिया-नागौर	10.00 बीघा	पशुपालन विभाग की भूमि विश्वविद्यालय को हस्तान्तरण की गई।	कब्जा प्राप्त कर राजस्व रिकार्ड में विश्वविद्यालय के नाम नामान्तरण हो चुकी है।	भवन निर्माण पूर्ण
1	वीयूटीआरसी, सूरतगढ़ (श्रीगंगानगर)	11531.58 वर्गमीटर	पशुपालन विभाग की भूमि विश्वविद्यालय को हस्तान्तरण की गई।	कब्जा प्राप्त कर भूमि राजस्व रिकार्ड में विश्वविद्यालय के नाम नामान्तरण हो चुकी है।	भवन निर्माण पूर्ण
2	वीयूटीआरसी, कुम्हेर (भरतपुर)	58×74 मीटर	पशुपालन विभाग की भूमि विश्वविद्यालय को हस्तान्तरण की गई।	पूर्ण कब्जा प्राप्त कर लिया गया परन्तु उक्त भूमि नजूल सम्पत्ति होने के कारण राजस्व रिकार्ड में विश्वविद्यालय के नाम नामान्तरण नहीं हुई।	भवन निर्माण पूर्ण

क्र. सं.	स्थान	रकबा (बीघों में)	किस विभाग के स्तर पर भूमि आवंटन हेतु प्रस्ताव लम्बित है	वर्तमान स्थिति	विशेष विवरण
3	वीयूटीआरसी, बौजूंदा (चित्तौड़गढ़)	120.46 हेक्टेयर	पशुपालन विभाग की भूमि विश्वविद्यालय को हस्तान्तरण की गई।	कब्जा प्राप्त कर लिया गया है।	भवन निर्माण पूर्ण
4	वीयूटीआरसी, लूनकरणसर (बीकानेर)	76×76 मीटर	पशुपालन विभाग की भूमि विश्वविद्यालय को हस्तान्तरण की गई।	कब्जा प्राप्त कर लिया गया है।	भवन निर्माण पूर्ण
5	वीयूटीआरसी, कोलर (सिरोही)	12.10 बीघा	राजस्व विभाग, सिरोही से विश्वविद्यालय को भूमि प्राप्त हुई।	भूमि का कब्जा प्राप्त कर राजस्व रिकार्ड में विश्वविद्यालय के नाम दर्ज कर लिया गया है।	भवन निर्माण पूर्ण
6	वीयूटीआरसी, धौलपुर	3.19 बीघा	राजस्व विभाग से ग्राम ताल ओडेला जिला धौलपुर में विश्वविद्यालय को भूमि आवंटित हो चुकी है।	भूमि का कब्जा प्राप्त कर लिया गया है।	भवन निर्माण पूर्ण
7	वीयूटीआरसी, डूंगरपुर	12.00 बीघा	जिला कलक्टर, डूंगरपुर से भूमि प्राप्त हुई।	भूमि का कब्जा प्राप्त कर राजस्व रिकार्ड में दर्ज कर लिया गया है।	भवन निर्माणाधीन
8	वीयूटीआरसी, रतनगढ़ (चूरू)	02.18 बीघा	राजस्व विभाग रतनगढ़ से भूमि का कब्जा प्राप्त कर लिया गया है।	भूमि का कब्जा प्राप्त कर राजस्व रिकार्ड में दर्ज कर लिया गया है।	भवन निर्माण प्रक्रियाधीन
0	वीयूटीआरसी, टोंक	50 एकड़	भूमि आवंटित हो चुकी है।	वर्तमान में कार्यालय बहुउद्देशीय पशुचिकित्सालय टोंक परिसर में आवासीय क्वार्टर में चल रहा है।	भवन निर्माण प्रक्रियाधीन
00	वीयूटीआरसी, कोटा	0.80 हेक्टेयर	भूमि आवंटन हो चुका है।	वर्तमान में कार्यालय बहुउद्देशीय पशुचिकित्सालय कोटा परिसर में चल रहा है।	भवन निर्माण प्रक्रियाधीन
01	वीयूटीआरसी, अजमेर	–	भूमि आवंटन हेतु विश्वविद्यालय स्तर से प्रस्ताव निदेशक, पशुपालन विभाग, जयपुर के स्तर पर लम्बित है।	सामान्य प्रशासन विभाग, जयपुर से राजकीय आवास सं. 37-42 जीएडी क्वार्टर्स, लोहागल रोड, अजमेर में केन्द्र हेतु क्वार्टर का आवंटन प्रक्रियाधीन।	राजकीय आवास आवंटन हो चुका है
02	वीयूटीआरसी, झुंझुनूं	1.00 हेक्टेयर	राजस्व विभाग झुंझुनूं से ग्राम सिरियासर कलां (झुंझुनूं) में भूमि का कब्जा प्राप्त कर लिया गया है।	भूमि का कब्जा प्राप्त कर राजस्व रिकार्ड में दर्ज होना बाकी है।	भवन निर्माणाधीन
03	वीयूटीआरसी, जोधपुर	5 बीघा	भूमि आवंटन की प्रक्रिया शासन स्तर पर लम्बित।	ग्राम गेवा (जोधपुर) में 5 बीघा भूमि आवंटन हेतु प्रस्ताव जिला कलक्टर एवं नगर निगम, जोधपुर से पारित।	भवन निर्माण प्रक्रियाधीन
04	वीयूटीआरसी, झालावाड़	5 बीघा	राजस्व विभाग, झालावाड़ से विश्वविद्यालय को भूमि प्राप्त हुई।		भवन निर्माण प्रक्रियाधीन

3. Dhine Re Batya"Radio Programme

University in its outreach activities exclusively for the farmers started a sponsored programme entitled "Dhine Re Batya" on All India Radio from 10th January, 2013 from Bikaner Aakashwani Kendra. The programme was broadcast on every Thursday from 7.15 P.M. to 7.45 P.M. Later, with the success of programme and upon receiving vast appreciation from farmers, on 14th May, 2014 the broadcast of programme was extended to entire State i.e. now the programme is broadcasted from all the 17 Aakashwani Kendras of Rajasthan for half an hour from 5.30 P.M. to 6.00 P.M. on every Thursday. The sponsored programme is entirely on animal husbandry sector for livestock owners and farmers. The subject matter specialists of different disciplines of veterinary and animal science deliver talks and discuss about various problems of livestock, adaptable technologies, scientific knowledge and other updates that may help the livestock owners for better livelihood from animal husbandry sector and scientific practices in terms of feeding, breeding, management and health control, may be adopted by livestock owners for improving productivity and health status of animals. There are total fifty programme entitled "Dhine Re Batya" on All India Radio completed till 31st March, 2018.

वर्ष 2017-18 में प्रत्येक गुरुवार को आकाशवाणी द्वारा प्रसारित कार्यक्रम "धीणे री बात्या" में प्रस्तुत वार्ता का विवरण

क्र.सं.	वार्ताकार का नाम व विभाग	वार्ता का विषय	प्रसारण तिथि
0	डॉ. प्रवीण बिश्नोई पशु शल्य चिकित्सा एवं विकिरण, सीवीएएस, बीकानेर	बछड़ा एवं बछड़ी में पाये जाने वाले सामान्य रोग एवं उनकी रोकथाम	5 3 1 06
1	डॉ. मनीषा मेहरा पशु व्याधि विभाग, सीवीएएस, बीकानेर	पशुओं में होने वाले प्रमुख टीकाकरण	02 3 1 06
2	डॉ. विजय बिश्नोई पशु उत्पादन एवं प्रबंधन विभाग, सीवीएएस, बीकानेर	जैविक पशुपालन के लाभ	1 3 1 06
3	डॉ. अनिल मुलचंदानी पशु जैव रसायन विभाग, सीवीएएस, बीकानेर	पशुओं के लिए खनिज लवण का महत्त्व	16 3 1 06
4	प्रो. जी.एस. मनोहर अधिष्ठाता, सीवीएएस., बीकानेर	पशुओं में खूनी परजीवी जनित बीमारियां व उनसे बचाव	3 4 1 06
5	डॉ. मीनाक्षी सरीन पशु जैव रसायन विभाग, सीवीएएस, बीकानेर	मधु मक्खी पालन एक लाभदायक व्यवसाय	00 4 1 06
6	प्रो. (डॉ.) कर्नल ए.के. गहलोत कुलपति, राजुवास, बीकानेर	कृषकों की आय बढ़ाने के लिए वैज्ञानिक पशुपालन समय की जरूरत	07 4 1 06
7	डॉ. दीपिका गोकलानी पशु औषधि विभाग, सीवीएएस, बीकानेर	गर्मी के मौसम में दुधारू पशुओं का पालन-पोषण	14 4 1 06
8	डॉ. अनिल कुमार विश्नोई पशु शल्य चिकित्सा एवं विकिरण विभाग, बीकानेर	पशुओं में घाव होने के पश्चात् देख-भाल	0 5 1 06
0	डॉ. सुरेश झीरवाल पशु शल्य चिकित्सा एवं विकिरण विभाग, बीकानेर	पशुओं में होने वाले नेत्र रोग एवं उनका उपचार	7 5 1 06
00	डॉ. उर्मिला पानु पशु प्रजनन एवं आनुवंशिकी विभाग, बीकानेर	जैविक पशुधन उत्पादन एक सफल व्यवसाय	04 5 1 06
01	डॉ. प्रमोद कुमार पशु रोग एवं पशु प्रसूति विभाग, सीवीएएस, बीकानेर	पशुओं में प्रसव के लक्षण एवं इनकी विभिन्न अवस्थाएं एवं ध्यान रखने योग्य बातें	11 5 1 06

क्र.सं.	वार्ताकार का नाम व विभाग	वार्ता का विषय	प्रसारण तिथि
02	डॉ. भगतसिंह सैनी पशु शरीर क्रिया विज्ञान विभाग, सीवीएएस, बीकानेर	पशुओं तथा मुर्गियों में टीकाकरण का महत्त्व	18 5 1 06
03	प्रो. आर.के. धूड़िया निदेशक प्रसार शिक्षा, राजुवास, बीकानेर	पशुओं के अधिक उत्पादन हेतु उन्नत पशुपोषण तकनीक	1 6 1 06
04	डॉ. सुनीता पारीक पशु शरीर क्रिया विज्ञान विभाग, सीवीएएस, बीकानेर	उच्च वातावरणीय तापक्रम का पशु शरीर कार्यिकी पर प्रभाव	16 6 1 06
05	डॉ. चन्द्रशेखर सारस्वत पशुरोग एवं पशु प्रसूति विभाग, सीवीएएस, बीकानेर	देशी गायों में भ्रूण प्रत्यारोपण तकनीक का उपयोग एवं इसके लाभ	2 7 1 06
06	डॉ. नजीर मोहम्मद पशु औषध विभाग, सीवीएएस, बीकानेर	दुधारू पशुओं में मेटाबोलिक (उपापचय) रोगों की पहचान एवं प्रबंधन	0 7 1 06
07	डॉ. नीरज शर्मा पशुचिकित्सा एवं पशुपालन प्रसार शिक्षा, सीवीएएस, बीकानेर	पशुपालन के क्षेत्र में उद्यमिता की संभावनाएं	06 7 1 06
08	प्रो. बी.एन. श्रृंगी माइक्रोबायोलाजी विभाग, सीवीएएस, बीकानेर	पशुओं से मनुष्य में होने वाले रोग व उनकी रोकथाम	13 7 1 06
1	डॉ. मनीषा माथुर पशु व्याधि विभाग, सीवीएएस, बीकानेर	बरसात के मौसम में होने वाली पशुओं की बीमारियां व उनकी रोकथाम	20 7 1 06
10	प्रो. जे.एस. मेहता निदेशक क्लीनिक्स, राजुवास, बीकानेर	पशुओं में ब्यांत के समय रखी जाने वाली सावधानी	6 8 1 06
11	प्रो. त्रिभुवन शर्मा अधिष्ठाता, वेटरनरी कॉलेज, बीकानेर	पशुपालन के क्षेत्र में वेटरनरी विश्वविद्यालय का योगदान	03 8 1 06
12	प्रो. टी.के. गहलोत सेवानिवृत्त प्रोफेसर, वेटरनरी कॉलेज, बीकानेर	ऊंटों में पाये जाने वाले शल्य रोग व उनका उपचार	10 8 1 06
13	जयप्रकाश कच्छावा मेडिसिन विभाग, सीवीएएस, बीकानेर	खनिज पदार्थों की कमी से पशुओं में होने वाली बीमारियां एवं उनकी रोकथाम	17 8 1 06
14	प्रो. अवधेश प्रताप सिंह निदेशक प्रसार शिक्षा, राजुवास, बीकानेर	पंचगव्य एवं उनकी उपयोगिता	4 0 1 06
15	डॉ. अतुलशंकर अरोड़ा प्रभारी अधिकारी, वी.यू.टी.आर.सी, कोटा	पशुपालन में उन्नत तकनीकों का महत्व	01 0 1 06
16	डॉ. सुदीप सोलंकी प्रभारी अधिकारी, वी.यू.टी.आर.सी, सिरोही	मुर्गियों में जीवाणु रोग व उनका बचाव	08 0 1 06
17	डॉ. अरुण कुमार झीरवाल एल.पी.एम. विभाग, सीवीएएस, बीकानेर	ब्रायॅलर पालन एक लाभप्रद व्यवसाय	15 0 1 06
18	डॉ. साकार पालेचा पशुशल्य चिकित्सा एवं विकिरण विभाग, सीवीएएस, बीकानेर	पशुओं की जांच एवं इमेजिंग की आधुनिक सुविधा	1 00 1 06
2	डॉ. ए.के. पटेल केन्द्रीय भेड़ एवं ऊन अनुसंधान केन्द्र, बीकानेर	मरुस्थल क्षेत्र में उन्नत भेड़-बकरी पालन द्वारा किसानों की आमदनी में वृद्धि	8 00 1 06
20	प्रो. हेमन्त दाधीच पशु व्याधि विभाग, सीवीएएस, बीकानेर	शीत ऋतु में होने वाले पशु रोगों के प्रमुख लक्षण एवं उनके बचाव	05 00 1 06

क्र.सं.	वार्ताकार का नाम व विभाग	वार्ता का विषय	प्रसारण तिथि
21	प्रो. विजय कुमार चौधरी एल.पी.एम., सीवीएएस, बीकानेर	दुधारू पशुओं का चयन एवं प्रबंधन	12 00 1 06
22	प्रो. अन्जु चाहर वेटरनरी मेडिसिन विभाग, सीवीएएस, बीकानेर	अश्वों की संक्रामक बीमारियां एवं उनके बचाव	2 00 1 06
23	डॉ. देवीसिंह राजपूत पशु प्रसार शिक्षा विभाग, सीवीएएस, बीकानेर	दुधारू गायों के चयन हेतु सुझाव	6 01 1 06
24	डॉ. रजनी जोशी जनस्वास्थ्य विभाग, सी.वी.ए.एस., बीकानेर	ऊंटों में होने वाले प्रमुख रोगों का कारण एवं उनका निवारण	03 01 1 06
25	डॉ. एस.सी. गोस्वामी अधिष्ठाता, छात्र कल्याण, राजुवास, बीकानेर	नवजात बछड़ों में सर्दी से बचाव व प्रबंधन	10 01 1 06
26	डॉ. महेन्द्र तंवर पशुशल्य चिकित्सा एवं विकिरण विभाग, सीवीएएस	गो जातियों में वक्ष उदर शल्य विकार व निदान	17 01 1 06
27	डॉ. शेष आसोपा पशु व्याधि विभाग, सीवीएएस, बीकानेर	भैंसों में होने वाले प्रमुख रोगों का कारण एवं उनका निवारण	3 0 1 07
28	डॉ. रश्मि सिंह पी.जी.आई.वी.ई.आर. जयपुर	पशुओं में उपापचीय रोग एवं उनका निदान	00 0 1 07
3	डॉ. मनोहर लाल सैन वेटरनरी कॉलेज, बीकानेर	पशुओं में पाचन सम्बन्धित सामान्य रोग एवं उनकी रोकथाम	07 0 1 07
30	डॉ. सुनीता पारीक पशु शरीर क्रिया विज्ञान विभाग, सीवीएएस, बीकानेर	पशुओं में अधिक दुग्ध उत्पादन के लिए सन्तुलित पशु आहार की उपलब्धता	14 0 1 07
31	डॉ. सी.के. मूरड़िया सेवानिवृत्त प्रोफेसर, वेटरनरी कॉलेज, बीकानेर	पशु प्रजनन से नस्ल सुधार सम्भव	0 1 1 07
32	प्रो. राधेश्याम आर्य पशुपोषण विभाग, सीवीएएस, बीकानेर	दुधारू पशुओं के खान-पान का रख रखाव	7 1 1 07
33	प्रो. रुचि मान पशु शरीर क्रिया विज्ञान विभाग, सीवीएएस, बीकानेर	पशुओं की बढ़वार न होने का कारण व उनका निवारण	04 1 1 07
34	डॉ. तरुण प्रीत वेटरनरी कॉलेज, नवानियां	पशुओं में रक्त परजीवी जनित रोग व उनका बचाव	11 1 1 07
35	डॉ. नरेन्द्रसिंह राठौड़ जैव रसायन विभाग, सीवीएएस, बीकानेर	पशुओं में भ्रूण प्रत्यारोपण तकनीक के फायदे	0 2 1 07
36	डॉ. निर्मला सैनी सी.एस.डब्ल्यू.आर.आई., बीकानेर	भेड़ों में अधिक उत्पादन एवं प्रजनन हेतु सन्तुलित आहार वटिका	7 2 1 07
37	डॉ. प्रमोद धतरवाल पशुरोग एवं पशु प्रसूति विभाग, सीवीएएस, बीकानेर	मादा पशुओं में ब्यांत के बाद की देख-भाल व जेर रुकने के कारण व निवारण	04 2 1 07
38	डॉ. मनीषा माथुर पशु व्याधि विभाग, सीवीएएस, बीकानेर	मौसमी बदलाव के कारण पशुओं में होने वाले रोग एवं उनसे बचाव	11 2 1 07
4	डॉ. मदन मोहन माली पी.जी.आई.वी.ई.आर, जयपुर	पशुओं में थनेला रोग के कारण एवं बचाव व उपचार	18 2 1 07

4. Organizations of Training Programmes:

The trainings are regularly imparted as an extension service to the livestock owners and farmers on all aspects of animal husbandry, so as to improve animal husbandry practices in the state for improved productivity of animals and better livelihood of the farmers. Over and above this, a specially designed training on "Animal Disease Diagnosis and Control" is provided to the field veterinarians and para-vets from all over the country so as to improve the skills of veterinary staff engaged in the field for the disease diagnosis and control of disease as well as to make them acquainted with new technologies generated with advancements in the field of disease diagnosis to facilitate the precise and early diagnosis of diseases for rendering efficient veterinary services.

Training Programmes organized byVUTRC's (2017-18)

Centre	Training Programme					
	On campus	Off campus	Total Trainings	Male	Female	Total Participants
VUTRC, Churu	–	71	71	2262	143	2405
VUTRC, Kumher	9	87	96	2049	371	2420
VUTRC, Tonk	3	86	89	1926	716	2642
VUTRC, Bakalia	8	81	89	2052	255	2307
VUTRC, Dungarpur	–	84	84	1131	2447	3578
VUTRC, Kota	1	90	91	2578	155	2733
VUTRC, Suratgarh	12	63	75	2049	414	2463
VUTRC, Chittorgarh	23	88	111	2607	823	3430
VUTRC, Sirohi	–	66	66	1582	347	1929
VUTRC, Ajmer	1	69	70	1301	788	2089
VUTRC, Loonkarnsar	7	70	77	2517	40	2557
VUTRC, Dholpur	8	96	104	2372	2084	4456
Total	**72**	**951**	**1023**	**24426**	**8583**	**33009**

Training Programme organized by VUTRC's

Participants Benefitted by Trainings organized by VUTRC's

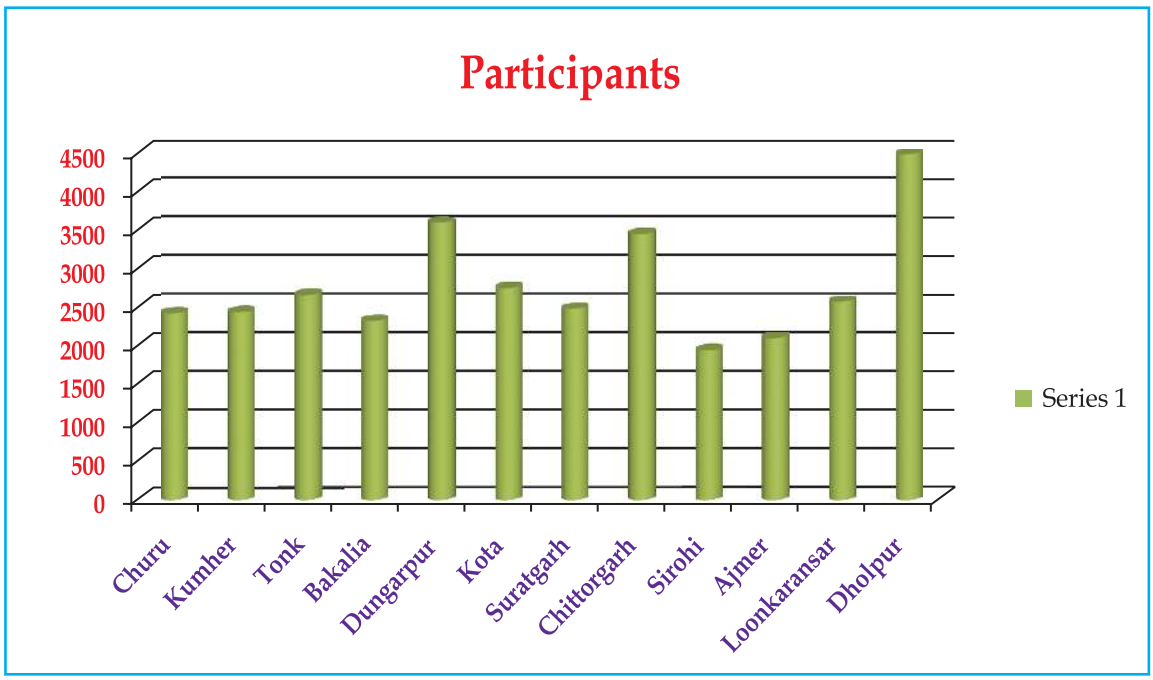

Training programmes organized by other Centers of RAJUVAS (2017-18)

Centre/Scheme/Project	No. of Trainings	Total Participants
Livestock Feed Resource Management and Technology Centre, Bikaner	8	333
Centre for Conservation of Animal Biodiversity, Bikaner	6	249
Centre For Organic Animal Production Technology, Bikaner	8	472
Center for Disaster Management Technology for Animals, Bikaner	11	410
RKVY project on Establishment of Live Demonstration Models of Diversified Livestock Production Systems for Motivating Adaption to Enhancing Agricultural Income, Bikaner	10	514
Post Graduate Institute of Veterinary Education and Research, Jaipur	29	728
College of Veterinary and Animal Science, Navania, Vallabhnagar, Udaipur	5	293
Total	**77**	**2999**

5. Organization of Vichar Gosthi and Farmers-Scientist Interaction

a) Vichar Gosthi

VUTRC	No. of Vichar Gosthi	No. of Participants		
		Male	Female	Total
VUTRC, Churu	05	119	-	119
VUTRC, Kumher	14	180	71	251
VUTRC, Tonk	10	109	-	109
VUTRC, Bakalia	05	91	51	142
VUTRC, Dungarpur	03	56	41	97
VUTRC, Kota	14	186	56	242

VUTRC	No. of Vichar Gosthi	No. of Participants		
		Male	Female	Total
VUTRC, Suratgarh	03	246	-	246
VUTRC, Sirohi	10	98	33	131
VUTRC, Ajmer	01	42	-	42
VUTRC, Loonkarnsar	01	20	-	20
VUTRC, Dholpur	08	58	77	135
VUTRC, Chittorgarh	04	75	30	105
Total	**78**	**1280**	**359**	**1639**

b) Farmers-Scientist Interaction:

VUTRC	Farmers-Scientist Interaction	No. of Participants		
		Male	Female	Total
VUTRC, Churu	03	67	–	67
VUTRC, Bojunda	01	39	–	39
VUTRC, Ajmer	01	50	–	50
VUTRC, Bakalia	01	24	–	24
VUTRC, Kota	06	73	3	76
VUTRC, Sirohi	03	82	15	97
VUTRC, Dholpur	01	5	3	08
Total	**16**	**340**	**21**	**361**

6. Organization of Treatment and Infertility Camps

The university regularly organizes treatment and infertility camps as a part of its outreach programme in the villages for providing veterinary services for the well being of livestock and farmers at the doorstep of farmers. In camps it is not only that veterinary care service is provided to livestock owners but improved practices of animal husbandry are also disseminated to the farmers for improvement in productivity and health status of animals.

Organization of Treatment and Infertility Camps

Month	No. of Camps	No. of Participants		
		Male	Female	Total
VUTRC, Dungarpur	01	14	22	36
VUTRC, Chittorgarh	04	126	20	146
VUTRC, Sirohi	05	199	36	235
VUTRC, Ajmer	02	11	-	11
Total	**12**	**350**	**78**	**428**

7. Farmers Advisory in Lieu of Weak Monsoon

Directorate of Extension Education, RAJUVAS issued Monsoon advisory in Lieu of weak monsoon in response to advisory issued by National Rainfed Area Authority, Planning Commission, Govt. of India. After reviewing monsoon rainfall scenario up to 22th June, 2015 the university issued animal husbandry advisory according. The RAJUVAS advisory identified green fodder production, animal healthcare, migration of livestock to neighboring states, efficient use of water and prevention of animal diseases as important issues.

8. Publication of Monthly Hindi Bulletin "Pashu Palan Naye Aayaam"

"Pashu Palan Naye Aayaam" a monthly bulletin is published by Directorate of Extension Education of the University. The bulletin contains information on animal husbandry practices, diseases and their prevention, improved feeding, breeding and management aspects for the use of livestock owners. In addition to this, important news in animal husbandry and agriculture sector, disease fore-warning and schedule of broad cast of "Dhine Re Batya" on AIR is also given. The bulletin is published on 1st of every month and disseminated to the farmers by post. The bulletin has received wide appreciation and has been reported to be very useful by the farmers.

9. Organization of Exhibitions:

The major activities of DEE is to prepare exhibits, models, display boards, etc., arranging exhibitions, highlighting research achievements in the fields of veterinary and animal science, and also to participate in exhibitions organised by other institutions/ organisations at National and State levels. This office arranges several exhibitions at National, State, Zonal and District levels.

S.No.	Event	Place	Date
1.	Exhibition Organized during Inaugural function	VUTRC, Sirohi	10 April, 2017
2.	Global Rajasthan Agri Tech Meet (GRAM-2017)	Kota	24-26 May, 2017
3.	Exhibition in Animal Fair	Churu	15-16 September, 2017
4.	Exhibition in Animal Fair at Loonkaransar	Loonkaransar, Bikaner	25-26- September, 2017
5.	Krishi & Pashu Vigyan Mela-2017	RAJUVAS, Bikaner	6 October, 2017
6.	Exhibition at Mungfali Kisan Mela, ICAR-CSWRI	Bikaner	7 October, 2017
7.	Global Rajasthan Agri Tech Meet (GRAM-2017)	Udaipur	7-9 November, 2017
8.	10th National Livestock Championship and Agri. Expo-2017	Patiala, Punjab	1-5 December, 2017
9.	National Sheep and Wool Fair	CSWRI, Avikanagar, Tonk	8 December, 2017
10.	Suraj Exhibition	Bikaner	17-19 December, 2017
11.	Regional Agriculture Fair	Jodhpur	28-31 January, 2018
12.	Regional Arid Horticulture Fair	CIAH, Bikaner	17 March, 2018

Exhibition Organized during Inaugural function of VUTRC, Sirohi

GRAM-2017, Kota

Exhibition in Animal Fair, Churu

Exhibition in Animal Fair, Loonkaransar, Bikaner

Krishi & Pashu Vigyan Mela-2017, RAJUVAS, Bikaner

Exhibition at Mungfali Kisan Mela, ICAR-CSWRI, Bikaner

GRAM-2017, Udaipur

Exhibition in 10th National Livestock Championship & Livestock Expo-2017, Punjab

National Sheep and Wool Fair, Avikanagar, Tonk

Suraj Exhibition, Bikaner

Regional Agriculture Fair, Agriculture University, Jodhpur

Regional Arid Horticulture Fair

10. Organization of Other Extension Activities:

Foundation Stone laid for VUTRC, Dungarpur

The state government has provided free allocation of 12 bigha land to the University in Gram Panchayat, Kachhwas for VUTRC. The foundation stone laying ceremony with traditional start "Bhoomi Poojan" was organized for the VUTRC at Dungarpur on 4th April, 2017. The Chief Guest of the ceremony was Mr. Devendra Katara, MLA of Dungarpur. Vice- Chancellor Prof. A.K. Gahlot presided over the function. On this occasion, Mr. Katara, MLA said that due to the opening of the centre, the people of tribal area will get new employment opportunities through animal husbandry. Director Extension Education, Prof. R.K. Dhuria, Dean, CVAS Navania, Prof. R.K. Nagda, Director of Works, M. Ram alongwith Kapil Anand, Ramesh Jain, Ashish Anand and Up-Sarpanch Banshi Ji also attended the function.

Inauguration of building of VUTRC, Sirohi

The Minister of State for Animal Husbandry, Sh. Otaram Devasi inaugurated the newly constructed building of Veterinary University Training & Research Centre, Sirohi on 10th April, 2017. Vice-Chancellor Prof. A.K. Gahlot presided over the ceremony. Addressing the inauguration ceremony on this occasion, Sh. Devasi said that Sirohi District is known for its goat farming and there are huge possibilities of animal husbandry in this district. I hope that this centre will make the name "Jai Kisan Jai Jawan, Jai Pashu palak" slogan. The Minister expressed hope that this centre would also be beneficial for the training of Gaushala Managers. Jila Pramukh, Mrs. Payal Parasrampuriya, Chairman, Nagar Nigam, Sirohi, Mr. Tararam Mali and BJP District President, Mr. Lumbaram Chaudhary were guest of honour. The social Worker Sh. Raghunath Mali, Member of State Livestock Development Board Mr. Narayana Devi, Panchayat Samati Member Sh. Kuldeep Singh and Deputy Sarpanch of Paldi Sh. Jitendra Singh were also present. Director, Extension Education, Prof. R.K. Dhuria, Dean, CVAS, Navania (Udaipur), Dr. R.K. Nagda and Director of Works, M. Ram also attended the function. Dr. Sudeep Solanki conducted the programme.

Workshop on Livestock Sector Status and Prospectus in Kota Division

A workshop on Livestock Sector Status and Prospectus was organized on 26th April, 2017 at Kota under joint venture of RAJUVAS, Bikaner and Department of Animal Husbandry, Kota. During the Workshop, Director Extension Education Prof. R.K. Dhuria, Additional Director, Animal Husbandry, Dr. Ram Gop Meena, Deputy Director of Animal Husbandry Department, Kota, Dr. Anil Sharma and Dr. Ashok Sharma expressed their views on factors like increasing the animal production capacity through diseases control by vaccination and said that in order to promote animal production; it should be taken as a mass campaign. All the Joint Directors, Deputy Directors and SVO of Kota Division attended this workshop. Dr. Atul Shanker Arora, In-Charge, VUTRC, Kota presented the current scenario of the Kota Division in statistics. Dr. Nikhil Shringi presented the vote of thanks.

RAJUVAS Participation in GRAM-2017, Kota

Thousands of farmers and animal owners visited and appreciated the RAJUVAS animal show, Smart Farm, Jajam Chaupal and Exhibition stall of RAJUVAS, on all three days from 24-26 May at GRAM-2017

at Kota, which was organized by the State Government showcasing the latest innovative techniques in the field of agriculture, machinery and livestock etc.

Jajam-Chaupal: The RAJUVAS was given the entire responsibility of organizing the Jajam- Chaupal on Animal Husbandry, Veterinary and Dairy in the Global Rajasthan Agritech Meet (GRAM- 2017) at Kota on 24th & 25th May, 2017. The experts from Veterinary University, Central Sheep and Wool Research Institute and National Research Centre on Camel solved problems of livestock owners at Jajam Chaupal. The State Panchayati Raj and Rural Development Minister Sh. Rajendra Singh Rathore was present on the first day of the Jajam Chaupal. The State Agriculture and Animal Husbandry Minister Sh. Prabhu Lal Saini was present on the second day of Jajam. Vice-Chancellor, Prof. A.K. Gahlot, Director, CSWRI, Dr. S.M.K Naqvi and 15 scientists encouraged farmers and livestock owners to adopt advance technology in animal husbandry.

RAJUVAS Publication released: A book entitled "Livestock Sector Status & prospect in Kota Division" prepared by Directorate of Extension Education was released by Sh. Prabhulal Saini, Hon'ble Minister of Agriculture and Animal Husbandry on the occasion.

Voice Message Service Started: In co-ordination of RAJUVAS and Reliance Foundation a Voice Message Service has been started by Sh. Prabhu Lal Saini- Hon'ble Minister of Agriculture and Animal Husbandry in GRAM-2017. Approximate 1,50,000 livestock owners associated with RAJUVAS and Animal Husbandry Department are benefitted by this service.

Demonstration of live Animal & Birds of different species: The University encouraged farmers and livestock owners to adopt advanced animal husbandry technologies by displaying live advance breeds of cattle and birds and their usefulness by for three days. Chief Minister Smt. Vasundhara Raje, Agriculture and Animal Husbandry Minister Sh. Prabhu Lal Saini and Minister of State for Mining Sh. Surendra Pal Singh TT also witnessed the exhibition of animals and birds. Hon'ble Chief Minister showed special interest in turkey and duck husbandry. Indigenous Cattle breeds of Rathi and Tharparkar was kept for the view of farmers.

RAJUVAS Technology Demonstration in Smart Farm: Under the Smart Farm, Livestock Feed Resource management and Technology Centre, RAJUVAS exhibited four technologies in GRAM-2017. The hydroponics technology was demonstrated, which is new technology of green fodder production without soil. The crop of barley, maize and nursery of sewan produced by hydroponics technology were the main attractions for the farmers. Farmers showed keen interest in the method of Azola production. Silage making was also demonstrated to the farmers in which cheaper, easy to handle silo bags were used to preserve green fodder for future use. Urea Molasses mineral block making machine was also a measure attraction for the farmers. Hon'ble Chief Minister, Smt. Vasundhra Raje, Agriculture and Animal Husbandry Minister, Sh. Prabhu Lal Saini, Panchayati Raj and Rural Development Minister Sh. Rajendra Singh Rathore, Gopalan Minister, Sh. Otaram Devasi, Secretary to the Animal Husbandry, Sh. Ajitabh Sharma visited the Smart Farm Section.

Fourth meeting of the Extension Education Council

Fourth meeting of the Extension Education Council was held on 18th June, 2017 under the chairmanship of Vice-Chancellor of Prof. A.K. Gahlot. Vice-Chancellor informed that in the year 2016-17, 827 training programmes were organized by the University and more than 27000 farmers were benefitted and now the target has been give to train 35000 farmers in the next financial year. RAJUVAS is also connected to 1.5 lakh farmers and cattle farmers through "Voice-Message Services" in collaboration with Reliance Foundation. In the meeting, the annual progress report for the year 2016-17 was presented by Prof. R.K. Dhuria, Director Extension Education. Power point presentations were given on progress made by the Officers Incharges of 12 VUTRC's and one KVK of the University.

Exhibition in Animal Fair at Churu

Department of Animal Husbandry, Churu has organized Animal Fair at District Stadium, Churu on Sub- Mission of National Livestock Mission on Skill Development, Technology Transfer and Extension on 15th-16th September, 2017. The VUTRC, Churu participated in this Animal fair and organized an exhibition.

Exhibition in Animal Fair at Loonkaransar, Bikaner

Department of Animal Husbandry, Bikaner has organized Animal Fair at Martyr Bhagat Singh Stadium, Loonkaransar on Sub- Mission of National Livestock Mission on Skill Development, Technology

Transfer and Extension on 25th-26th September, 2017. The VUTRC, Loonkaransar participated in this Animal fair and organized an exhibition and got first prize.

District Level Agriculture & Animal Fair at RAJUVAS

A district level Agriculture & Animal Fair was organized at RAJUAS Campus on 6th of October, 2017. Sh. Gajendra Singh Sekhawat, Minister of State, Ministry of Agriculture & Farmers Welfare, New Delhi was the Chief Guest of the programme. The Fair has organized by RAJUVAS, Bikaner and Project Director, Agriculture Technology Management Agency (ATMA) and about 2300 farmers & livestock owners participated and benefited. The competition programmes of crops, animals, fruits and vegetables were organized in this one day fair and winners were awarded by the guests. A book "Pragatisheel Pashupalak - Navacharo se aai Khushhali" published by Directorate of Extenstion Education, RAJUVAS, Bikaner was released by the Guests on this occasion.

Krishi & Pashu Vigyan Mela-2017, RAJUVAS, Bikaner

Exhibition at Arid Region Campus, ICAR-CSWRI, Bikaner

One day Kisan Mela on Groundnut was organized at ICAR-Central Sheep and Wool Research Institute (CSWRI), Arid Region Campus, Bikaner on 7th October, 2017. RAJUVAS, Bikaner participated in this Kisan Mela and organized an exhibition stall for livestock farmers.

Exhibition at Mungfali Kisan Mela, ICAR-CSWRI, Bikaner

RAJUVAS Participation in GRAM-2017, Udaipur

Thousands of farmers and animal owners visited and appreciated the Exhibition stall of RAJUVAS, which was organized from 7th-9th November at Udaipur during GRAM-2017, which was organized by the State Government showcasing the latest innovative techniques in the field of agriculture, machinery and livestock etc. The experts from Veterinary University responded to queries of livestock owners at Jajam Chaupal. The State Agriculture and Animal Husbandry Minister Sh. Prabhu lal Saini visited the exhibition and released booklet entitled "Pashupalan Naye Aayam" published by Directorate of Extension Education. Prof. B.R. Chhipa, Vice-Chancellor, SKRAU and RAJUVAS, Prof. Tribhuwan Sharma, Dean & Faculty Chairman, CVAS, Bikaner, Prof. C.S. Vaishnav, Dean, CVAS, Vallabhnagar, Prof. Hemant Dadhich, Registrar, RAJUVAS, and Prof. A.P. Singh, Director Extension Education, RAJUVAS encouraged farmers and livestock owners to adopt advance technology in animal husbandry.

Farmers showed their keen interest in the indigenous cow breed demonstration and animal nutrition related information. Gopalan Minister, Sh. Otaram Devasi, Sh. Neel Kamal Darbari, Principal Secretary, Department of Agriculture & Horticulture, Govt. of Rajasthan, Prof. U.S. Sharma, Vice-Chancellor, Maharana Pratap University of Agriculture and Technology, Prof. G. L. Keshwa, Vice-Chancellor, Kota Agriculture University, Prof, P.S. Rathore, Vice Chancellor, Jobner Agriculture University and other dignitaries visit the exhibition stall of RAJUVAS.

GRAM-2017, Udaipur

10th National Livestock Championship and Agri. Expo-2017 at Patiala, Punjab

An exhibition was organized by Directorate of Extension Education during 10th National Livestock Championship and Agri. Expo-2017 at Patiala, Punjab on 1st-5th December, 2017.

Exhibition in 10th National Livestock Championship & Livestock Expo-2017, Punjab

RAJUVAS Exhibition at CSWRI, Avikanagar, Tonk

An exhibition was organized at CSWRI, Avikanagar, Tonk on 8 December, 2017. Out of 35 exhibition stall by ICAR institutes/ Central/State Government Departments, RAJUVAS got 2nd prize and Prof. (Dr.) A.P. Singh, Director Extension Education and team VUTRC, Tonk received the award.

National Sheep and Wool Fair, Avikanagar, Tonk

RAJUVAS Exhibition in Suraj Exposition at Bikaner

An exhibition was organized by district administration on the occasion of completion of successful four years of Government of Rajasthan at Fort School Ground, Bikaner on 17th-19th December, 2017. RAJUVAS got first prize in this Suraj Exposition.

Suraj Exhibition, Bikaner

A three day training programme organized at RAJUVAS, Bikaner

A three day training programme was organized for dairy managers/moderators of Bikaner division at Rajasthan University of Veterinary and Animal Sciences, Bikaner campus on 20th-22nd December, 2017. The programme was organized in collaboration with Department of Gopalan, Govt. of Rajasthan and Directorate of Extension Education, RAJUVAS, Bikaner. Total 62 dairy managers/moderators participated and were benefitted.

RAJUVAS Exhibition at Agriculture University, Jodhpur

Directorate of Extension Education, RAJUVAS organized university level exhibition in Regional Agriculture Fair organized jointly by Agriculture University, Jodhpur and Ministry of Farmers Welfare, Govt. of India at Agriculture University, Jodhpur on dated 28th-31st January, 2018.

Regional Agriculture Fair, Agriculture University, Jodhpur

RAJUVAS Exhibition at Central Institute of Arid Horticulture, Bikaner

An exhibition was organized in "Regional Arid Horticulture Fair" at CIAH, Bikaner on 17th March, 2018 and got certificate of appreciation by Director, CIAH, Bikaner. Live telecast of Hon'ble Prime Minister from Unnat Krishi Mela, New Delhi was also showed in the CIAH, Bikaner. More than 550 farmers visited the exhibition stall and were benefitted by seeing various models and other exhibitors.

Regional Arid Horticulture Fair

11. SAC Meeting of KVK, Nohar (Hanumangarh):

Scientific Advisory Committee meeting of KVK, Nohar was organized under the Chairmanship of Director Extension Education, RAJUVAS, Bikaner, Prof. A.P. Singh on 7th March, 2018 at Nohar. In this meeting the annual progress report of KVK, Nohar for the year 2017-18 was presented and annual action plan for the year 2018-19 was discussed. Sh. Amar Singh Poonia, Pradhan-Panchayat Samiti Nohar, Dr. Ummed Singh Sekhawat, Regional Research Director, Sh. Jai Narayan Beniwal, Deputy Director, Agricultue, Dr. Hanuman Ram, Programme Co-ordinator, KVK, Sri Ganganagar, Dr. Anoop Kumar, Programme Co-ordinator, KVK, Sangaria & officials from line departments working in the district attended this meeting. Prof. A.P. Singh, Director Extension Education as Member Secretary organized this SAC meeting.

12. Mera Gaon Mera Gaurav Programme:

After launching of the "Mera Gaon Mera Gaurav (My Village My Pride) by Hon'ble Prime Minister on July, 2015 and the directives received from the ATARI, Jodhpur, Rajasthan University of Veterinary & Animal Sciences, Bikaner constituted 41 teams of multidisciplinary scientists. These teams have adopted 142 villages. Out of these villages 134 villages has been covered and activities carried out during the year 2017-18. Teams have conducted 368 interface meetings, 77 demonstrations related to animal husbandry and 81 training programmes covering animal nutrition, breeding, healthcare and reproduction aspects in adopted villages. In these activities total 24341 farmers and livestock owners were benefitted. Activities have been carried out through creating strong linkages with Government, Non-government, Co-operatives and NGOs in convergence mode.The teams are regularly visiting the selected villages and imparting the latest information on animal husbandry and agriculture to the farmers through different extension tools like Gosthi, mobile phones, literature, community radio etc. They are also sensitizing them with issues of national interests like Swatchh Bharat Abhiyan, Climate change, Water Conservation etc.

13. Awards/Honours:

RAJUVAS exhibition stall was awarded and honoured three times in this year for outstanding exhibit stall in the State and National Level Exhibitions organized by other institutes.

S. No.	Place	Date	Award
1.	Animal Fair at Lunkaransar	25th-26th September, 2017	First Prize to VUTRC, Lunkaransar
2.	CSWRI, Avikanagar, Tonk	8 December, 2017	Second Prize to DEE, RAJUVAS, Bikaner
3.	Suraj Exposition, Bikaner	17th-19th, December, 2017	First Prize to DEE, RAJUVAS, Bikaner

AWARD

List of staff members of the University who had been felicitated on National Day Function as approved and recommended by the committee.

Independence Day (15th August, 2017)

S.No.	Name	Description
1.	Sh. Govinda Ram Class IV, Office of the COE, RAJUVAS, Bikaner	A good and hard working employee, very punctual and dedicated to his duty.
2.	Sh. Dungra Ram Class – IV Center for Studies on Wildlife Management and Health CVAS, Bikaner	Hard working, Dedicated & excellent worker
3.	Sh. Lekh Ram Class – IV Center for Studies on Wildlife Management and Health CVAS, Bikaner	Hard working, Dedicated & excellent worker
4.	Sh. Dal Chand Dangi Class – IV, CVAS, Navania	Excellent work in Dean's Office
5.	Sh. Sohan Lal Upadhyay Technical Assistant LPT, CVAS, Bikaner	Hard working, Dedicated & excellent worker
6.	Sh. Bheru Lal Lohar Jr. Mechanic, CVAS, Navania	Excellent work in workshop
7.	Dr. Rajkumar Berwal Assistant Professor Department of Vety LPT & PI COAPT CVAS, Bikaner	1. Three Patents filed to IPR through National Research Development Council (NRDC) New Delhi. Accepted and published in Official Journal of the Patent Office 2. Best Research Paper presentation award in the National Conference 3. Invited speaker to present two research lead papers in the International Conference 4. Awarded as a Distinguished Speaker in the International Conference held in July, 2017 at Chandigarh 5. Editor in more than Ten Repute National and International Journals
8.	Dr. Atul Shanker Arora Assistant Professor VURTC Kota, DEE RAJUVAS, Bikaner	O/I Conducted Extension activities, highest trainings, benefitted farmers. Efficiently worked as Co-ordinator in GRAM organized from 24th-26th May, 2017 at Kota.
9.	Dr. Barkha Gupta Assistant Professor Vet. Biochemistry CVAS, Navania	Director, Concept and story of a short Film entitled "The Last Crossing" for Public awareness. Anchoring for 3 day in Agri Unifest 2016-17 held at RAJUVAS, Bikaner.

S.No.	Name	Description
10.	Dr. L.N. Sankhala Assistant Professor & Co-ordinator AHDP CVAS, Bikaner	1. Successfully completed on line admission process of AHDP Students in Session 2016-17 2. Excellent Co-ordination with 68 colleges of AHDP 3. Good and Sincere work regarding various activities of AHDP Colleges 4. Officer In-charge of Various court cases of University related to AHDP
11.	Dr. Devi Singh Rajput Assistant Professor Department of Vety. and A.H. Extension Education CVAS, Bikaner	1. Felicitation by Society for Veterinary and AH Extension (SVAHE) during 2nd National Conference at SKUAST-Jammu for Presentation of lead paper on "Technology Transfer in AH Sector: Opportunity, Strategy and Constraints" on 10-12 April 2017. 2. Received "MIDCAREER AWARD" from Society for Veterinary and Animal Husbandry Extension (SVAHE) during 2nd National Conference at SKUAST - Jammu on 10th-12th April, 2017.
12.	Dr. Deepak Kumar Sharma Assistant Professor Veterinary Microbiology CVAS, Navania	1. Successful implementation of pilot project on biogas at CVAS, Navania campus and generate Revenue of Rs. More than one lakh in current financial year. 2. Establishment of Ajola demonstration cum commercial Unit. 3. Awarded a fellowship (as a learning locus) from Public Health foundation of India on prevalence study of *mycobacterium bovis* using Comparative Intra-dermal Tuberculin Test on Cattle in small Holder peri-Urban Dairy Farms in Udaipur, Rajasthan, India.
13.	Dr. Tikam Chand Goyal Assistant Professor Veterinary & A.H. Extension Education, CVAS, Navania	1. Co-ordinator, MGMG Programme 2. Co-ordinator, Swatchh Bharat Mission 3. Documenting all Progress Reports
14.	Dr. Abhishek Gupta Assistant Professor Vety. Parasitology CVAS, Bikaner	Selected as Editorial Board Member of two International Journals & Reviewer of Molecular Immunology.
15.	Dr. N.S. Rathore Assistant Professor Veterinary Biochemistry CVAS, Bikaner	He has played important role to nicely organize 17th Agri Unifest 2016-17 as Organizing Secretary with a high team spirit of dedication and full devotion, sincerely which made the mega event a grand success.
16.	Dr. Manisha Mathur Associate Professor Deptt. of Pathology CVAS, Bikaner	Best Paper presentation in Canine Applies subject Sessison-2016 by ISACP
17.	Dr. Shiv Kumar Sharma Associate Professor Vety. Medicine CVAS, Navania	PI, Preparation and Supply of O.R.S. for animal
18.	Dr. Ashok Dangi Officer Incharge, IUMS, RAJUVAS, Bikaner	1. First time Toll Free Helpline services of the University started and implemented successfully. 2. First time complete online module was developed for paperless process of 17th Agri Unifest – 2016-17. 3. Processing for MHRD NIRF ranking 2017 was done and University got 68th Rank in country.

S.No.	Name	Description
19.	Prof. (Dr.) Basant Bais Prof. & Head Department of Vety. LPT CVAS, Bikaner	Awarded with Certificate of Excellence as Members of Scientific advisory board by Intentional Journal of Livestock Research in recognition of an outstanding contribution to quality of the Journal in year 2016-17
20.	Prof. (Dr.) R.K. Dhuria Director Extension Education RAJUVAS, Bikaner	Presented lead paper on Role of functional food (Probiotics) in Dogs in National Symposium on newer Approaches in management of Canine Health and Rewarding Clinical practices as well as Trade at COVAS, Pantnagar from 9th-11th February, 2017.
21.	Prof. (Dr.) S.C. Goswami Prof. and Head Department of Vety. LPM CVAS, Bikaner	For getting approval from ICAR for organizing 21 Day Winter School on "Conservation & Promotion of Indigenous Breeds of Livestock" as Course Director.
22.	Prof. (Dr.) Vijay Kumar Professor Department of Vety. LPM CVAS, Bikaner	
23.	Dr. Arun Kumar Jhirwal Assistant Professor Department of Vety. LPM CVAS, Bikaner	
24.	Best Unit On Campus DSW RAJUVAS, Bikaner	Successful Organization of 17th Agri Unifest – 2016-17. It was a National event in which highest number of Universities (54) participated and first time all the process from applications to certificates generation was online.
25.	Best Unit off Campus LRS, Beechwal RAJUVAS, Bikaner	1. Best performance of Tharparkar herd. 2. Highest revenue generation through Revolving Fund. 3. First time Embryo transfer work undertaken successfully in collaboration work NDDB in Tharparkar cattle.
26.	Best Unit Off Campus (Project) Advanced milk testing Research Lab Prof. (Dr.) Sanjita Sharma Principal Investigator RKVY Project, PGIVER, Jaipur	1. Created state of art facility for "Advanced milk testing Research Lab." 2. All 33 districts of Rajasthan surveyed for milk quality. 3. Training to RCDF & NDDB Scientist & Personal's.
27.	RAJUVAS Mitra Shri Vir Puran Chand Rekhecha Mahaveee International	For their contribution and services hand-in-hand with RAJUVAS in organization of infertility treatment camp in rural villages.
28.	RAJUVAS Mitra Shri Vir Rajemdra Joshi Mahaveee International	
29.	Sh. Purshottam Paliwal Class – IV VC Secretariat RAJUVAS, Bikaner	Appreciation certificate nominated by Hon'ble Vice-Chancellor, RAJUVAS for excellent performance in services.
30.	Sh. Anand Acharya Junior Mechanic RAJUVAS, Bikaner	Appreciation certificate nominated by Hon'ble Vice-Chancellor, RAJUVAS for excellent performance in services.
31.	Sh. Laxman Acharya PS to VC VC Secretariat RAJUVAS, Bikaner	Appreciation certificate nominated by Hon'ble Vice-Chancellor, RAJUVAS for excellent performance in services.

S.No.	Name	Description
32.	Dr. Vishnu Sharma Dean PGIVER, Jaipur	Appreciation certificate nominated by Hon'ble Vice-Chancellor, RAJUVAS for excellent performance in Administration.
33.	Dr. Tribhuwan Sharma Dean CVAS, Bikaner	Appreciation certificate nominated by Hon'ble Vice-Chancellor, RAJUVAS for excellent performance in Administration.
34.	Dr. S.C. Goswami Dean Students Welfare RAJUVAS, Bikaner	Appreciation certificate nominated by Hon'ble Vice-Chancellor, RAJUVAS for excellent performance in Administration.

Republic Day (26th January 2018)

S.No.	Name	Description
1.	Sh. Khet Singh Class-IV Comptroller Office, RAJUVAS, Bikaner	Sincere, Hard working & dedicated.
2.	Sh. Ghever Singh Class-IV Comptroller Office, RAJUVAS, Bikaner	Sincere, Hard working & dedicated.
3.	Sh. Ramesh Lal Class-IV, VURTC, Director Extension Education, RAJUVAS, Bikaner	Sincere, Hard working & dedicated.
4.	Sh. Champa Lal Class - IV O/I Building CVAS, Bikaner	Sincere, Hard working & dedicated.
5.	Sh. Jiya Ram Class – IV O/I Building CVAS, Bikaner	Sincere, Hard working & dedicated.
6.	Sh. Madan Lal Maru Class – IV Registrar office, RAJUVAS, Bikaner	Sincere, Hard working & dedicated.
7.	Smt. Vimla Devi Rajpurohit Class-IV Deptt. of vety. Microbiology CVAS, Bikaner	Sincere, Hard working & dedicated.
8.	Sh. Dhan Singh Lab Attendant Deptt. of LPT CVAS, Bikaner	Sincere, Hard working & dedicated.
9.	Sh. Satya Narayan Soni Hostel Attendant CVAS, Bikaner	Sincere, Hard working & dedicated.
10.	Sh. Khem Raj JEN, Director Works (EO) RAJUVAS, Bikaner	Sincere contributions in all official projects, specially for preparation of both flag sites at University entrance.

S.No.	Name	Description
11.	Dr. Sudeep Solanki Asstt. Prof. Incharge, VUTRC DEE, RAJUVAS, Bikaner	Excellent services as Officer Incharge of VUTRC, Sirohi, Dungarpur and Jodhpur.
12.	Dr. Ashok Baindha Asstt. Prof. Incharge, VUTRC DEE, RAJUVAS, Bikaner	Excellent services as Officer Incharge of VUTRC, Suratgarh and Lunkaransar.
13.	Dr. Ashok Gaur Asstt. Prof., CEVPAM RAJUVAS, Bikaner	Nominated as Member Executive Committee of Indian Society of Veterinary Pharmacology & Toxicology.
14.	Dr. Pankaj Kumar Thanvi Asstt. Prof. Deptt. of Vety Anatomy CVAS, Bikaner	Elected as Executive Member of Indian Association of Veterinary Anotomists (IAVA)
15.	Dr. Suresh Kumar Jhirwal Asstt. Prof. Deptt. of Vety. Surgery & Radiology, CVAS, Bikaner	Awarded Gold Medal for best Research Paper at 41st Annual Congress of ISVS at SVVU, Tirupati (A.P.)
16.	Dr. Praveen Bishnoi Assoc. Prof. & Head of Deptt. Vety. Surgery & Radiology, CVAS, Bikaner	Invited speaker in International Camel Conference, the belt and road camel science, industry & culture in Alexa League, China from Sept. 22nd-26th Sept. 2017
17.	Prof. J. S. Mehta Director Clinics, RAJUVAS, Bikaner	Organized a national workshop at RAJUVAS, Bikaner on "Standardization of Requirements for Veterinary Hospitals" under the auspices of 'Bureau of Indian standards' (BIS) as organizing secretary.
18.	Prof. A.P. Singh Director Extension Education RAJUVAS, Bikaner	1. Received first prize during "विकास प्रदर्शनी" organized by Divisional Administration on completion of 4 years of Govt. of Rajasthan held from 17th to 19th Dec. 2017. 2. State level "Kishan Mela" organized on 06th Oct. 2017 at RAJUVAS Campus, Bikaner.
19.	Best Unit On Campus R.P.V.T. Cell, RAJUVAS, Bikaner	Dr. Hemant Dadhich
20.	Best Unit On Campus D.I.M.S.C.A. Project, RAJUVAS, Bikaner	Dr. Praveen Bishnoi
21.	Best Unit Off Campus LRS, Chandan, RAJUVAS, Bikaner	Dr. Rahul Singh Pal

The following officers and employees were felicitated for excellent performance, nominated by Hon'ble Vice-Chancellor, RAJUVAS.

S.No.	Name	
1.	Sh. Kishan Lal Rajpurohit Class-IV VC Secretitate, RAJUVAS, Bikaner	Sincere, Hard working & dedicated.
2.	Sh. Umashanker Dube T.A. CVAS, Bikaner	Sincere, Hard working & dedicated.
3.	Sh. Bhim Singh Section Officer RAJUVAS, Bikaner	Sincere, Hard working & dedicated.
4.	Sh. Jagdish Ojha Asstt. Librarian Central Library CVAS, Bikaner	Sincere, Hard working & dedicated.
5.	Sh. Ram Gopal Bisnoi Security Officer RAJUVAS, Bikaner	Sincere, Hard working & dedicated.
6.	Dr. Umesh Shaligram Suradker Asstt. Prof. CVAS, Navania	Excellent Performance
7.	Dr. Vikash Galav Asstt. Prof. PGIVER, Jaipur	Excellent Performance
8.	Dr. Hemant Joshi Asstt. Prof. CVAS, Navania	Excellent Performance
9.	Dr. Ashok Dangi O/I, IUMS RAJUVAS, Bikaner	Excellent Performance
10.	Dr. Govind Sahay Gottam Liasoning officer RAJUVAS, Bikaner	Excellent Performance
11.	Dr. Vijay Kumar Pool Officer RAJUVAS, Bikaner	Excellent Performance
12.	Prof R.K. Singh Dierctor Research, RAJUVAS, Bikaner	Excellent Performance
13.	Dr. Rakesh Rao Director PME RAJUVAS, Bikaner	Excellent Performance
14.	Prof. C.S. Vaishnav Dean CVAS, Navania	Excellent Performance
15.	Prof. S.K. Kashyap Dean PGS, RAJUVAS, Bikaner	Excellent Performance

List of Students of the University who had been Honors and Awarded

15th August 2017

List of students standing in the University merit list of the result declared by COE, RAJUVAS after the Republic Day August 15th, 2017.

S.No.	Name	Rank	College
First Year AHDP – 2016			
	Priyanka Kumari (Miss)	I Rank	Adarsh Pilani College of Animal Husbandry, Jhunjhunu
	Veer Singh Gurjar	II Rank	Deen Bandhu Sikhan Sansthan, Alwar

S.No.	Name	Rank	College
	Ashvini Yadav (Miss)	III Rank	Govt. Pashu Palan Training Institute, Kota
	Anil Kumar Regar	III Rank	Govt. Animal Husbandry Training Institute, Udaipur
	Vineet Kumar	IV Rank	Govt. Pashu Palan Training Institute, Kota
1.	Divya Nagar (Miss)	V Rank	Govt. Pashu Palan Training Institute, Kota
2.	Jyoti Rathor (Miss)	V Rank	Govt. Pashu Palan Training Institute, Kota
Final Year B.V.Sc & AH – 2017			
1.	Shivangi Pandey (Miss)	I Rank	College of Veterinary and Animal Science, Bikaner
2.	Ruchi Patwa (Miss)	II Rank	College of Veterinary and Animal Science, Bikaner
3.	Divyam Jajoria	III Rank	College of Veterinary and Animal Science, Bikaner
4.	Soniya Choudhary (Miss)	III Rank	College of Veterinary and Animal Science, Bikaner
5.	Luna Ram	IV Rank	College of Veterinary and Animal Science, Bikaner
6.	Mayank Kumar Agarwal	V Rank	College of Veterinary and Animal Science, Bikaner

List of students who have been listed in the merit list of **All India Pre PG examination** conducted by ICAS and awarded JRF/SRF/INSPIRE Fellowship or get placement in National repute institutes.

1. Ms. Maina Dhaka JRF 11th Rank [OBC (Extension, IVRI)]
2. Ms. Savita SRF Over All Rank – 2, Veterinary Medicine
3. Ms. Archita Singh SRF Over All Rank – 1, Veterinary Physiology

Student participated for the **17th All India Inter Agricultural University Youth Festival (Agri Unifest) 2016-17** held at RAJUVAS, Bikaner and got Third Prize in Quiz Competition.

1. Mr. Abhishek Gupta – CVAS, Bikaner

26th January 2018

S.No.	Name	Rank	College
First Year B.V.Sc. & A.H. – 2017			
1.	Yogesh Kumar Sharma	I Rank	Post Graduation Institute of Veterinary Education and Research, Jaipur
2.	Ravi Sharma	II Rank	College of Veterinary and Animal Science, Bikaner
3.	Yogesh Dokwal	III Rank	Post Graduation Institute of Veterinary Education and Research, Jaipur
4.	Badgujar Ishwari Chandravadan	IV Rank	Arawali Veterinary College, Sikar
5.	Meenu Todwal	V Rank	Post Graduation Institute of Veterinary Education and Research, Jaipur
Second Year B.V.Sc. & A.H. – 2017			
6.	Garima Rathore	I Rank	College of Veterinary and Animal Science, Navania
7.	Vishal Yadav	II Rank	Post Graduation Institute of Veterinary Education and Research, Jaipur
8.	Priya Darshika Shekhawat	III Rank	Post Graduation Institute of Veterinary Education and Research, Jaipur
9.	Bhavneet Singh Wadhwa	IV Rank	Arawali Veterinary College, Sikar

S.No.	Name	Rank	College
10.	Ghazal Chawla	IV Rank	Post Graduation Institute of Veterinary Education and Research, Jaipur
11.	Vimla Saran	V Rank	College of Veterinary and Animal Science, Navania
Third Year B.V.Sc. & A.H. – 2017			
12.	Priyanka Kumari	I Rank	College of Veterinary and Animal Science, Navania
13.	Inupala Sreenavya	II Rank	Mahatma Jyotiba Fule College of Veterinary and Animal Science. Chomu
14.	Subhita	III Rank	College of Veterinary and Animal Science, Navania
15.	Kanika Poonia	IV Rank	College of Veterinary and Animal Science, Navania
16.	Battagiri Sangita	V Rank	Mahatma Jyotiba Fule College of Veterinary and Animal Science. Chomu
Fourth Year B.V.Sc. & A.H. – 2017			
17.	Pooja Solanki	I Rank	College of Veterinary and Animal Science, Bikaner
18.	Shahista Sarin Lodhi	II Rank	College of Veterinary and Animal Science, Bikaner
19.	Nistha Yadav	III Rank	College of Veterinary and Animal Science, Bikaner
20.	Rohit Kumar Sharma	IV Rank	Arawali Veterinary College, Sikar
21.	Neha Sharma	V Rank	College of Veterinary and Animal Science, Bikaner

22. Ms. Abhilasha Dadhich (PG student) has got scholarship from "WAAVP 2017- support for students from Southeast Asian Countries" and presented an oral paper in 26th International Conference of the world Association for the advancement of veterinary parasitology held from 4th-8th Sept. 2017 at Kualalumpur, Malaysia.

S.No.	Name	Rank	College
First Year AHDP – 2017			
	Devendra Kumar Sharma	I Rank	Govt. Animal Husbandry Training Institute, Udaipur
	Deen Dayal Nagar	II Rank	Govt. Pashu Palan Training Institute, Kota
	Komal Choudhary	II Rank	Govt. Animal Husbandry Training Institute, Udaipur
	Reetu Bola	III Rank	Poddar Animal Husbandry Diploma Institute, Alwar
	Saroj	IV Rank	Govt. Animal Husbandry Training Institute, Jodhpur
23.	Sana	V Rank	Govt. Animal Husbandry Training Institute, Jodhpur
24.	Uma Jat	V Rank	AHDP Livestock Research Station, Bojunda, Chittorgarh
Second Year AHDP – 2017			
25.	Priyanka Kumari	I Rank	Adarsh Pilani College of Animal Husbandry, Jhunjhunu
26.	Deepika Choudhary	II Rank	Sri Chotu Ram L.S.A. Training Institute, Bharatpur
27.	Ashvini Yadav	II Rank	Govt. Pashu Palan Training Institute, Kota

S.No.	Name	Rank	College
28.	Jyoti Rathore	II Rank	Govt. Pashu Palan Training Institute, Kota
29.	Sulochana	III Rank	Govt. Animal Husbandry Training Institute, Jodhpur
30.	Veer Singh Gurjar	IV Rank	Deen Bandhu Sikshan Sansthan, Alwar
31.	Vineet Kumar	IV Rank	Govt. Pashu Palan Training Institute, Kota
32.	Anil Kumar Regar	V Rank	Govt. Animal Husbandry Training Institute, Udaipur

CVAS, Bikaner Alumni getting prestigious positions

33.	Dr. Ajit Singh Mahala	Selected as Assistant Professor in LUVAS, Hisar
34.	Dr. Swati Ruhil	Selected as Assistant Professor in LUVAS, Hisar
35.	Dr. Amit Kumar Sangwan	Selected as Assistant Professor in LUVAS, Hisar
36.	Dr. Rahul Yadav	Selected as Assistant Professor in LUVAS, Hisar
37.	Dr. Manoj Khemada	Selected for Rajasthan Administrative Services

NCC Students won prizes at National Integration Camps

National Integration Camp at Rajkot from 24/08/2017 to 04/09/2017.

S.No.	Name of Cadet	Event	Position
38.	Apeksha Jangir	Best master of ceremony	Gold Medal
39.	Himani	Painting	Gold Medal
	Apeksha	National Integration Awareness Programme	All India level 2nd position
	Himani		
40.	Ankita Pal		
41.	Kavita Kumari		
42.	Anita Tanwar		

National Integration Camp at Bharatpur from 09/09/2017 to 19/09/2017.

S.No.	Name of Cadet	Event	Position
43.	Sushila Maida	Volleyball	Silver Medal
44.	Hitesh Kumar	Painting	Gold Medal
45.	Sajjan Kumar	1. Health and Hygiene	1st Position
46.	Rahul Krishniya		
47.	Lokender	2. National Integration Awareness Programme	1st Position
48.	Ganpat lal		
49.	Bal Krishan Yadav		
50.	Indu Yadav	3. Group Dance	2nd Position
	Hitesh Kumar		
	Sushila Maida		

Dignitaries Visit

Dr. Hema Tripathi, Principal Scientist, CIRB, Hisar addressed during her visit to CVAS, Bikaner campus RAJUVAS. She gave a lecture on Role of Extension Education so as to increase animal productivity. She said it is through extension that animal owners should be made aware of the importance of animal health & management techniques. Its high time when the different units of extension should co-ordinate & go hand in hand. A large number of students along with faculty members were present during her lecture.

New Administrative Appointments

As per directions of Hon'ble VC Prof. B.R. Chhipa, Prof. A.P. Singh will take over as Director Extension Education. He will replace Prof. R.K. Dhuria who will continue as Principal Investigator of Livestock Feed Resource Management and Technology Centre (LFMRTC).

An invited lecture on the role of extension information system to increase animal production was given by Principal Scientist, CIRB, Hisar and prestigious ICAR K.C. Subramanyam Best Teacher awardee Dr. Hema Tripathi. She emphasised the importance of modern information system to make the livestock owners aware about the latest technologies related to livestock health and management.

A lecture on the topic Healthy human from indigenous medicine technique was held on 12.09.2017 in the seminar hall of AGB, Department. The chief speaker was Sh. Sriniwas Murti, National co-ordinator of Diabetes Free India- Arogya Bharti. He emphasised on the role of yoga in modern life and to adopt ancient medicinal techniques in day to day life for a healthy life.

MGMG Team Visits of PGIVER, Jaipur

Different teams of PGIVER, Jaipur formed under Mera Gaon Mera Gaurav (MGMG) Scheme visited selected villages with their respective team members and conducted various activities. The teams acquainted the farmers about disease control with regular vaccination, seasonal diseases, timely disease diagnosis for reducing disease burden in animals, health improvement and production, balance feed and its importance in reducing cases of infertility, anestrous, repeat breeding etc. through goshthis, demonstrations, literatures, mobile phones etc. They also gave information to farmers about adulteration of milk, their harmful effects and methods of detection of adulterants in milk.

Mass Plantation Programmes at PGIVER, Jaipur

Mass Plantation Programmes were organised on 09.08.2017 and 15.08.2017 in PGIVER, Jaipur in which more than 1500 plants were planted. All faculty members, staffs and students participated in these programmes.

Visit of PGIVER, Jaipur by representative of Veterinary Council of India (VCI), New Delhi

Dr. C.K. Singh, representative of Veterinary Council of India (VCI), New Delhi visited PGIVER, Jaipur on 31.08.2017. He visited different departments and units of the institute and assessed various facilities available with them. He also interacted with the faculty members where Prof. (Dr.) Vishnu Sharma, Dean, PGIVER gave a brief presentation to acquaint him about the available resources, the working pattern and achievements of the institute. Prof. (Dr.) Tribhuwan Sharma, Dean & Faculty Chairman was also present during the visit.

Live webcast of the Hon'ble Prime Minister's address at PGIVER, Jaipur

Arrangements were made at PGIVER, Jaipur for watching the live webcast of the Hon'ble Prime Minister's address to the nation on the theme **"Young India, New India- A Resurgent Nation: from Sankalp to Sidhhi"** on 11th September 2017 on the occasion of 100th Birth Anniversary of Pt. Deendayal Upadhyaya and 125th years of Swami Vivekanand's Address at Chicago. Faculty members and students actively participated in this event.

Meeting of Anti-ragging Committee of PGIVER, Jaipur

Meeting of Anti-ragging Committee of PGIVER, Jaipur was organised on 26th September, 2017. Prof. (Dr.) Vishnu Sharma, Dean, PGIVER, Jaipur and Chairman of the Committee, Dr. Y.P. Singh, ADSW, faculty members along with Representatives of NGOs, Police Administrations, Press & Media and students of the institute participated in this meeting and discussed various steps to control ragging in the campus like constitution of anti-ragging squads, student counseling, installation of CCTV cameras in the institute etc.

Visit of PGIVER, Jaipur by Prof. (Dr.) B.R. Chhipa, Hon'ble Vice-Chancellor, RAJUVAS

Prof. (Dr.) B.R. Chhipa, Hon'ble Vice-Chancellor, RAJUVAS visited PGIVER, Jaipur on 3rd, 20th and 28th July, 2017. Prof. (Dr.) Vishnu Sharma, Dean, PGIVER, Jaipur welcomed and detailed him about the various activities and achievements of the institute. Hon'ble Vice-Chancellor visited different departments and units of the institute and get acquainted with the available facilities. He praised the efforts of the institute and gave some suggestions for its improvement. He also interacted with the faculty members and students during his visits.

Visit of Shri Prabhu Lal Saini, Hon'ble Minister, Agriculture and Animal Husbandry at PGIVER, Jaipur

Shri Prabhu Lal Saini, Hon'ble Minister, Agriculture and Animal Husbandry and Shri Ajitabh Sharma, Secretary, Department of Animal Husbandry visited PGIVER, Jaipur on 13th July, 2017. Hon'ble Minister visited different departments and units of the institute and get acquainted with the available facilities. He praised with the development and achievement of the institute within very short span of time. He also interacted with the faculty members and the students and assured all help from the government for the overall development of the institute. Prof. (Dr.) Vishnu Sharma, Dean, PGIVER, Jaipur detailed him about the various activities and achievements of the institute.